



PERFORMANCE OF THE FUNDS MANAGED BY SORBH GUPTA

QUANTUM TAX SAVING FUND

Mr. Sorbh Gupta is the Fund Manager managing the scheme since October 1, 2016.

Period	Jan 29, 2021 to Jan 31, 2022 (1 year)			Jan 31, 2019 to Jan 31, 2022 (3 years)			Jan 31, 2017 to Jan 31, 2022 (5 years)		
	Scheme Return (%)	Tier 1 - Benchmark# Returns (%)	Tier 2 - Benchmark## Returns (%)	Scheme Return (%)	Tier 1 - Benchmark# Returns (%)	Tier 2 - Benchmark## Returns (%)	Scheme Return (%)	Tier 1 - Benchmark# Returns (%)	Tier 2 - Benchmark## Returns (%)
Quantum Tax Saving Fund - Direct Plan - Growth Option	25.06%	33.26%	31.10%	13.50%	19.85%	19.32%	10.73%	16.68%	16.67%
Quantum Tax Saving Fund - Regular Plan - Growth Option	24.44%	33.26%	31.10%	12.96%	19.85%	19.32%	NA	NA	NA

Data as on January 31, 2022.

Past performance may or may not be sustained in the future.

#S&P BSE 500 TRI, ##S&P BSE 200 TRI.

Returns are net of total expenses and are calculated on the basis of Compounded Annualized Growth Rate (CAGR).

Different Plans shall have different expense structure.

Mr. Sorbh Gupta manages 2 scheme of the Quantum Mutual Fund.



PERFORMANCE OF THE FUNDS MANAGED BY NILESH SHETTY

QUANTUM MULTI ASSET FUND OF FUNDS

Mr. Chirag Mehta Co-managing along with Mr. Nilesh Shetty since July 11, 2012.

Period	Jan 29, 2021 to Jan 31, 2022 (1 year)		Jan 31, 2019 to Jan 31, 2022 (3 years)		Jan 31, 2017 to Jan 31, 2022 (5 years)	
	Scheme Return (%)	Tier 1 - Benchmark# Returns (%)	Scheme Return (%)	Tier 1 - Benchmark# Returns (%)	Scheme Return (%)	Tier 1 - Benchmark# Returns (%)
Quantum Multi Asset Fund of Funds - Direct Plan	7.98%	11.51%	9.43%	12.82%	8.46%	11.79%
Quantum Multi Asset Fund of Funds - Regular Plan	7.58%	11.51%	9.11%	12.82%	NA	NA

Data as on January 31, 2022.

Past performance may or may not be sustained in the future. Load is not taken into consideration in Scheme Return Calculation.

#CRISIL Composite Bond Fund Index (20%) + S&P BSE Total Return Index (40%) + CRISIL Liquid Index (25%) + Domestic Price of Gold (15%).

It is a customized index and it is rebalanced daily.

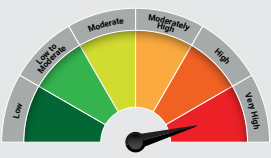
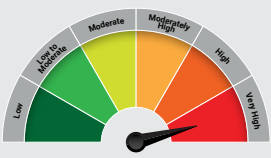
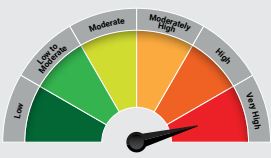
Returns are net of total expenses and are calculated on the basis of Compounded Annualized Growth Rate (CAGR).

Different Plans shall have different expense structure.

Mr. Chirag Mehta manages 5 schemes of the Quantum Mutual Fund. Mr. Nilesh Shetty manages 2 schemes of the Quantum Mutual Fund.


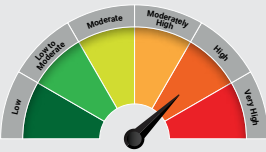


Product Labeling

Name of the Scheme & Primary Benchmark	This product is suitable for investors who are seeking*	Risk-o-meter of Scheme	Tier 1 Benchmark	Tier 2 Benchmark
Quantum Tax Saving Fund (An Open Ended Equity Linked Saving Scheme with a Statutory Lock in of 3 years and Tax Benefit) Primary Benchmark: S&P BSE 500 TRI	<ul style="list-style-type: none"> Long term capital appreciation Invests primarily in equity and equity related securities of companies in S&P BSE 200 index and to save tax u/s 80 C of the Income Tax Act. Investments in this product are subject to lock in period of 3 years. 	 <p>Investors understand that their principal will be at Very High Risk</p>		

*Investors should consult their financial advisers if in doubt about whether the product is suitable for them. The Risk Level of the Scheme in scheme Risk O Meter is basis it's portfolio as on January 31, 2022.

The Risk Level of the Tier 1 Benchmark & Tier 2 Benchmark in the Risk O Meter is basis it's constituents as on January 31, 2022.

Name of the Scheme & Primary Benchmark	This product is suitable for investors who are seeking*	Risk-o-meter of Scheme	Risk-o-meter of Benchmark
<p>Quantum Multi Asset Fund of Funds</p> <p>(An Open Ended Fund of Funds Scheme Investing in schemes of Quantum Mutual Fund)</p> <p>Primary Benchmark: CRISIL Composite Bond Fund Index (20%) + S&P BSE Total Return Index (40%) + CRISIL Liquid Index(25%) + Domestic Price of Gold (15%)</p>	<ul style="list-style-type: none"> • Long term capital appreciation and current income • Investments in portfolio of schemes of Quantum Mutual Fund whose underlying investments are in equity, debt / money market instruments and gold 	 <p>Investors understand that their principal will be at Moderately High Risk</p>	

*Investors should consult their financial advisers if in doubt about whether the product is suitable for them. The Risk Level of the Scheme in scheme Risk O Meter is basis it's portfolio as on January 31, 2022. The Risk Level of the Benchmark Index in the Risk O Meter is basis it's constituents as on January 31, 2022.