



**QUANTUM MULTI ASSET FUND OF FUNDS**

Mr. Chirag Mehta Co-managing along with Mr. Nilesh Shetty since July 11, 2012.

Period	Jan 29, 2021 to Jan 31, 2022 (1 year)		Jan 31, 2019 to Jan 31, 2022 (3 years)		Jan 31, 2017 to Jan 31, 2022 (5 years)	
	Scheme Return (%)	Tier 1 - Benchmark <sup>#</sup> Returns (%)	Scheme Return (%)	Tier 1 - Benchmark <sup>#</sup> Returns (%)	Scheme Return (%)	Tier 1 - Benchmark <sup>#</sup> Returns (%)
Quantum Multi Asset Fund of Funds - Direct Plan	7.98%	11.51%	9.43%	12.82%	8.46%	11.79%
Quantum Multi Asset Fund of Funds - Regular Plan	7.58%	11.51%	9.11%	12.82%	NA	NA

Data as on January 31, 2022.

Past performance may or may not be sustained in the future. Load is not taken into consideration in Scheme Return Calculation.

<sup>#</sup>CRISIL Composite Bond Fund Index (20%) + S&P BSE Total Return Index (40%) + CRISIL Liquid Index (25%) + Domestic Price of Gold (15%)  
It is a customized index and it is rebalanced daily.

Returns are net of total expenses and are calculated on the basis of Compounded Annualized Growth Rate (CAGR).

Different Plans shall have different expense structure.

Mr. Chirag Mehta manages 5 schemes of the Quantum Mutual Fund. Mr. Nilesh Shetty manages 2 schemes of the Quantum Mutual Fund.

**QUANTUM EQUITY FUND OF FUNDS**

Mr. Chirag Mehta is managing the fund since November 01, 2013.

Period	Jan 29, 2021 to Jan 31, 2022 (1 year)		Jan 31, 2019 to Jan 31, 2022 (3 years)		Jan 31, 2017 to Jan 31, 2022 (5 years)	
	Scheme Return (%)	Tier 1 - Benchmark <sup>#</sup> Returns (%)	Scheme Return (%)	Tier 1 - Benchmark <sup>#</sup> Returns (%)	Scheme Return (%)	Tier 1 - Benchmark <sup>#</sup> Returns (%)
Quantum Equity Fund of Funds - Direct Plan - Growth Option	30.06%	31.10%	17.42%	19.32%	14.13%	16.67%
Quantum Equity Fund of Funds - Regular Plan - Growth Option	29.75%	31.10%	17.14%	19.32%	NA	NA

Data as on January 31, 2022.

Past performance may or may not be sustained in the future. Load is not taken into consideration in Scheme Return Calculation.

<sup>#</sup>S&P BSE 200 TRI.

Returns are net of total expenses and are calculated on the basis of Compounded Annualized Growth Rate (CAGR).

Different Plans shall have different expense structure.

Mr. Chirag Mehta manages 5 schemes of the Quantum Mutual Fund.

**QUANTUM GOLD FUND**

Mr. Chirag Mehta is managing the scheme since May 01, 2009 and Ms. Ghazal Jain Co-managing the scheme since June 2, 2020.

Period	Jan 29, 2021 to Jan 31, 2022 (1 year)		Jan 31, 2019 to Jan 31, 2022 (3 years)		Jan 31, 2017 to Jan 31, 2022 (5 years)	
	Scheme Return (%)	Tier 1 - Benchmark <sup>#</sup> Returns (%)	Scheme Return (%)	Tier 1 - Benchmark <sup>#</sup> Returns (%)	Scheme Return (%)	Tier 1 - Benchmark <sup>#</sup> Returns (%)
Quantum Gold Fund	-3.19%	-2.45%	11.83%	12.84%	9.31%	10.35%

Data as on January 31, 2022.

Past performance may or may not be sustained in the future.

<sup>#</sup>Domestic Price of Gold.

Returns are net of total expenses and are calculated on the basis of Compounded Annualized Growth Rate (CAGR).

Mr. Chirag Mehta manages 5 Schemes and Ms. Ghazal Jain manages 2 Schemes of the Quantum Mutual Fund

The Scheme being Exchange Traded Fund has one plan to invest through stock exchange and having a single expense structure.

# QUANTUM GOLD SAVINGS FUND

Mr. Chirag Mehta managing the scheme since May 19, 2011 and Ms. Ghazal Jain Co-managing the scheme since June 2, 2020.

Period	Jan 29, 2021 to Jan 31, 2022 (1 year)		Jan 31, 2019 to Jan 31, 2022 (3 years)		Jan 31, 2017 to Jan 31, 2022 (5 years)	
	Scheme Return (%)	Tier 1 - Benchmark# Returns (%)	Scheme Return (%)	Tier 1 - Benchmark# Returns (%)	Scheme Return (%)	Tier 1 - Benchmark# Returns (%)
Quantum Gold Savings Fund - Direct Plan	-3.87%	-2.45%	11.70%	12.84%	9.20%	10.35%
Quantum Gold Savings Fund - Regular Plan	-4.02%	-2.45%	11.57%	12.84%	NA	NA

Data as on January 31, 2022.

Past performance may or may not be sustained in the future.



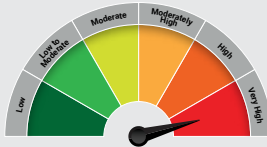
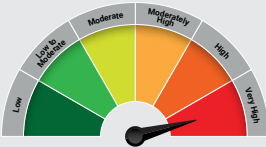

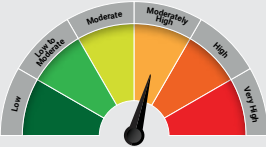


#Domestic Price of Gold.

Returns are net of total expenses and are calculated on the basis of Compounded Annualized Growth Rate (CAGR).

Different Plans shall have different expense structure.

Mr. Chirag Mehta manages 5 Schemes and Ms. Ghazal Jain manages 2 Schemes of the Quantum Mutual Fund.

## Product Labeling

Name of the Scheme & Primary Benchmark	This product is suitable for investors who are seeking*	Risk-o-meter of Scheme	Risk-o-meter of Benchmark
<p>Quantum Multi Asset Fund of Funds</p> <p>(An Open Ended Fund of Funds Scheme Investing in schemes of Quantum Mutual Fund)</p> <p>Primary Benchmark: CRISIL Composite Bond Fund Index (20%) + S&amp;P BSE Total Return Index (40%) + CRISIL Liquid Index(25%) + Domestic Price of Gold (15%)</p>	<ul style="list-style-type: none"> <li>Long term capital appreciation and current income</li> <li>Investments in portfolio of schemes of Quantum Mutual Fund whose underlying investments are in equity, debt / money market instruments and gold</li> </ul>	 <p>Investors understand that their principal will be at Moderately High Risk</p>	
<p>Quantum Equity Fund of Funds</p> <p>(An Open Ended Fund of Funds scheme Investing in Open Ended Diversified Equity Schemes of Mutual Funds)</p> <p>Primary Benchmark: S&amp;P BSE 200 TRI</p>	<ul style="list-style-type: none"> <li>Long term capital appreciation</li> <li>Investments in portfolio of open-ended diversified equity schemes of mutual funds registered with SEBI whose underlying investments are in equity and equity related securities of diversified companies</li> </ul>	 <p>Investors understand that their principal will be at Very High Risk</p>	
<p>Quantum Gold Fund</p> <p>(An Open Ended Scheme Replicating / Tracking Gold)</p> <p>Primary Benchmark: Domestic Price of Gold</p>	<ul style="list-style-type: none"> <li>Long term returns</li> <li>Investments in physical gold</li> </ul>	 <p>Investors understand that their principal will be at Moderately High Risk</p>	
<p>Quantum Gold Savings Fund</p> <p>(An Open Ended Fund of Fund Scheme Investing in Quantum Gold Fund)</p> <p>Primary Benchmark: Domestic Price of Gold</p>	<ul style="list-style-type: none"> <li>Long term returns</li> <li>Investments in units of Quantum Gold Fund – Exchange Traded Fund whose underlying investments are in physical gold</li> </ul>	 <p>Investors understand that their principal will be at Moderately High Risk</p>	

\*Investors should consult their financial advisers if in doubt about whether the product is suitable for them. The Risk Level of the Scheme in scheme Risk O Meter is basis its portfolio as on January 31, 2022. The Risk Level of the Benchmark Index in the Risk O Meter is basis its constituents as on January 31, 2022.