



PERFORMANCE OF THE FUNDS MANAGED BY CHIRAG MEHTA

QUANTUM MULTI ASSET FUND OF FUNDS

Mr. Chirag Mehta Co-managing along with Mr. Nilesh Shetty since July 11, 2012.

Period	Dec 31, 2020 to Dec 31, 2021 (1 year)		Dec 31, 2018 to Dec 31, 2021 (3 years)		Dec 30, 2016 to Dec 31, 2021 (5 years)	
	Scheme Return (%)	Tier 1 - Benchmark [#] Returns (%)	Scheme Return (%)	Tier 1 - Benchmark [#] Returns (%)	Scheme Return (%)	Tier 1 - Benchmark [#] Returns (%)
Quantum Multi Asset Fund of Funds - Direct Plan - Growth Option	7.76%	10.17%	9.51%	13.34%	9.06%	12.38%
Quantum Multi Asset Fund of Funds - Regular Plan - Growth Option	7.36%	10.17%	9.19%	13.34%	NA	NA

Past performance may or may not be sustained in the future. Load is not taken into consideration in Scheme Return Calculation.

[#]CRISIL Composite Bond Fund Index (20%) + S&P BSE Total Return Index (40%) + CRISIL Liquid Index (25%) + Domestic Price of Gold (15%)
It is a customized index and it is rebalanced daily.

Returns are net of total expenses and are calculated on the basis of Compounded Annualized Growth Rate (CAGR).

Different Plans shall have different expense structure.

Mr. Chirag Mehta manages 5 schemes of the Quantum Mutual Fund. Mr. Nilesh Shetty manages 2 schemes of the Quantum Mutual Fund.

QUANTUM INDIA ESG EQUITY FUND

Mr. Chirag Mehta Co-managing along with Ms. Sneha Joshi since July 12, 2019.

Period	Dec 31, 2020 to Dec 31, 2021 (1 year)		Dec 31, 2018 to Dec 31, 2021 (3 years)		Dec 30, 2016 to Dec 31, 2021 (5 years)	
	Scheme Return (%)	Tier 1 - Benchmark [#] Returns (%)	Scheme Return (%)	Tier 1 - Benchmark [#] Returns (%)	Scheme Return (%)	Tier 1 - Benchmark [#] Returns (%)
Quantum India ESG Equity Fund - Direct Plan - Growth Option	31.48%	32.26%	NA	NA	NA	NA
Quantum India ESG Equity Fund - Regular Plan - Growth Option	30.55%	32.26%	NA	NA	NA	NA

Past performance may or may not be sustained in the future.

Different Plans shall have a different expense structure.

Returns are net of total expenses and are calculated on the basis of Compounded Annualized Growth Rate (CAGR).

Mr. Chirag Mehta manages 5 Schemes and Ms. Sneha Joshi manages 1 scheme of the Quantum Mutual Fund.

[#]NIFTY100 ESG TRI

QUANTUM GOLD FUND

Mr. Chirag Mehta is managing the scheme since May 01, 2009 and Ms. Ghazal Jain Co-managing the scheme since June 2, 2020.

Period	Dec 31, 2020 to Dec 31, 2021 (1 year)		Dec 31, 2018 to Dec 31, 2021 (3 years)		Dec 30, 2016 to Dec 31, 2021 (5 years)	
	Scheme Return (%)	Tier 1 - Benchmark [#] Returns (%)	Scheme Return (%)	Tier 1 - Benchmark [#] Returns (%)	Scheme Return (%)	Tier 1 - Benchmark [#] Returns (%)
Quantum Gold Fund	-4.71%	-4.00%	13.85%	14.88%	10.17%	11.22%

Past performance may or may not be sustained in the future.

[#]Domestic Price of Gold.

Returns are net of total expenses and are calculated on the basis of Compounded Annualized Growth Rate (CAGR).

Mr. Chirag Mehta manages 5 Schemes and Ms. Ghazal Jain manages 2 Schemes of the Quantum Mutual Fund

The Scheme being Exchange Traded Fund has one plan to invest through stock exchange and having a single expense structure.

QUANTUM GOLD SAVINGS FUND

Mr. Chirag Mehta managing the scheme since May 19, 2011 and Ms. Ghazal Jain Co-managing the scheme since June 2, 2020.

Period	Dec 31, 2020 to Dec 31, 2021 (1 year)		Dec 31, 2018 to Dec 31, 2021 (3 years)		Dec 30, 2016 to Dec 31, 2021 (5 years)	
	Scheme Return (%)	Tier 1 - Benchmark# Returns (%)	Scheme Return (%)	Tier 1 - Benchmark# Returns (%)	Scheme Return (%)	Tier 1 - Benchmark# Returns (%)
Quantum Gold Savings Fund - Direct Plan - Growth Option	-5.22%	-4.00%	13.64%	14.88%	9.93%	11.22%
Quantum Gold Savings Fund - Regular Plan - Growth Option	-5.36%	-4.00%	13.51%	14.88%	NA	NA

Past performance may or may not be sustained in the future.



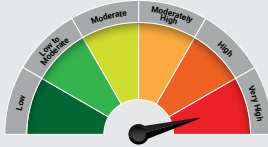
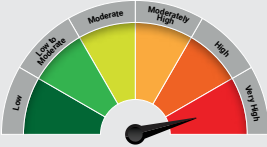



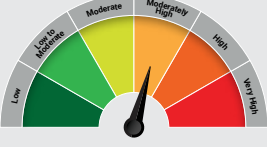
#Domestic Price of Gold.

Returns are net of total expenses and are calculated on the basis of Compounded Annualized Growth Rate (CAGR).

Different Plans shall have different expense structure.

Mr. Chirag Mehta manages 5 Schemes and Ms. Ghazal Jain manages 2 Schemes of the Quantum Mutual Fund.

Product Labeling

Name of the Scheme & Primary Benchmark	This product is suitable for investors who are seeking*	Risk-o-meter of Scheme	Risk-o-meter of Benchmark
<p>Quantum Multi Asset Fund of Funds</p> <p>(An Open Ended Fund of Funds Scheme Investing in schemes of Quantum Mutual Fund)</p> <p>Primary Benchmark: CRISIL Composite Bond Fund Index (20%) + S&P BSE Total Return Index (40%) + CRISIL Liquid Index(25%) + Domestic Price of Gold (15%)</p>	<ul style="list-style-type: none"> Long term capital appreciation and current income Investments in portfolio of schemes of Quantum Mutual Fund whose underlying investments are in equity, debt / money market instruments and gold 	 <p>Investors understand that their principal will be at Moderately High Risk</p>	
<p>Quantum India ESG Equity Fund</p> <p>(An Open ended equity scheme investing in companies following Environment, Social and Governance (ESG) theme)</p> <p>Primary Benchmark: NIFTY100 ESG TRI</p>	<ul style="list-style-type: none"> Long term capital appreciation Invests in shares of companies that meet Quantum's Environment, Social, Governance (ESG) criteria 	 <p>Investors understand that their principal will be at Very High Risk</p>	
<p>Quantum Gold Fund</p> <p>(An Open Ended Scheme Replicating / Tracking Gold)</p> <p>Primary Benchmark: Domestic Price of Gold</p>	<ul style="list-style-type: none"> Long term returns Investments in physical gold 	 <p>Investors understand that their principal will be at Moderately High Risk</p>	
<p>Quantum Gold Savings Fund</p> <p>(An Open Ended Fund of Fund Scheme Investing in Quantum Gold Fund)</p> <p>Primary Benchmark: Domestic Price of Gold</p>	<ul style="list-style-type: none"> Long term returns Investments in units of Quantum Gold Fund – Exchange Traded Fund whose underlying investments are in physical gold 	 <p>Investors understand that their principal will be at Moderately High Risk</p>	

*Investors should consult their financial advisers if in doubt about whether the product is suitable for them.

The Risk Level of the Scheme in scheme Risk O Meter is basis it's portfolio as on December 31, 2021.

The Risk Level of the Benchmark Index in the Risk O Meter is basis it's constituents as on December 31, 2021.