

# Fund Manager wise Performance

As on March 31, 2026



## Performance of the Funds Managed by Mr. Chirag Mehta

### Quantum Multi Asset Active FOF\*

Mr. Chirag Mehta is managing the scheme since July 11, 2012. Ms. Sneha Pandey is managing the scheme since April 01, 2025. Ms. Mansi Vasa is managing the scheme since April 01, 2025.

Period	1 Year		3 Years		5 Years	
	Scheme Return (%)	Tier I - Benchmark# Returns (%)	Scheme Return (%)	Tier I - Benchmark# Returns (%)	Scheme Return (%)	Tier I - Benchmark# Returns (%)
Quantum Multi Asset Active FOF - Direct Plan - Growth Option	7.01%	8.63%	11.82%	12.31%	9.97%	10.90%
Quantum Multi Asset Active FOF - Regular Plan - Growth Option	6.61%	8.63%	11.42%	12.31%	9.58%	10.90%

Past performance may or may not be sustained in the future. Load is not taken into consideration in Scheme Return Calculation. #CRISIL Dynamic Bond A-III Index (20%) + CRISIL Liquid Debt A-I Index (25%) + Nifty 50 TRI (40%) + Domestic price of Gold (15%). It is a customized index and it is rebalanced daily. Returns are net of total expenses and are calculated on the basis of Compounded Annualized Growth Rate (CAGR). Different Plans shall have different expense structure. Mr. Chirag Mehta manages 8 Schemes, Ms. Sneha Pandey manages 4 Schemes and Ms. Mansi Vasa manages 2 Schemes of the Quantum Mutual Fund. \* Effective April 01, 2026, Mr. Chirag Mehta ceased to be the Fund Manager of the Scheme, and the Scheme is now managed by Ms. Sneha Pandey (Fund Manager) and Ms. Mansi Vasa (Fund Manager).

### Quantum Diversified Equity All Cap Active FOF

Mr. Chirag Mehta is managing the scheme since November 01, 2013. Mr. Piyush Singh is managing the scheme since April 01, 2025.

Period	1 Year		3 Years		5 Years	
	Scheme Return (%)	Tier I - Benchmark# Returns (%)	Scheme Return (%)	Tier I - Benchmark# Returns (%)	Scheme Return (%)	Tier I - Benchmark# Returns (%)
Quantum Diversified Equity All Cap Active FOF - Direct Plan - Growth Option	-3.15%	-3.13%	13.14%	12.89%	11.09%	11.75%
Quantum Diversified Equity All Cap Active FOF - Regular Plan - Growth Option	-3.44%	-3.13%	12.85%	12.89%	10.81%	11.75%

Past performance may or may not be sustained in the future. Load is not taken into consideration in Scheme Return Calculation. #BSE 500 TRI. Returns are net of total expenses and are calculated on the basis of Compounded Annualized Growth Rate (CAGR). Different Plans shall have different expense structure. Mr. Chirag Mehta manages 8 Schemes and Mr. Piyush Singh manages 1 Scheme of the Quantum Mutual Fund.

### Quantum Gold Savings Fund

Mr. Chirag Mehta is managing the scheme since May 19, 2011.

Period	1 Year		3 Years		5 Years	
	Scheme Return (%)	Tier I - Benchmark# Returns (%)	Scheme Return (%)	Tier I - Benchmark# Returns (%)	Scheme Return (%)	Tier I - Benchmark# Returns (%)
Quantum Gold Savings Fund - Direct Plan - Growth Option	64.13%	61.52%	33.78%	34.67%	25.99%	27.13%
Quantum Gold Savings Fund - Regular Plan - Growth Option	63.51%	61.52%	33.47%	34.67%	25.74%	27.13%

Past performance may or may not be sustained in the future. #Domestic Price of Gold. Returns are net of total expenses and are calculated on the basis of Compounded Annualized Growth Rate (CAGR). Different Plans shall have different expense structure. Mr. Chirag Mehta manages 8 Schemes of the Quantum Mutual Fund.

### Quantum ESG Best In Class Strategy Fund

Mr. Chirag Mehta is managing the scheme since July 12, 2019. Mr. Rajorshi Palit is managing the scheme since November 04, 2024.

Period	1 Year		3 Years		5 Years	
	Scheme Return (%)	Tier I - Benchmark# Returns (%)	Scheme Return (%)	Tier I - Benchmark# Returns (%)	Scheme Return (%)	Tier I - Benchmark# Returns (%)
Quantum ESG Best In Class Strategy Fund - Direct Plan - Growth Option	-7.58%	-1.90%	9.45%	12.73%	8.35%	10.10%
Quantum ESG Best In Class Strategy Fund - Regular Plan - Growth Option	-8.91%	-1.90%	8.07%	12.73%	7.20%	10.10%

Past performance may or may not be sustained in the future. Load is not taken into consideration in Scheme returns calculation. Different Plans shall have a different expense structure. Returns are net of total expenses and are calculated on the basis of Compounded Annualized Growth Rate (CAGR). Mr. Chirag Mehta manages 8 schemes and Mr. Rajorshi Palit manages 1 Scheme of the Quantum Mutual Fund #NIFTY100 ESG TRI

### Quantum Gold Fund

Mr. Chirag Mehta is managing the scheme since June 01, 2024.

Period	1 Year		3 Years		5 Years	
	Scheme Return (%)	Tier I - Benchmark# Returns (%)	Scheme Return (%)	Tier I - Benchmark# Returns (%)	Scheme Return (%)	Tier I - Benchmark# Returns (%)
Quantum Gold Fund	60.24%	61.52%	33.47%	34.67%	25.98%	27.13%

Past performance may or may not be sustained in the future. The Scheme being Exchange Traded Fund has one plan to invest through stock exchange and having a single expense structure. Returns are net of total expenses and are calculated on the basis of Compounded Annualized Growth Rate (CAGR). Mr. Chirag Mehta manages 8 schemes of the Quantum Mutual Fund. #Domestic Price of Gold

### Quantum Small Cap Fund

Mr. Chirag Mehta is managing the scheme since November 03, 2023. Mrs. Abhilasha Satale is managing the scheme since November 03, 2023.

Period	1 Year	
	Scheme Return (%)	Tier I - Benchmark# Returns (%)
Quantum Small Cap Fund - Direct Plan - Growth Option	0.80%	-5.83%
Quantum Small Cap Fund - Regular Plan - Growth Option	-0.55%	-5.83%

Past performance may or may not be sustained in the future. Load is not taken into consideration in scheme returns calculation. Different Plans shall have a different expense structure. Returns are net of total expenses and are calculated on the basis of Compounded Annualized Growth Rate (CAGR). Mr. Chirag Mehta manages 8 schemes and Mrs. Abhilasha Satale manages 1 Scheme of the Quantum Mutual Fund. #BSE 250 SmallCap TRI

Mr. Chirag Mehta is managing the scheme since December 20, 2024.

Period	1 Year	
	Scheme Return (%)	Tier I - Benchmark# Returns (%)
Quantum Ethical Fund - Direct Plan - Growth Option	-6.70%	-6.12%
Quantum Ethical Fund - Regular Plan - Growth Option	-7.92%	-6.12%

Past performance may or may not be sustained in the future. Load is not taken into consideration in scheme returns calculation. Different Plans shall have a different expense structure. Returns are net of total expenses and are calculated on the basis of Compounded Annualized Growth Rate (CAGR). Mr. Chirag Mehta manages 8 schemes of the Quantum Mutual Fund. #NIFTY 500 Shariah TRI

# Product Labeling



Name of the Scheme & Benchmark	This product is suitable for investors who are seeking*	Risk-o-meter of Scheme	Risk-o-meter of Tier I Benchmark
<b>Quantum Multi Asset Active FOF</b> (An Open-Ended Fund of Funds scheme investing in Equity-oriented schemes, Debt oriented schemes and Gold based schemes) Tier I Benchmark: CRISIL Dynamic Bond A-III Index (20%) + CRISIL Liquid Debt A-I Index (25%) + Nifty 50 TRI (40%) + Domestic price of Gold (15%)	<ul style="list-style-type: none"> <li>Long term capital appreciation and current income</li> <li>Investments in portfolio of Equity oriented Schemes, Debt oriented Schemes and Gold based Schemes of Quantum Mutual Fund</li> </ul>	<p>The risk of the scheme is High Risk</p>	<p>The risk of the benchmark is Moderately High Risk</p>
<b>Quantum Diversified Equity All Cap Active FOF</b> (An Open-Ended Fund of Funds Scheme investing in diversified Equity Schemes across All Market Caps of Mutual Funds) Tier I Benchmark: BSE 500 TRI	<ul style="list-style-type: none"> <li>Long term capital appreciation</li> <li>Investments in portfolio of diversified Equity Schemes across All Market Caps of Mutual Funds</li> </ul>	<p>The risk of the scheme is Very High Risk</p>	<p>The risk of the benchmark is Very High Risk</p>
<b>Quantum Gold Savings Fund</b> (An Open Ended Fund of Fund Scheme Investing in Quantum Gold Fund) Tier I Benchmark: Domestic Price of gold	<ul style="list-style-type: none"> <li>Long term returns</li> <li>Investments in units of Quantum Gold Fund – Exchange Traded Fund whose underlying investments are in physical gold</li> </ul>	<p>The risk of the scheme is High Risk</p>	<p>The risk of the benchmark is High Risk</p>

\*Investors should consult their financial advisers if in doubt about whether the product is suitable for them. Investors may please note that they will be bearing the recurring expenses of this Scheme in addition to the expenses of the underlying Schemes.

Name of the Scheme & Benchmark	This product is suitable for investors who are seeking*	Risk-o-meter of Scheme	Risk-o-meter of Tier I Benchmark
<b>Quantum ESG Best In Class Strategy Fund</b> (An Open-ended equity scheme investing in companies following Environment, Social and Governance (ESG) theme assessed through a Best In Class Strategy) Tier I Benchmark: NIFTY100 ESG TRI	<ul style="list-style-type: none"> <li>Long term capital appreciation</li> <li>Invests in shares of companies following Environment, Social and Governance (ESG) theme assessed through a Best In Class Strategy</li> </ul>	<p>The risk of the scheme is Very High Risk</p>	<p>The risk of the benchmark is Very High Risk</p>
<b>Quantum Gold Fund</b> (An Open Ended Scheme Replicating / Tracking Gold) Tier I Benchmark: Domestic Price of gold	<ul style="list-style-type: none"> <li>Long term returns</li> <li>Investments in physical gold</li> </ul>	<p>The risk of the scheme is High Risk</p>	<p>The risk of the benchmark is High Risk</p>
<b>Quantum Small Cap Fund</b> (An Open Ended-Equity Scheme Predominantly Investing in Small Cap Stocks) Tier I Benchmark: BSE 250 SmallCap TRI	<ul style="list-style-type: none"> <li>Long term capital appreciation</li> <li>Investment in Small Cap Stock</li> </ul>	<p>The risk of the scheme is Very High Risk</p>	<p>The risk of the benchmark is Very High Risk</p>
<b>Quantum Ethical Fund</b> (An open-ended equity scheme following an Ethical Theme) Tier I Benchmark: NIFTY 500 Shariah TRI	<ul style="list-style-type: none"> <li>Long Term Capital Appreciation</li> <li>Investments in Equity &amp; Equity Related Instruments of companies following an Ethical Set of Principles</li> </ul>	<p>The risk of the scheme is Very High Risk</p>	<p>The risk of the benchmark is Very High Risk</p>

\*Investors should consult their financial advisers if in doubt about whether the product is suitable for them.

# Fund Manager wise Performance

As on March 31, 2026



## Performance of the Funds Managed by Ms. Sneha Pandey

### Quantum Liquid Fund

Ms. Sneha Pandey is managing the scheme since April 01, 2025.  
Mr. Mayur Chauhan is managing the scheme since July 01, 2025.

Period	1 Year		3 Years		5 Years	
	Scheme Return (%)	Tier I - Benchmark# Returns (%)	Scheme Return (%)	Tier I - Benchmark# Returns (%)	Scheme Return (%)	Tier I - Benchmark# Returns (%)
Quantum Liquid Fund - Direct Plan - Growth Option	5.86%	6.07%	6.64%	6.85%	5.73%	5.98%
Quantum Liquid Fund - Regular Plan - Growth Option	5.74%	6.07%	6.53%	6.85%	5.63%	5.98%

Past performance may or may not be sustained in the future. Load is not taken into consideration in scheme returns calculation. #CRISIL Liquid Debt A-I Index. Returns are net of total expenses and are calculated on the basis of Compounded Annualized Growth Rate (CAGR). Different Plans shall have different expense structure. Ms. Sneha Pandey manages 4 schemes of the Quantum Mutual Fund. Mr. Mayur Chauhan manages 2 schemes of the Quantum Mutual Fund.

### Quantum Dynamic Bond Fund

Ms. Sneha Pandey is managing the scheme since April 01, 2025.  
Mr. Mayur Chauhan is managing the scheme since July 01, 2025.

Period	1 Year		3 Years		5 Years	
	Scheme Return (%)	Tier I - Benchmark# Returns (%)	Scheme Return (%)	Tier I - Benchmark# Returns (%)	Scheme Return (%)	Tier I - Benchmark# Returns (%)
Quantum Dynamic Bond Fund - Direct Plan - Growth Option	2.85%	3.08%	7.09%	6.62%	6.15%	5.60%
Quantum Dynamic Bond Fund - Regular Plan - Growth Option	2.34%	3.08%	6.63%	6.62%	5.83%	5.60%


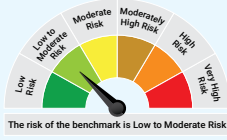
Past performance may or may not be sustained in the future. #CRISIL Dynamic Bond A-III Index. Returns are net of total expenses and are calculated on the basis of Compounded Annualized Growth Rate (CAGR). Different Plans shall have different expense structure. Ms. Sneha Pandey manages 4 schemes of the Quantum Mutual Fund. Mr. Mayur Chauhan manages 2 schemes of the Quantum Mutual Fund.

### Quantum Multi Asset Active FOF\*

Mr. Chirag Mehta is managing the scheme since July 11, 2012. Ms. Sneha Pandey is managing the scheme since April 01, 2025. Ms. Mansi Vasa is managing the scheme since April 01, 2025.


Period	1 Year		3 Years		5 Years	
	Scheme Return (%)	Tier I - Benchmark# Returns (%)	Scheme Return (%)	Tier I - Benchmark# Returns (%)	Scheme Return (%)	Tier I - Benchmark# Returns (%)
Quantum Multi Asset Active FOF - Direct Plan - Growth Option	7.01%	8.63%	11.82%	12.31%	9.97%	10.90%
Quantum Multi Asset Active FOF - Regular Plan - Growth Option	6.61%	8.63%	11.42%	12.31%	9.58%	10.90%

Past performance may or may not be sustained in the future. Load is not taken into consideration in Scheme Return Calculation. #CRISIL Dynamic Bond A-III Index (20%) + CRISIL Liquid Debt A-I Index (25%) + Nifty 50 TRI (40%) + Domestic price of Gold (15%). It is a customized index and it is rebalanced daily. Returns are net of total expenses and are calculated on the basis of Compounded Annualized Growth Rate (CAGR). Different Plans shall have different expense structure. Mr. Chirag Mehta manages 8 Schemes, Ms. Sneha Pandey manages 4 Schemes and Ms. Mansi Vasa manages 2 Schemes of the Quantum Mutual Fund. \* Effective April 01, 2026, Mr. Chirag Mehta ceased to be the Fund Manager of the Scheme, and the Scheme is now managed by Ms. Sneha Pandey (Fund Manager) and Ms. Mansi Vasa (Fund Manager).

Name of the Scheme & Benchmark	This product is suitable for investors who are seeking*	Risk-o-meter of Scheme	Risk-o-meter of Tier I Benchmark
<b>Quantum Liquid Fund</b> (An Open-ended Liquid Scheme. A relatively low interest rate risk and relatively low credit risk.) Tier I Benchmark: CRISIL Liquid Debt A-I Index	<ul style="list-style-type: none"> <li>Income over the short term</li> <li>Investments in debt / money market instruments</li> </ul>	 <p>The risk of the scheme is Low Risk</p>	 <p>The risk of the benchmark is Low to Moderate Risk</p>


\*Investors should consult their financial advisers if in doubt about whether the product is suitable for them.

PRC Matrix			
Credit Risk →	Relatively Low (Class A)	Moderate (Class B)	Relatively High (Class C)
Interest Rate Risk ↓			
Relatively Low (Class I)	<b>A-I</b>		
Moderate (Class II)			
Relatively High (Class III)			

Name of the Scheme & Benchmark	This product is suitable for investors who are seeking*	Risk-o-meter of Scheme	Risk-o-meter of Tier I Benchmark
<b>Quantum Dynamic Bond Fund</b> (An Open-ended Dynamic Debt Scheme Investing Across Duration. A relatively high interest rate risk and relatively low credit risk.) Tier I Benchmark: CRISIL Dynamic Bond A-III Index	<ul style="list-style-type: none"> <li>Regular income over short to medium term and capital appreciation</li> <li>Investment in Debt / Money Market Instruments / Government Securities</li> </ul>	 <p>The risk of the scheme is Moderate Risk</p>	 <p>The risk of the benchmark is Moderate Risk</p>

\*Investors should consult their financial advisers if in doubt about whether the product is suitable for them.

PRC Matrix			
Credit Risk →	Relatively Low (Class A)	Moderate (Class B)	Relatively High (Class C)
Interest Rate Risk ↓			
Relatively Low (Class I)			
Moderate (Class II)			
Relatively High (Class III)	<b>A-III</b>		

Name of the Scheme & Benchmark	This product is suitable for investors who are seeking*	Risk-o-meter of Scheme	Risk-o-meter of Tier I Benchmark
<b>Quantum Multi Asset Active FOF</b> (An Open-Ended Fund of Funds scheme investing in Equity-oriented schemes, Debt oriented schemes and Gold based schemes) Tier I Benchmark: CRISIL Dynamic Bond A-III Index (20%) + CRISIL Liquid Debt A-I Index (25%) + Nifty 50 TRI (40%) + Domestic price of Gold (15%)	<ul style="list-style-type: none"> <li>Long term capital appreciation and current income</li> <li>Investments in portfolio of Equity oriented Schemes, Debt oriented Schemes and Gold based Schemes of Quantum Mutual Fund</li> </ul>	 <p>The risk of the scheme is High Risk</p>	 <p>The risk of the benchmark is Moderately High Risk</p>

\*Investors should consult their financial advisers if in doubt about whether the product is suitable for them. Investors may please note that they will be bearing the recurring expenses of this Scheme in addition to the expenses of the underlying Schemes.

# Fund Manager wise Performance

As on March 31, 2026



## Performance of the Funds Managed by Ms. Mansi Vasa

### Quantum Multi Asset Active FOF\*

Mr. Chirag Mehta is managing the scheme since July 11, 2012. Ms. Sneha Pandey is managing the scheme since April 01, 2025. Ms. Mansi Vasa is managing the scheme since April 01, 2025.

Period	1 Year		3 Years		5 Years	
	Scheme Return (%)	Tier I - Benchmark# Returns (%)	Scheme Return (%)	Tier I - Benchmark# Returns (%)	Scheme Return (%)	Tier I - Benchmark# Returns (%)
Quantum Multi Asset Active FOF - Direct Plan - Growth Option	7.01%	8.63%	11.82%	12.31%	9.97%	10.90%
Quantum Multi Asset Active FOF - Regular Plan - Growth Option	6.61%	8.63%	11.42%	12.31%	9.58%	10.90%

Past performance may or may not be sustained in the future. Load is not taken into consideration in Scheme Return Calculation. #CRISIL Dynamic Bond A-III Index (20%) + CRISIL Liquid Debt A-I Index (25%) + Nifty 50 TRI (40%) + Domestic price of Gold (15%). It is a customized index and it is rebalanced daily. Returns are net of total expenses and are calculated on the basis of Compounded Annualized Growth Rate (CAGR). Different Plans shall have different expense structure. Mr. Chirag Mehta manages 8 Schemes, Ms. Sneha Pandey manages 4 Schemes and Ms. Mansi Vasa manages 2 Schemes of the Quantum Mutual Fund. \* Effective April 01, 2026, Mr. Chirag Mehta ceased to be the Fund Manager of the Scheme, and the Scheme is now managed by Ms. Sneha Pandey (Fund Manager) and Ms. Mansi Vasa (Fund Manager).

Name of the Scheme & Benchmark	This product is suitable for investors who are seeking*	Risk-o-meter of Scheme	Risk-o-meter of Tier I Benchmark
<b>Quantum Multi Asset Active FOF</b> (An Open-Ended Fund of Funds scheme investing in Equity-oriented schemes, Debt oriented schemes and Gold based schemes)  Tier I Benchmark: CRISIL Dynamic Bond A-III Index (20%) + CRISIL Liquid Debt A-I Index (25%) + Nifty 50 TRI (40%) + Domestic price of Gold (15%)	<ul style="list-style-type: none"> <li>Long term capital appreciation and current income</li> <li>Investments in portfolio of Equity oriented Schemes, Debt oriented Schemes and Gold based Schemes of Quantum Mutual Fund</li> </ul>	<p>The risk of the scheme is High Risk</p>	<p>The risk of the benchmark is Moderately High Risk</p>

\*Investors should consult their financial advisers if in doubt about whether the product is suitable for them. Investors may please note that they will be bearing the recurring expenses of this Scheme in addition to the expenses of the underlying Schemes.