

Fund Manager wise Performance

As on February 28, 2025



Performance of the Funds Managed by Mr. Chirag Mehta

Quantum Multi Asset Fund of Funds

Mr. Chirag Mehta is the Fund Manager managing the scheme since July 11, 2012.

Period	1 Year		3 Years		5 Years	
	Scheme Return (%)	Tier I - Benchmark# Returns (%)	Scheme Return (%)	Tier I - Benchmark# Returns (%)	Scheme Return (%)	Tier I - Benchmark# Returns (%)
Quantum Multi Asset Fund of Funds - Direct Plan - Growth Option	9.56%	9.41%	10.62%	10.29%	10.78%	11.72%
Quantum Multi Asset Fund of Funds - Regular Plan - Growth Option	9.20%	9.41%	10.23%	10.29%	10.39%	11.72%

Past performance may or may not be sustained in the future. Load is not taken into consideration in Scheme Return Calculation. #CRISIL Dynamic Bond A-III Index (20%) + CRISIL Liquid Debt A-I Index (25%) + Nifty 50 TRI (40%) + Domestic price of Gold (15%). w.e.f. April 3, 2023, benchmark of the scheme has been changed. It is a customized index and it is rebalanced daily. Returns are net of total expenses and are calculated on the basis of Compounded Annualized Growth Rate (CAGR). Different Plans shall have different expense structure. Mr. Chirag Mehta manages 8 Schemes of the Quantum Mutual Fund.

Quantum Equity Fund of Funds

Mr. Chirag Mehta is the Fund Manager managing the scheme since November 01, 2013.

Period	1 Year		3 Years		5 Years	
	Scheme Return (%)	Tier I - Benchmark# Returns (%)	Scheme Return (%)	Tier I - Benchmark# Returns (%)	Scheme Return (%)	Tier I - Benchmark# Returns (%)
Quantum Equity Fund of Funds - Direct Plan - Growth Option	4.30%	0.62%	12.29%	12.42%	15.61%	17.49%
Quantum Equity Fund of Funds - Regular Plan - Growth Option	4.06%	0.62%	12.03%	12.42%	15.33%	17.49%

Past performance may or may not be sustained in the future. Load is not taken into consideration in Scheme Return Calculation. #BSE 200 TRI. Returns are net of total expenses and are calculated on the basis of Compounded Annualized Growth Rate (CAGR). Different Plans shall have different expense structure. Mr. Chirag Mehta manages 8 Schemes of the Quantum Mutual Fund.

Quantum Gold Savings Fund

Mr. Chirag Mehta is the Fund Manager managing the scheme since May 19, 2011.

Period	1 Year		3 Years		5 Years	
	Scheme Return (%)	Tier I - Benchmark# Returns (%)	Scheme Return (%)	Tier I - Benchmark# Returns (%)	Scheme Return (%)	Tier I - Benchmark# Returns (%)
Quantum Gold Savings Fund - Direct Plan - Growth Option	34.71%	36.54%	17.73%	18.47%	13.60%	14.74%
Quantum Gold Savings Fund - Regular Plan - Growth Option	34.50%	36.54%	17.55%	18.47%	13.44%	14.74%

Past performance may or may not be sustained in the future. #Domestic Price of Physical Gold Returns are net of total expenses and are calculated on the basis of Compounded Annualized Growth Rate (CAGR). Different Plans shall have different expense structure. Mr. Chirag Mehta manages 8 Schemes of the Quantum Mutual Fund.

Quantum Gold Fund

Mr. Chirag Mehta is the Fund Manager effective from June 01, 2024.

Period	1 Year		3 Years		5 Years	
	Scheme Return (%)	Tier I - Benchmark# Returns (%)	Scheme Return (%)	Tier I - Benchmark# Returns (%)	Scheme Return (%)	Tier I - Benchmark# Returns (%)
Quantum Gold Fund - Growth Option	35.10%	36.54%	17.38%	18.47%	13.70%	14.74%

Past performance may or may not be sustained in the future. The Scheme being Exchange Traded Fund has one plan to invest through stock exchange and having a single expense structure. Returns are net of total expenses and are calculated on the basis of Compounded Annualized Growth Rate (CAGR). Mr. Chirag Mehta manages 8 schemes. #Domestic Price of Physical Gold


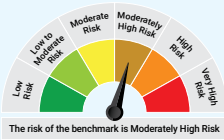
Quantum Small Cap Fund


Mr. Chirag Mehta is managing the scheme along with Mrs. Abhilasha Satale since November 03, 2023



Period	1 Year	
	Scheme Return (%)	Tier I - Benchmark# Returns (%)
Quantum Small Cap Fund - Direct Plan - Growth Option	-0.28%	-6.91%
Quantum Small Cap Fund - Regular Plan - Growth Option	-1.78%	-6.91%

Past performance may or may not be sustained in the future. Different Plans shall have a different expense structure. Returns are net of total expenses and are calculated on the basis of Compounded Annualized Growth Rate (CAGR). Mr. Chirag Mehta manages 8 schemes. #BSE 250 Small Cap TRI



The Performance of Quantum Multi Asset Allocation Fund and Quantum Ethical Fund will be disclosed on completion of 1 year since its inception in terms of SEBI Master Circular No. SEBI/HO/IMD/IMD-PoD-1/P/CIR/2024/90 dated June 27, 2024



Name of the Scheme & Benchmark	This product is suitable for investors who are seeking*	Risk-o-meter of Scheme	Risk-o-meter of Tier I Benchmark
<p>Quantum Multi Asset Fund of Funds</p> <p>(An Open Ended Fund of Funds Scheme Investing in schemes of Quantum Mutual Fund)</p> <p>Tier I Benchmark: CRISIL Dynamic Bond A-III Index (20%) + CRISIL Liquid Debt A-I Index (25%) + Nifty 50 TRI (40%) + Domestic price of Gold (15%)</p>	<ul style="list-style-type: none"> Long term capital appreciation and current income Investments in portfolio of schemes of Quantum Mutual Fund whose underlying investments are in equity, debt / money market Instruments and gold 	 <p>The risk of the scheme is Moderately High Risk</p>	 <p>The risk of the benchmark is Moderately High Risk</p>

Name of the Scheme & Benchmark	This product is suitable for investors who are seeking*	Risk-o-meter of Scheme	Risk-o-meter of Tier I Benchmark
<p>Quantum Equity Fund of Funds</p> <p>(An Open Ended Fund of Funds scheme Investing in Open Ended Diversified Equity Schemes of Mutual Funds)</p> <p>Tier I Benchmark: BSE 200 TRI</p>	<ul style="list-style-type: none"> Long term capital appreciation Investments in portfolio of open-ended diversified equity schemes of mutual funds registered with SEBI whose underlying investments are in equity and equity related securities of diversified companies 	 <p>The risk of the scheme is Very High Risk</p>	 <p>The risk of the benchmark is Very High Risk</p>

Name of the Scheme & Benchmark	This product is suitable for investors who are seeking*	Risk-o-meter of Scheme	Risk-o-meter of Tier I Benchmark
<p>Quantum Gold Savings Fund</p> <p>(An Open Ended Fund of Fund Scheme Investing in Quantum Gold Fund)</p> <p>Tier I Benchmark: Domestic Price of Physical Gold</p>	<ul style="list-style-type: none"> Long term returns Investments in units of Quantum Gold Fund – Exchange Traded Fund whose underlying investments are in physical gold 	 <p>The risk of the scheme is High Risk</p>	 <p>The risk of the benchmark is High Risk</p>

*Investors should consult their financial advisers if in doubt about whether the product is suitable for them. Investors may please note that they will be bearing the recurring expenses of this Scheme in addition to the expenses of the underlying Schemes.

Name of the Scheme & Benchmark	This product is suitable for investors who are seeking*	Risk-o-meter of Scheme	Risk-o-meter of Tier I Benchmark
<p>Quantum Gold Fund</p> <p>(An Open Ended Scheme Replicating / Tracking Gold)</p> <p>Tier I Benchmark: Domestic Price of physical gold</p>	<ul style="list-style-type: none"> Long term returns Investments in physical gold 	 <p>The risk of the scheme is High Risk</p>	 <p>The risk of the benchmark is High Risk</p>

Name of the Scheme & Benchmark	This product is suitable for investors who are seeking*	Risk-o-meter of Scheme	Risk-o-meter of Tier I Benchmark
<p>Quantum Small Cap Fund</p> <p>(An Open Ended-Equity Scheme Predominantly Investing in Small Cap Stocks)</p> <p>Tier I Benchmark: BSE 250 SmallCap TRI</p>	<ul style="list-style-type: none"> Long term capital appreciation Investment in Small Cap Stock 	 <p>The risk of the scheme is Very High Risk</p>	 <p>The risk of the benchmark is Very High Risk</p>

*Investors should consult their financial advisers if in doubt about whether the product is suitable for them.