

**QUANTUM MULTI ASSET FUND OF FUNDS**

Mr. Chirag Mehta is managing the scheme since July 11, 2012.

Period	February 28, 2023 to February 29, 2024 (1 year)		February 26, 2021 to February 29, 2024 (3 years)		February 28, 2019 to February 29, 2024 (5 years)	
	Scheme Return (%)	Tier I - Benchmark# Returns (%)	Scheme Return (%)	Tier I - Benchmark# Returns (%)	Scheme Return (%)	Tier I - Benchmark# Returns (%)
Quantum Multi Asset Fund of Funds - Direct Plan - Growth Option	16.72%	16.46%	9.74%	10.78%	10.01%	12.00%
Quantum Multi Asset Fund of Funds - Regular Plan - Growth Option	16.28%	16.46%	9.33%	10.78%	9.65%	12.00%

Data as on February 29, 2024.

**Past performance may or may not be sustained in the future. Load is not taken into consideration in Scheme Return Calculation.**

\*CRISIL Dynamic Bond A-III Index (20%) + CRISIL Liquid Debt A-I Index (25%) + Nifty 50 TRI (40%) + Domestic price of Gold (15%). w.e.f. April 3, 2023, benchmark of the scheme has been changed.

It is a customized index and it is rebalanced daily.

Returns are net of total expenses and are calculated on the basis of Compounded Annualized Growth Rate (CAGR).

Different Plans shall have different expense structure.

Mr. Chirag Mehta manages 5 schemes of the Quantum Mutual Fund.

**QUANTUM ESG BEST IN CLASS STRATEGY FUND**

Mr. Chirag Mehta Co-managing the scheme along with Ms. Sneha Joshi since July 12, 2019.

Period	February 28, 2023 to February 29, 2024 (1 year)		February 26, 2021 to February 29, 2024 (3 years)		February 28, 2019 to February 29, 2024 (5 years)	
	Scheme Return (%)	Tier I - Benchmark# Returns (%)	Scheme Return (%)	Tier I - Benchmark# Returns (%)	Scheme Return (%)	Tier I - Benchmark# Returns (%)
Quantum ESG Best In Class Strategy Fund - Direct Plan - Growth Option	32.07%	36.14%	15.55%	16.09%	NA	NA
Quantum ESG Best In Class Strategy Fund - Regular Plan - Growth Option	30.73%	36.14%	14.58%	16.09%	NA	NA

Data as on February 29, 2024.

**Past performance may or may not be sustained in the future.**

Different Plans shall have a different expense structure.

Returns are net of total expenses and are calculated on the basis of Compounded Annualized Growth Rate (CAGR).

Mr. Chirag Mehta manages 5 Schemes and Ms. Sneha Joshi manages 1 scheme of the Quantum Mutual Fund.

\*NIFTY100 ESG TRI

**Note: Name of Quantum India ESG Equity Fund has been changed to Quantum ESG Best In Class Strategy Fund effective from 1st February, 2024.****QUANTUM EQUITY FUND OF FUNDS**

Mr. Chirag Mehta is managing the scheme since November 01, 2013.

Period	February 28, 2023 to February 29, 2024 (1 year)		February 26, 2021 to February 29, 2024 (3 years)		February 28, 2019 to February 29, 2024 (5 years)	
	Scheme Return (%)	Tier I - Benchmark# Returns (%)	Scheme Return (%)	Tier I - Benchmark# Returns (%)	Scheme Return (%)	Tier I - Benchmark# Returns (%)
Quantum Equity Fund of Funds - Direct Plan - Growth Option	33.47%	37.17%	16.42%	18.51%	16.15%	18.40%
Quantum Equity Fund of Funds - Regular Plan - Growth Option	33.15%	37.17%	16.14%	18.51%	15.87%	18.40%

Data as on February 29, 2024.

**Past performance may or may not be sustained in the future. Load is not taken into consideration in Scheme Return Calculation.**

\*S&amp;P BSE 200 TRI

Returns are net of total expenses and are calculated on the basis of Compounded Annualized Growth Rate (CAGR).

Different Plans shall have different expense structure.

Mr. Chirag Mehta manages 5 schemes of the Quantum Mutual Fund.

# QUANTUM GOLD SAVINGS FUND

Mr. Chirag Mehta is managing the scheme since May 19, 2011.

Period	February 28, 2023 to February 29, 2024 (1 year)		February 26, 2021 to February 29, 2024 (3 years)		February 28, 2019 to February 29, 2024 (5 years)	
	Scheme Return (%)	Tier I - Benchmark# Returns (%)	Scheme Return (%)	Tier I - Benchmark# Returns (%)	Scheme Return (%)	Tier I - Benchmark# Returns (%)
Quantum Gold Savings Fund - Direct Plan - Growth Option	11.18%	11.91%	9.36%	10.60%	12.19%	13.18%
Quantum Gold Savings Fund - Regular Plan - Growth Option	11.02%	11.91%	9.19%	10.60%	12.05%	13.18%

Data as on February 29, 2024.

Past performance may or may not be sustained in the future.









#Domestic Price of Gold.

Returns are net of total expenses and are calculated on the basis of Compounded Annualized Growth Rate (CAGR).

Different Plans shall have different expense structure.

Mr. Chirag Mehta manages 5 Schemes of the Quantum Mutual Fund.

## Product Labeling

Name of the Scheme & Tier I Benchmark	This product is suitable for investors who are seeking*	Risk-o-meter of Scheme	Risk-o-meter of Tier I Benchmark
<p>Quantum Multi Asset Fund of Funds</p> <p>(An Open Ended Fund of Funds Scheme Investing in schemes of Quantum Mutual Fund)</p> <p>Tier I Benchmark: CRISIL Dynamic Bond A-III Index (20%) + CRISIL Liquid Debt A-I Index (25%) + Nifty 50 TRI (40%) + Domestic price of Gold (15%)</p>	<ul style="list-style-type: none"> <li>Long term capital appreciation and current income</li> <li>Investments in portfolio of schemes of Quantum Mutual Fund whose underlying investments are in equity, debt / money market instruments and gold</li> </ul>	 <p>Investors understand that their principal will be at Moderately High Risk</p>	
<p>Quantum ESG Best In Class Strategy Fund</p> <p>(An Open-ended equity scheme investing in companies following Environment, Social and Governance (ESG) theme assessed through a Best In Class Strategy)</p> <p>Tier I Benchmark: NIFTY100 ESG TRI</p>	<ul style="list-style-type: none"> <li>Long term capital appreciation</li> <li>Invests in shares of companies that meet Quantum's Environment, Social, Governance (ESG) criteria</li> </ul>	 <p>Investors understand that their principal will be at Very High Risk</p>	
<p>Quantum Equity Fund of Funds</p> <p>(An Open Ended Fund of Funds scheme Investing in Open Ended Diversified Equity Schemes of Mutual Funds)</p> <p>Tier I Benchmark: S&amp;P BSE 200 TRI</p>	<ul style="list-style-type: none"> <li>Long term capital appreciation</li> <li>Investments in portfolio of open-ended diversified equity schemes of mutual funds registered with SEBI whose underlying investments are in equity and equity related securities of diversified companies</li> </ul>	 <p>Investors understand that their principal will be at Very High Risk</p>	
<p>Quantum Gold Savings Fund</p> <p>(An Open Ended Fund of Fund Scheme Investing in Quantum Gold Fund)</p> <p>Tier I Benchmark: Domestic Price of Physical Gold</p>	<ul style="list-style-type: none"> <li>Long term returns</li> <li>Investments in units of Quantum Gold Fund – Exchange Traded Fund whose underlying investments are in physical gold</li> </ul>	 <p>Investors understand that their principal will be at High Risk</p>	

\*Investors should consult their financial advisers if in doubt about whether the product is suitable for them.

The investors of Quantum Equity Fund of Funds, Quantum Gold Savings Fund & Quantum Multi Asset Fund of Funds will bear the Scheme in addition to the expenses of other schemes in which Fund of Funds scheme makes investment (subject to regulatory limits).



**QUANTUM LIQUID FUND**

Mr. Pankaj Pathak is the Fund Manager managing the scheme since March 01, 2017.

Period	February 28, 2023 to February 29, 2024 (1 year)		February 26, 2021 to February 29, 2024 (3 years)		February 28, 2019 to February 29, 2024 (5 years)	
	Scheme Return (%)	Tier I - Benchmark# Returns (%)	Scheme Return (%)	Tier I - Benchmark# Returns (%)	Scheme Return (%)	Tier I - Benchmark# Returns (%)
Quantum Liquid Fund - Direct Plan - Growth Option	7.03%	7.25%	5.14%	5.41%	4.92%	5.27%
Quantum Liquid Fund - Regular Plan - Growth Option	6.92%	7.25%	5.03%	5.41%	4.82%	5.27%

Data as on February 29, 2024.

Past performance may or may not be sustained in the future.

#CRISIL Liquid Debt A-I Index.

Returns are net of total expenses and are calculated on the basis of Compounded Annualized Growth Rate (CAGR)

Different Plans shall have different expense structure.

Mr. Pankaj Pathak manages 2 schemes of the Quantum Mutual Fund.

**QUANTUM DYNAMIC BOND FUND**

Mr. Pankaj Pathak is the Fund Manager managing the scheme since March 01, 2017.

Period	February 28, 2023 to February 29, 2024 (1 year)		February 26, 2021 to February 29, 2024 (3 years)		February 28, 2019 to February 29, 2024 (5 years)	
	Scheme Return (%)	Tier I - Benchmark# Returns (%)	Scheme Return (%)	Tier I - Benchmark# Returns (%)	Scheme Return (%)	Tier I - Benchmark# Returns (%)
Quantum Dynamic Bond Fund - Direct Plan - Growth Option	9.51%	8.44%	6.23%	5.71%	7.49%	7.71%
Quantum Dynamic Bond Fund - Regular Plan - Growth Option	9.16%	8.44%	6.04%	5.71%	7.32%	7.71%

Data as on February 29, 2024.

Past performance may or may not be sustained in the future.


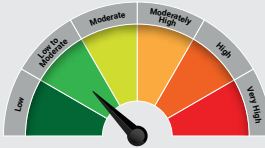
#CRISIL Dynamic Bond A-III Index.

Returns are net of total expenses and are calculated on the basis of Compounded Annualized Growth Rate (CAGR)

Different Plans shall have different expense structure.

Mr. Pankaj Pathak manages 2 schemes of the Quantum Mutual Fund.

## Product Labeling



Name of the Scheme & Tier I Benchmark	This product is suitable for investors who are seeking*	Risk-o-meter of Scheme	Risk-o-meter of Tier I Benchmark
<p>Quantum Liquid Fund</p> <p>(An Open-ended Liquid Scheme. A relatively low interest rate risk and relatively low credit risk.)</p> <p>Tier I Benchmark: CRISIL Liquid Debt A-I Index</p>	<ul style="list-style-type: none"> <li>Income over the short term</li> <li>Investments in debt / money market instruments</li> </ul>	 <p>Investors understand that their principal will be at Low Risk</p>	

\*Investors should consult their financial advisers if in doubt about whether the product is suitable for them.

### PRC Matrix – Quantum Liquid Fund

Credit Risk →	Relatively Low (Class A)	Moderate (Class B)	Relatively High (Class C)
Interest Rate Risk ↓			
Relatively Low (Class I)	<b>A-I</b>		
Moderate (Class II)			
Relatively High (Class III)			

## Product Labeling

Name of the Scheme & Tier I Benchmark	This product is suitable for investors who are seeking*	Risk-o-meter of Scheme	Risk-o-meter of Tier I Benchmark
<p>Quantum Dynamic Bond Fund</p> <p>(An Open-ended Dynamic Debt Scheme Investing Across Duration. A relatively high interest rate risk and relatively low credit risk.)</p> <p>Tier I Benchmark: CRISIL Dynamic Bond A-III Index</p>	<ul style="list-style-type: none"> <li>Regular income over short to medium term and capital appreciation</li> <li>Investment in Debt / Money Market Instruments / Government Securities</li> </ul>	 <p>Investors understand that their principal will be at Moderate Risk</p>	

\*Investors should consult their financial advisers if in doubt about whether the product is suitable for them.

### PRC Matrix – Quantum Dynamic Bond Fund

Credit Risk →	Relatively Low (Class A)	Moderate (Class B)	Relatively High (Class C)
Interest Rate Risk ↓			
Relatively Low (Class I)			
Moderate (Class II)			
Relatively High (Class III)	<b>A-III</b>		