

QUANTUM INDIA ESG EQUITY FUND

(An Open ended equity scheme investing in companies following Environment, Social and Governance (ESG) theme)



Investment Objective : The Investment Objective of the scheme is to achieve long-term capital appreciation by investing in share of companies that meet Quantum's Environment, Social and Governance (ESG) criteria.

Scheme Features



Fund Manager & Associate Fund Manager

Mr. Chirag Mehta

Work experience: 15 years.

Ms. Sneha Joshi

Work experience: 6 years.

Both have been managing the fund since July 12, 2019.



Benchmark Index

Nifty 100 ESG Total Return Index



Minimum Application Amount (Under each Option)

Purchase: ₹500/- and in multiples of ₹1/- thereafter.

Additional Purchase: ₹500/- and in multiples of ₹1/- thereafter.



Category of Scheme

Thematic Scheme



Inception Date (Date of Allotment)

July 12, 2019



Investment Options

Growth



Declaration of Net Asset Value (NAV)

Every Business Day



Redemption Proceeds

Processed through RTGS/NEFT mode on T+3 basis from the date of transaction where the investor's Bank details are available. Processed through cheque on T+3 basis from the date of transaction where the required Bank details of investor are not available.



Entry / Sales Load

Not Applicable



Exit Load

For complete details on Exit Load please refer page no.2



Total Expense Ratio (As on month end)

TER specified are the actual expenses charged (i.e. effective rate) as at the end of the month.

Direct Plan - Total TER = 0.90%

(Base TER 0.84% (Inclusive of 0.34% Management Fees & 0.50% Other Expenses) + 0.06% GST (18% GST on 0.34% Management Fees))

Regular Plan - Total TER = 1.40%

(Base TER 1.34% (Inclusive of 0.34% Management Fees, 0.50% Other Expenses & 0.50% Distributor Commission) + 0.06% GST (18% GST on 0.34% Management Fees))



Taxation[#]

The amount of Long Term Capital Gain in excess of Rs 1,00,000/- in a year will be taxable @ 10%. Tax on Short Term Capital Gains - 15%.

[#]The mentioned Tax Rates shall be increased by applicable surcharge, If any, Health and Education Cess @ 4% where ever as applicable. Equity oriented schemes will also attract Securities Transaction Tax (STT) @ 0.001% at the time of redemption and switch to other schemes.

TRANSACTION CHARGES: No Transaction Charges shall be deducted from the investment amount for applications received in the Regular Plan.

NAV (as on June 30, 2020)	Direct Plan (₹/Unit)	Regular Plan (₹/Unit)
Growth Option	9.7300	9.6800

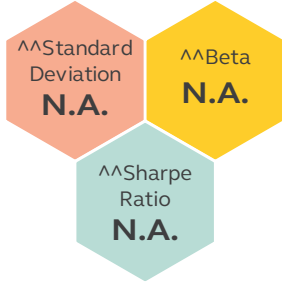
AUM ₹(In Crores)
(as on June 30, 2020)

Average AUM*	Absolute AUM
15.36	15.83

*Cumulative Daily AuM /No of days in the month

June 2020

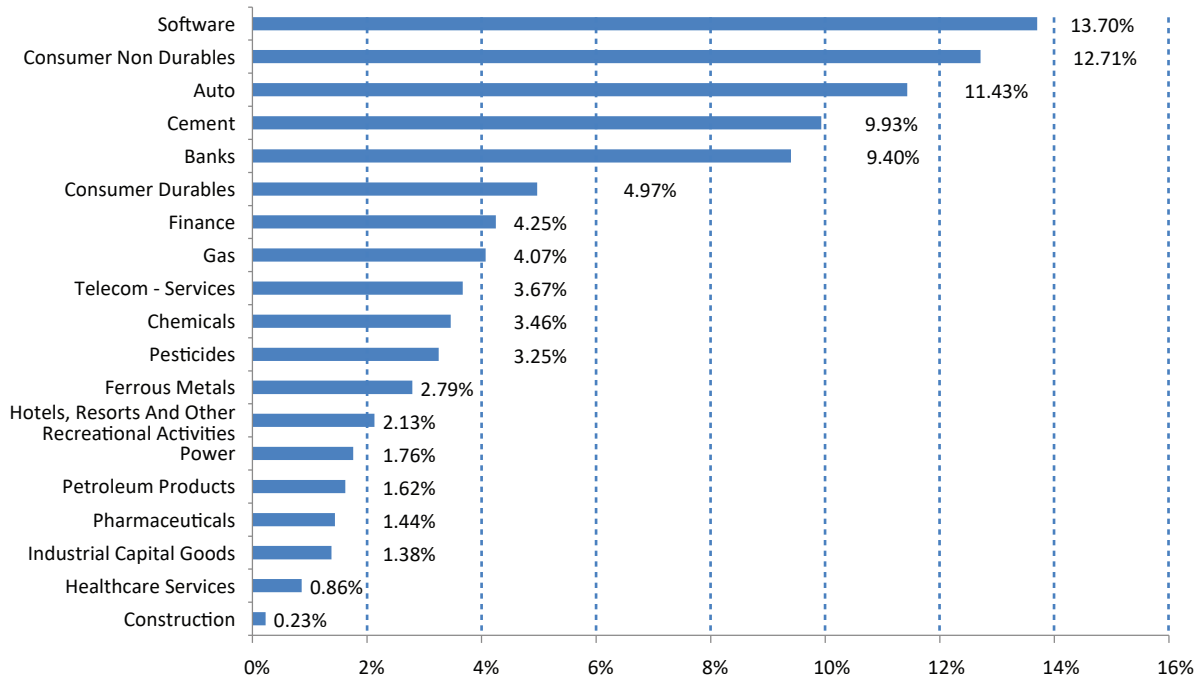
Key Statistics



Brokerages & Commissions Details

Brokerages on Investments for June 2020	₹ 5,261.32
Distributor commissions for June 2020	₹ 6,720.51
Portfolio Turnover Ratio (Last one year):	N.A.

Industry Allocation (% of Net Assets) as on June 30, 2020



Exit Load:

Provisions	% of Exit Load
10% of units If redeemed or switched out on or before 365 days from the date of allotment	NIL
Remaining 90% of units if redeemed or switched out on or before 365 days from the date of allotment	1
If redeemed or switched out on or after 365 days from the date of allotment	NIL

Note: Redemptions / Switch outs of units will be done on First In First Out (FIFO) basis. The above mentioned load structure shall be equally applicable to the special facilities such as Systematic Withdrawal Plan (SWP) / Systematic Transfer Plan (STP) and Switches etc. However, no load shall be charged for switching between option / plan within the Scheme.

Performance of the Scheme

Quantum India ESG Equity Fund has launched on July 12, 2019 and not completed one year from its inception. As per SEBI Circular dated August 22, 2011, if the scheme is in existence of less than one year then past performance shall not be provided. Accordingly, the performance will be disclosed on completion of one year from its inception. Refer to the section "GIPS Compliance" on Page 3 for GIPS related disclosure.

Portfolio as on June 30, 2020

QUANTUM INDIA ESG EQUITY FUND

Name of Instrument	Industry	Quantity	Market Value In Lakhs	% to Net Assets
EQUITY & EQUITY RELATED				
A) Listed /Awaiting listing on Stock Exchanges				
1. Tata Consultancy Services Limited	Software	3,670	76.41	4.83%
2. Housing Development Finance Corporation Limited	Finance	3,836	67.31	4.25%
3. HDFC Bank Limited	Banks	5,930	63.20	3.99%
4. Shree Cement Limited	Cement	273	62.93	3.97%
5. Marico Limited	Consumer Non Durables	16,273	57.26	3.62%
6. Ambuja Cements Limited	Cement	27,829	53.88	3.40%
7. Infosys Limited	Software	7,109	52.32	3.30%
8. Rallis India Limited	Pesticides	18,895	51.45	3.25%
9. TVS Motor Company Limited	Auto	13,248	50.12	3.17%
10. Kotak Mahindra Bank Limited	Banks	3,445	46.87	2.96%
11. Tata Chemicals Limited	Chemicals	14,462	44.84	2.83%
12. Tata Steel Limited	Ferrous Metals	13,522	44.18	2.79%
13. Wipro Limited	Software	19,994	43.92	2.77%
14. Tata Communications Limited	Telecom - Services	7,065	43.22	2.73%
15. ACC Limited	Cement	3,037	40.46	2.56%
16. Maruti Suzuki India Limited	Auto	673	39.29	2.48%
17. Hindustan Unilever Limited	Consumer Non Durables	1,777	38.74	2.45%
18. Havells India Limited	Consumer Durables	6,399	37.08	2.34%
19. Mahanagar Gas Limited	Gas	3,198	33.65	2.13%
20. The Indian Hotels Company Limited	Hotels, Resorts And Other Recreational Activities	42,108	33.64	2.13%
21. Tata Motors Limited	Auto	33,689	33.10	2.09%
22. Tata Consumer Products Limited	Consumer Non Durables	8,537	33.08	2.09%
23. Hero MotoCorp Limited	Auto	1,214	30.92	1.95%
24. Gujarat Gas Limited	Gas	9,633	30.66	1.94%
25. Tech Mahindra Limited	Software	5,410	29.40	1.86%
26. Nestle India Limited	Consumer Non Durables	165	28.34	1.79%
27. Power Grid Corporation of India Limited	Power	15,918	27.83	1.76%
28. Mahindra & Mahindra Limited	Auto	5,388	27.52	1.74%
29. Syngene International Limited	Pharmaceuticals	5,682	22.78	1.44%
30. Colgate Palmolive (India) Limited	Consumer Non Durables	1,616	22.73	1.44%
31. Axis Bank Limited	Banks	5,455	22.18	1.40%
32. Thermax Limited	Industrial Capital Goods	2,903	21.92	1.38%
33. Dabur India Limited	Consumer Non Durables	4,496	20.95	1.32%
34. IndusInd Bank Limited	Banks	3,504	16.64	1.05%
35. Bharat Petroleum Corporation Limited	Petroleum Products	4,404	16.47	1.04%
36. Crompton Greaves Consumer Electricals Limited	Consumer Durables	6,757	16.13	1.02%
37. Bharti Airtel Limited	Telecom - Services	2,672	14.96	0.94%
38. HCL Technologies Limited	Software	2,669	14.86	0.94%
39. Dr. Lal Path Labs Limited	Healthcare Services	871	13.63	0.86%
40. Titan Company Limited	Consumer Durables	1,390	13.20	0.83%
41. Voltas Limited	Consumer Durables	2,258	12.34	0.78%
42. Vinati Organics Limited	Chemicals	1,027	9.90	0.63%
43. Indian Oil Corporation Limited	Petroleum Products	10,760	9.18	0.58%
44. Hemisphere Properties India Limited**	Construction	3,103	3.69	0.23%
Total of all Equity			1,473.18	93.05%
MONEY MARKET INSTRUMENTS				
A) TREPS*				
Net Receivable/(payable)			104.09	6.57%
			5.93	0.38%
Grand Total			1,583.20	100.00%

** Awaiting Listing.

* Cash & Cash Equivalents

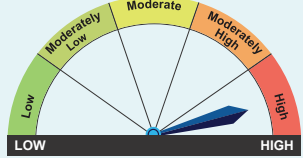
GIPS Compliance

A) Quantum Asset Management Company Pvt. Ltd. claims compliance with the Global Investment Performance Standards (GIPS®). GIPS® is a registered trademark of CFA Institute. CFA Institute does not endorse or promote this organization, nor does it warrant the accuracy or quality of the content contained herein.

B) Indian Rupee (INR) is the currency used to express performance and other statistics.

C) Quantum India ESG Equity Fund is launched on July 12, 2019 and has not completed one year from its inception. As per SEBI Circular dated August 22, 2011, if the scheme is in existence for less than one year, the past performance cannot be provided. Accordingly, the performance will be disclosed on completion of one year from its inception. The SEBI requirements are different from the GIPS requirements wherein the performance of scheme in existence of less than one year should be provided.

Product Labeling

Name of the Scheme	This product is suitable for investors who are seeking*	Riskometer
Quantum India ESG Equity Fund (An Open ended equity scheme investing in companies following Environment, Social and Governance (ESG) theme)	<ul style="list-style-type: none"> • Long term capital appreciation • Invests in shares of companies that meet Quantum's Environment, Social and Governance (ESG) criteria. 	 <p>Investors understand that their principal will be at High Risk</p>

*Investors should consult their financial advisers if in doubt about whether the product is suitable for them.