

# QUANTUM LIQUID FUND

An Open Ended Liquid Scheme

## Investment Objective

To provide optimal returns with low to moderate levels of risk and high liquidity through judicious investments in money market and debt instruments.

## ★ Scheme Features



### Fund Manager

**Mr. Pankaj Pathak**

Work experience: 11.6 years. He has been managing this fund since March 01, 2017



### Category of Scheme

Liquid Fund



### Inception Date (Date of Allotment)

April 07, 2006



### Declaration of Net Asset Value (NAV)

Every Business Day



### Entry / Sales Load

Not Applicable



### Total Expense Ratio (As on month end)

TER specified are the actual expenses charged (i.e. effective rate) as at the end of the month.

#### Direct Plan : Total TER = 0.15%

{Base TER 0.14% (Inclusive of 0.063% Management Fees & 0.077% Other Expenses) + 0.01% GST (18% GST on 0.063% Management Fees)}

#### Regular Plan – Total TER = 0.25%

{Base TER 0.24% (Inclusive of 0.063% Management Fees & 0.077% Other Expenses & 0.10% Distributor Commission) + 0.01% GST (18% GST on 0.063% Management Fees)}



### Benchmark Index

Crisil Liquid Fund Index



### Minimum Application Amount (Under each Option)

Growth Option: ₹ 5,000/- and in multiples of ₹ 1/- thereafter.  
Monthly Income Distribution cum Capital Withdrawal (IDCW) Option: ₹ 10,000/- and in multiples of ₹ 1/- thereafter.  
Daily Income Distribution cum Capital Withdrawal Reinvestment Option: ₹ 1,00,000/- and in multiples of ₹ 1/- thereafter. Additional Investment: ₹ 500/- and in multiples of ₹ 1/- thereafter /50 units (For all options)

# QUANTUM LIQUID FUND

An Open Ended Liquid Scheme

## ★ Scheme Features



### Investment Options

Growth, Daily Reinvestment of Income Distribution Cum Capital Withdrawal (IDCW) Option & Monthly Income Distribution cum Capital Withdrawal (IDCW) Option – Two facilities (a) Payout of Income Distribution Cum Capital Withdrawal (IDCW) Facility; and (b) Reinvestment of Income Distribution Cum Capital Withdrawal (IDCW) Facility



### Redemption Proceeds

Processed through RTGS/NEFT mode on T+1 basis from the date of transaction where the investor's Bank details are available.  
Processed through cheque on T+1 basis from the date of transaction where the required Bank details of investor are not available



### Exit Load

For complete details on Exit Load please refer page no. 5

### Weighted Average Maturity as on April 30, 2021

Weighted Average Maturity	Days
At the end of the month	56
Average during the month	36
Modified Duration	55
Macaulay's Duration	55

### Brokerages & Commissions Details

Brokerages on Investments for April 2021	NIL
Distributor commissions paid during April 2021	₹35,578.53
Portfolio yield	3.27%

NAV (as on April 30, 2021)	Direct Plan (₹/Unit)	Regular Plan (₹/Unit)
Daily IDCW Option	10.0060	10.0010
Monthly IDCW Option	10.0113	10.0083
Growth Option	27.8557	27.7768

AUM ₹(In Crores) (as on April 30, 2021)	
Average AUM* 564.63	Absolute AUM 575.31

\*Cumulative Daily AUM / No of days in the month

The mentioned Tax Rates shall be increased by applicable surcharge, If any, Health and Education Cess @ 4% where ever as applicable. Equity oriented schemes will also attract Securities Transaction Tax (STT) @ 0.001% at the time of redemption and switch to other schemes.

Stamp Duty applicable on Investors subscription unit transactions including Switch in as per the rate mentioned in the Amendments to Indian Stamp Act, 1899

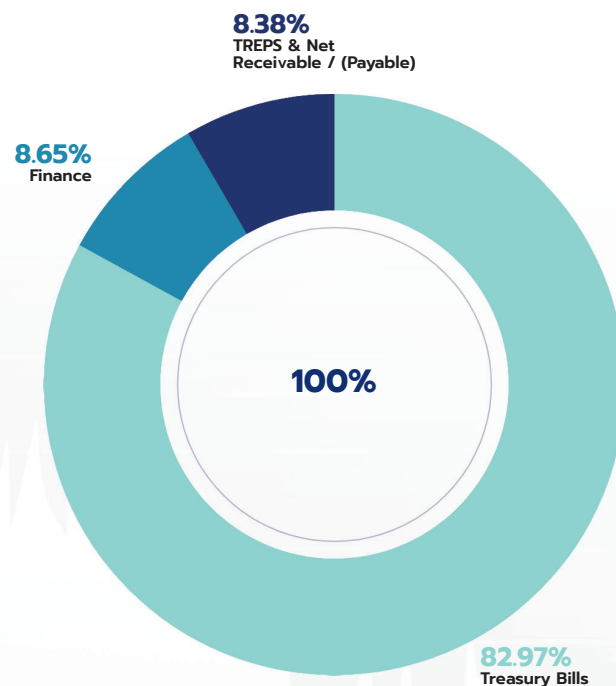
**TRANSACTION CHARGES:** No Transaction Charges shall be deducted from the investment amount for applications received in the Regular Plan.

Income Distribution History - Monthly IDCW		Gross IDCW per unit (Rs.)
Record Date	Direct Plan	Regular Plan
	Individual/Non Individual	Individual/Non Individual
25-Feb-21	0.02692252	0.02615683
25-Mar-21	0.02389177	0.02305539
26-Apr-21	0.02746731	0.02659072

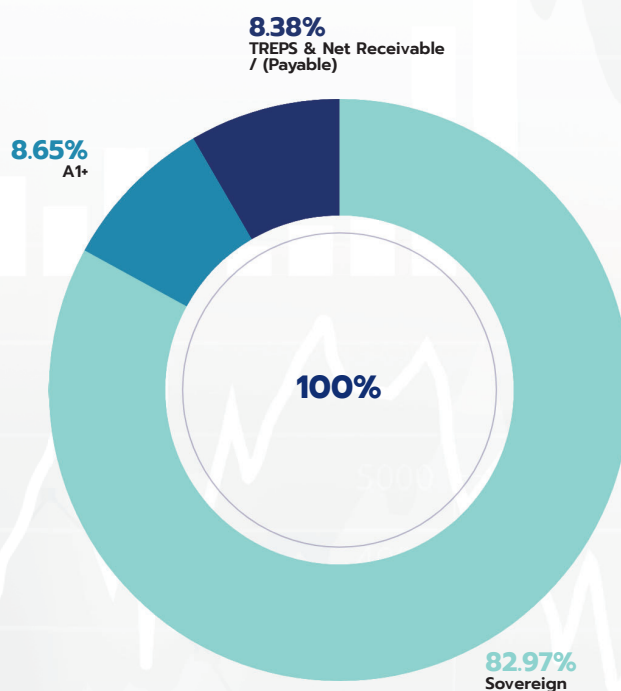
\*Investors are paid IDCW post deduction of TDS on Gross IDCW as applicable as per Finance Act 2020

## Asset Allocation & Rating Profile (% of Net Assets) as on April 30, 2021

Treasury Bills	82.97%
Finance	8.65%
TREPS & Net Receivable / (Payable)	8.38%
<b>Total</b>	<b>100.00%</b>



Sovereign	82.97%
A1+	8.65%
TREPS & Net Receivable / (Payable)	8.38%
<b>Total</b>	<b>100.00%</b>



The Scheme is managed by **Mr. Pankaj Pathak**.

**Mr. Pankaj Pathak** is the Fund Manager managing the scheme since **March 01, 2017**.

For other Schemes Managed by Mr. Pankaj Pathak please see page no. 6

## Performance of the Scheme

### Direct Plan

#### Quantum Liquid Fund - Direct Plan - Growth Option

				Current Value ₹10,000 Invested at the beginning of a given period		
		Benchmark	Additional Benchmark		Benchmark	Additional Benchmark
Period	Scheme Returns (%)	Crisil Liquid Fund Index Returns (%)	Crisil 1 year T-bill Index Returns (%)	Scheme (₹)	Crisil Liquid Fund Index (Rs.)	Crisil 1 year T-bill Index (Rs.)
Since Inception (07th Apr 2006)	7.03%	7.14%	6.32%	27,856	28,274	25,197
Apr 29, 2011 to Apr 30, 2021 (10 years)**	7.07%	7.48%	6.97%	19,812	20,580	19,624
Apr 30, 2014 to Apr 30, 2021 (7 years)**	6.26%	6.94%	6.96%	15,299	15,998	16,027
Apr 29, 2016 to Apr 30, 2021 (5 years)**	5.55%	6.34%	6.43%	13,103	13,603	13,660
Apr 30, 2018 to Apr 30, 2021 (3 years)**	5.08%	5.93%	6.46%	11,604	11,889	12,069
Apr 30, 2020 to Apr 30, 2021 (1 year)**	3.12%	3.95%	3.73%	10,312	10,395	10,373
Mar 31, 2021 to Apr 30, 2021 (1 month)*	3.04%	3.61%	4.28%	10,025	10,030	10,035
Apr 15, 2021 to Apr 30, 2021 (15 days)*	3.09%	3.55%	3.23%	10,013	10,015	10,013
Apr 23, 2021 to Apr 30, 2021 (7 days)*	2.98%	3.47%	3.31%	10,006	10,007	10,006

Past performance may or may not be sustained in the future.

Different Plans shall have a different expense structure.

Refer to the section "GIPS Compliance" on Page no. 6 for GIPS related disclosure.

\*Simple Annualized.

\*\*Returns for 1 year and above period are calculated on the basis of Compounded Annualized Growth Rate (CAGR).

Returns are net of total expenses.

600

## Performance of the Scheme

### Regular Plan

#### Quantum Liquid Fund - Regular Plan - Growth Option

				Current Value ₹10,000 Invested at the beginning of a given period		
		Benchmark	Additional Benchmark		Benchmark	Additional Benchmark
Period	Scheme Returns (%)	Crisil Liquid Fund Index Returns (%)	Crisil 1 year T-bill Index Returns (%)	Scheme (₹)	Crisil Liquid Fund Index (Rs.)	Crisil 1 year T-bill Index (Rs.)
Since Inception (01st Apr 2017)	5.27%	6.16%	6.30%	12,335	12,768	12,834
Apr 30, 2018 to Apr 30, 2021 (3 years)**	5.00%	5.93%	6.46%	11,578	11,889	12,069
Apr 30, 2020 to Apr 30, 2021 (1 year)**	3.02%	3.95%	3.73%	10,302	10,395	10,373
Mar 31, 2021 to Apr 30, 2021 (1 month)*	2.94%	3.61%	4.28%	10,024	10,030	10,035
Apr 15, 2021 to Apr 30, 2021 (15 days)*	2.99%	3.55%	3.23%	10,012	10,015	10,013
Apr 23, 2021 to Apr 30, 2021 (7 days)*	2.89%	3.47%	3.31%	10,006	10,007	10,006

Past performance may or may not be sustained in the future.

Different Plans shall have a different expense structure.

Refer to the section "GIPS Compliance" on Page no. 6 for GIPS related disclosure.

\*Simple Annualized.

\*\*Returns for 1 year and above period are calculated on the basis of Compounded Annualized Growth Rate (CAGR).

Returns are net of total expenses.

## Exit Load:

Investor Exit Upon Subscription	% of Exit Load
Day 1	0.0070%
Day 2	0.0065%
Day 3	0.0060%
Day 4	0.0055%
Day 5	0.0050%
Day 6	0.0045%
Day 7 Onwards	NIL

Note: Redemption / Switched Outs will be done on First in First out (FIFO) basis.

The above mentioned Exit Load shall be equally applicable to Systematic Withdrawal Plan (SWP), Systematic Transfer Plan (STP) and Switches including existing installment of existing SIPs/ STPs / SWPs falling due after the effective date.

However, no exit load will be charged for switching between option / plan within the scheme.



## Portfolio as on April 30, 2021 QUANTUM LIQUID FUND

Name of Instrument	Rating	Residual Maturity (in days)	Market Value (₹ in Lakhs)	% to Net Assets	Yield to Maturity
<b>DEBT INSTRUMENTS</b>					
<b>A. Listed /Awaiting listing on Stock Exchanges</b>		NIL	NIL	NIL	
<b>B. Privately Placed/Unlisted</b>		NIL	NIL	NIL	
<b>C. Securitized Debt Instruments</b>		NIL	NIL	NIL	
<b>Total of Debt Instruments</b>			<b>0.00</b>	<b>0.00%</b>	
<b>MONEY MARKET INSTRUMENTS</b>					
<b>A. Treasury Bills (T-Bill)</b>					
1. 91 Days Tbill (MD 22/07/2021)	Sovereign	83	9,926.41	17.25%	3.30%
2. 91 Days Tbill (MD 29/07/2021)	Sovereign	90	9,920.18	17.24%	3.30%
3. 364 Days Tbill (MD 03/06/2021)	Sovereign	34	4,985.47	8.67%	3.23%
4. 91 Days Tbill (MD 15/07/2021)	Sovereign	76	4,966.43	8.63%	3.29%
5. 364 Days Tbill (MD 10/06/2021)	Sovereign	41	3,985.80	6.93%	3.25%
6. 91 Days Tbill (MD 27/05/2021)	Sovereign	27	3,492.04	6.07%	3.20%
7. 364 Days Tbill (MD 27/05/2021)	Sovereign	27	3,492.04	6.07%	3.20%
8. 364 Days Tbill (MD 17/06/2021)	Sovereign	48	2,489.58	4.33%	3.25%
9. 91 Days Tbill (MD 08/07/2021)	Sovereign	69	2,484.77	4.32%	3.29%
10. 91 Days Tbill (MD 03/06/2021)	Sovereign	34	997.09	1.73%	3.23%
11. 182 Days Tbill (MD 17/06/2021)	Sovereign	48	995.83	1.73%	3.25%
<b>Total of T-Bill</b>			<b>47,735.64</b>	<b>82.97%</b>	
<b>B. Commercial Papers (CP)</b>					
1. Export Import Bank of India CP (MD 14/05/2021)	CARE A1+	14	2,497.11	4.34%	3.25%
2. National Bank For Agri & Rural CP (MD 20/07/2021)	ICRA A1+	81	2,481.62	4.31%	3.38%
<b>Total of CPs</b>			<b>4,978.73</b>	<b>8.65%</b>	
<b>C. TREPS*</b>			9,756.32	16.96%	3.26%
<b>Total of Money Market Instruments</b>			<b>62,470.69</b>	<b>108.58%</b>	
<b>Net Receivable/(payable)</b>			<b>-4,939.92</b>	<b>-8.58%</b>	
<b>Grand Total</b>			<b>57,530.77</b>	<b>100.00%</b>	

\* Cash & Cash Equivalents





## GIPS Compliance

- A) Quantum Asset Management Company Pvt. Ltd. claims compliance with the Global Investment Performance Standards (GIPS®). GIPS® is a registered trademark of CFA Institute. CFA Institute does not endorse or promote this organization, nor does it warrant the accuracy or quality of the content contained herein.
- B) Indian Rupee (INR) is the currency used to express performance and other statistics.
- C) As per the SEBI Guidelines, in case of liquid fund, returns for the period of 7 days, 15 days and 1 month are to be provided using simple annualized method of calculating return. The SEBI requirements to provide such returns using simple annualized method of calculating returns are different from the GIPS requirements, which does not allow annualization of returns for periods less than one year



## PERFORMANCE OF THE FUNDS MANAGED BY PANKAJ PATHAK

### QUANTUM DYNAMIC BOND FUND

Mr. Pankaj Pathak is the Fund Manager managing the scheme since March 01, 2017.

Period	Apr 30, 2020 to Apr 30, 2021 (1 year)		Apr 27, 2018 to Apr 30, 2021 (3 years)		Apr 29, 2016 to Apr 30, 2021 (5 years)	
	Scheme Return (%)	Crisil Composite Bond Fund Index Returns# (%)	Scheme Return (%)	Crisil Composite Bond Fund Index Returns# (%)	Scheme Return (%)	Crisil Composite Bond Fund Index Returns# (%)
Quantum Dynamic Bond Fund - Direct Plan - Growth Option	5.24%	7.81%	8.77%	9.74%	8.52%	8.57%
Quantum Dynamic Bond Fund - Regular Plan - Growth Option	5.11%	7.81%	8.64%	9.74%	NA	NA

Past performance may or may not be sustained in the future.

#Benchmark returns.


Returns are net of total expenses and are calculated on the basis of Compounded Annualized Growth Rate (CAGR)

Different Plans shall have different expense structure.

Mr. Pankaj Pathak manages 2 schemes of the Quantum Mutual Fund.



## Product Labeling

Name of the Scheme	This product is suitable for investors who are seeking*	Riskometer
Quantum Liquid Fund (An Open Ended Liquid Scheme)	<ul style="list-style-type: none"> <li>Income over the short term</li> <li>Investments in debt / money market instruments.</li> </ul>	 <p>Investors understand that their principal will be at Low Risk</p>

\*Investors should consult their financial advisers if in doubt about whether the product is suitable for them. The Risk Level of the Scheme in the Riskometer is based on the portfolio of the scheme as on April 30, 2021.

Tax on Capital Gains#	Resident Individuals & HUF	FII's / Overseas Financial Organisations	Partnership Firm	Non Resident Indians	Indian Companies	Foreign Companies
Long Term	20% with Indexation	10% without Indexation	20% with Indexation	10% without Indexation (on transfer of long term capital assets being unlisted securities)	20% with Indexation	10% without Indexation (on transfer of long term capital assets being unlisted securities)
Short Term	Maximum 30%	30%	30%	Maximum 30%	30%	40%

#The mentioned Tax Rates shall be increased by applicable surcharge, If any, Health and Education Cess @ 4% where ever as applicable.

Equity oriented schemes will also attract Securities Transaction Tax (STT) @ 0.001% at the time of redemption and switch to other schemes.

Stamp Duty applicable on Investors subscription unit transactions including Switch in as per the rate mentioned in the Amendments to Indian Stamp Act,1899

**TRANSACTION CHARGES:** No Transaction Charges shall be deducted from the investment amount for applications received in the Regular Plan.