

QUANTUM DYNAMIC BOND FUND

An Open Ended Dynamic Debt Scheme Investing Across Duration



Investment Objective : To generate income and capital appreciation through active management of portfolio consisting of short term, long term debt and money market instruments.

Scheme Features



Fund Manager

Mr. Pankaj Pathak

Work experience: 10 years. He has been managing this fund since March 01, 2017



Benchmark Index

CRISIL Composite Bond Fund Index



Category of Scheme

Dynamic Bond Fund



Inception Date (Date of Allotment)

May 19, 2015



Declaration of Net Asset Value (NAV)

Every Business Day



Minimum Application Amount (Under each Option)

Purchase: ₹500/- and in multiples of ₹1/- thereafter.

Additional Purchase: ₹500/- and in multiples of ₹1/- thereafter/ 50 units



Investment Options

Growth Option, Monthly Dividend Payout Option and Monthly Dividend Reinvestment Option



Entry/ Sales Load

Not Applicable



Redemption Proceeds

Processed through RTGS/NEFT mode on T+1 basis from the date of transaction where the investor's Bank details are available.

Processed through cheque on T+1 basis from the date of transaction where the required Bank details of investor are not available.



Total Expense Ratio (As on month end)

TER specified are the actual expenses charged (i.e. effective rate) as at the end of the month.

Direct Plan - Total TER = 0.56 %

(Base TER 0.48% (Inclusive of 0.46% Management Fees & 0.02% Other Expenses) + 0.08% GST (18% GST on 0.46% Management Fees))

Regular Plan - Total TER = 0.68 %

(Base TER 0.60% (Inclusive of 0.46% Management Fees, 0.02% Other Expenses & 0.12% Distributor Commission) + 0.08% GST (18% GST on 0.46% Management Fees))



Exit Load

Nil

NAV

(as on May 29, 2020)

Direct Plan
(₹/Unit)

Regular Plan
(₹/Unit)

Monthly Dividend Option

10.4875

10.5769

Growth Option

15.7630

15.7087

AUM ₹(In Crores)

(as on May 31, 2020)

Average AUM*

62.10

Absolute AUM

63.49

*Cumulative Daily AuM /No of days in the month

May 2020

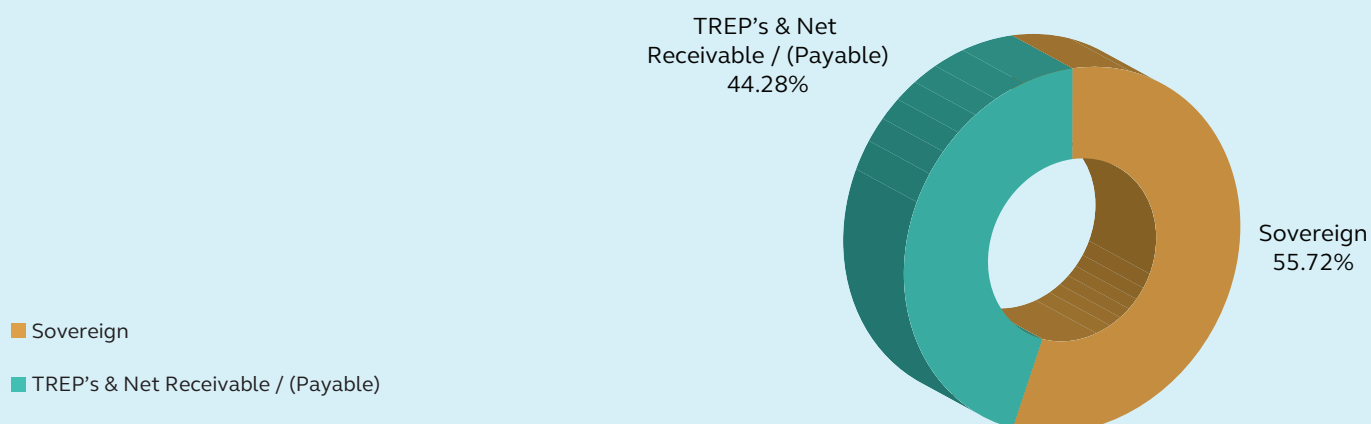
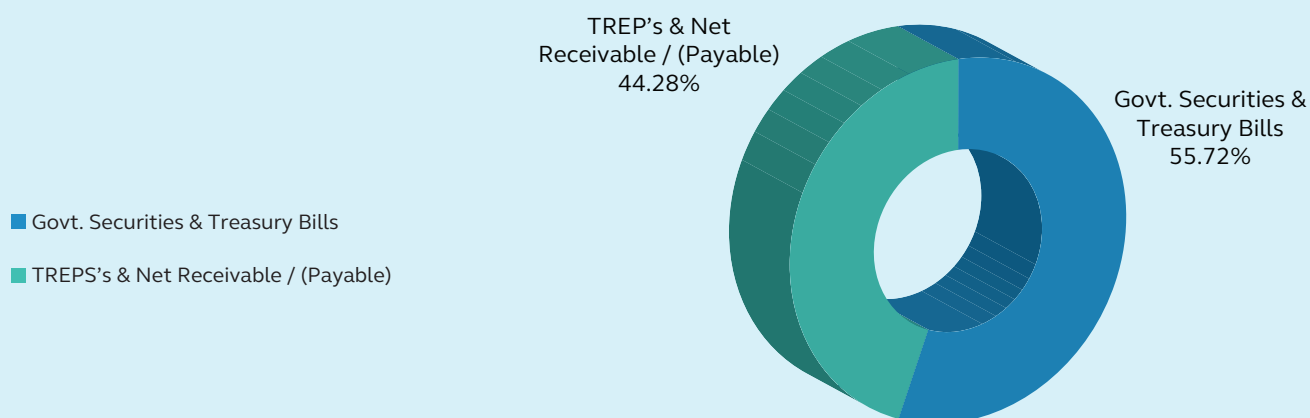
Weighted Average Maturity as on May 31, 2020	(Years)
At the end of the month	1.76
Modified Duration	1.55

Brokerages & Commissions Details	
Brokerages on Investments for May 2020	Nil
Distributor commissions paid during May 2020	1,573.51
Portfolio Yield	4.03%

Dividend History - Monthly Dividend option	Direct Plan			Regular Plan		
Record Date	Gross Dividend per unit (Rs.)*	Net Dividend per unit (Rs.) (Post Dividend Distribution Tax)		Gross Dividend per unit (Rs.)*	Net Dividend per unit (₹) (Post Dividend Distribution Tax)	
	Individual/Non Individual	Individual	Non Individual	Individual/Non Individual	Individual	Non Individual
26-Mar-20		0.05680750	0.05260404		0.05407291	0.05007180
27-Apr-20	0.11166530			0.10903211		
26-May-20	0.11652911			0.11446589		

*Investors are paid dividend post deduction of TDS on Gross Dividend as applicable as per Finance Act 2020

Asset Allocation & Rating Profile (% of Net Assets) as on May 31, 2020



Quantum Dynamic Bond Fund Performance as on May 29, 2020

Mr. Pankaj Pathak is the Fund Manager effective from March 01, 2017.
For other Schemes Managed by Mr. Pankaj Pathak please see **page no.4**

Performance of the scheme

Quantum Dynamic Bond Fund - Direct Plan - Growth Option

Period	Scheme Returns (%)	Benchmark CRISIL Composite Bond Fund Index Returns (%)	Additional Benchmark CRISIL 10 Year Gilt Index Returns (%)	Current Value ₹10,000 Invested at the beginning of a given period		
				Scheme (₹)	Benchmark CRISIL Composite Bond Fund Index (₹)	Additional Benchmark CRISIL 10 Year Gilt Index (₹)
Since Inception (19th May 2015)	9.46	9.18	8.35	15,763	15,562	14,972
May 29, 2015 to May 29, 2020 (5 years)	9.31	9.14	8.29	15,612	15,491	14,901
May 31, 2017 to May 29, 2020 (3 years)	7.96	8.63	7.38	12,580	12,816	12,378
May 31, 2019 to May 29, 2020 (1 year)	11.96	13.07	13.06	11,192	11,303	11,302

Past performance may or may not be sustained in the future.

Different Plans shall have a different expense structure.

Refer to the section "GIPS Compliance" on Page 4 for GIPS related disclosure.

The Scheme has not yet completed 5 years period from inception

Returns are net of total expenses and are calculated on the basis of Compounded Annualized Growth Rate (CAGR).

Performance of the scheme

Quantum Dynamic Bond Fund - Regular Plan - Growth Option

Period	Scheme Returns (%)	Benchmark CRISIL Composite Bond Fund Index Returns (%)	Additional Benchmark CRISIL 10 Year Gilt Index Returns (%)	Current Value ₹10,000 Invested at the beginning of a given period		
				Scheme (₹)	Benchmark CRISIL Composite Bond Fund Index (₹)	Additional Benchmark CRISIL 10 Year Gilt Index (₹)
Since Inception (01st Apr 2017)	8.14	8.62	7.11	12,810	12,990	12,428
May 31, 2017 to May 29, 2020 (3 years)	7.84	8.63	7.38	12,538	12,816	12,378
May 31, 2019 to May 29, 2020 (1 year)	11.81	13.07	13.06	11,178	11,303	11,302

Past performance may or may not be sustained in the future.

Different Plans shall have a different expense structure.

Refer to the section "GIPS Compliance" on Page 4 for GIPS related disclosure.

Returns are net of total expenses and are calculated on the basis of Compounded Annualized Growth Rate (CAGR).

Regular plan launched on 1 April 2017 but not yet completed 5 years period since its launch.

Portfolio as on May 31, 2020

QUANTUM DYNAMIC BOND FUND

Name of Instrument	Rating	Market Value In Lakhs	% to Net Assets
DEBT INSTRUMENTS			
A) Listed /Awaiting listing on Stock Exchanges			
1. 7.37% GOI (MD 16/04/2023)	Sovereign	2,416.85	38.07%
2. 7.32% GOI (MD 28/01/2024)	Sovereign	1,077.47	16.97%
3. 7.27% GOI (MD 08/04/2026)	Sovereign	43.27	0.68%
B) Privately Placed/Unlisted		NIL	NIL
C) Securitized Debt Instruments		NIL	NIL
Total of Debt Instruments		3,537.59	55.72%
MONEY MARKET INSTRUMENTS			
A) TREPS*		2,747.53	43.27%
Net Receivable/(payable)		63.95	1.01%
Grand Total		6,349.07	100.00%

*Cash & Cash Equivalents

GIPS Compliance

A) Quantum Asset Management Company Pvt. Ltd. claims compliance with the Global Investment Performance Standards (GIPS®). GIPS® is a registered trademark of CFA Institute. CFA Institute does not endorse or promote this organization, nor does it warrant the accuracy or quality of the content contained herein.

B) Indian Rupee (INR) is the currency used to express performance and other statistics.

PERFORMANCE OF THE FUNDS MANAGED BY PANKAJ PATHAK

QUANTUM LIQUID FUND

Managing since March 01, 2017

Period	May 31, 2019 to May 31, 2020 (1 year)		May 31, 2017 to May 31, 2020 (3 years)		May 31, 2015 to May 31, 2020 (5 years)	
	Scheme Return (%)	Crisil Liquid Fund Index Returns# (%)	Scheme Return (%)	Crisil Liquid Fund Index Returns# (%)	Scheme Return (%)	Crisil Liquid Fund Index Returns# (%)
Quantum Liquid Fund - Direct Plan - Growth Option	5.11	6.01	6.01	6.87	6.35	7.09
Quantum Liquid Fund - Regular Plan - Growth Option	5.03	6.01	5.95	6.87	NA	NA

Past performance may or may not be sustained in the future.

#Benchmark returns.

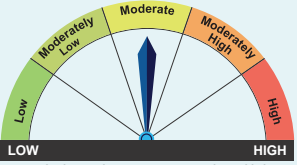
Returns are net of total expenses and are calculated on the basis of Compounded Annualized Growth Rate (CAGR)

Different Plans shall have different expense structure.

Mr. Pankaj Pathak manages 2 schemes of the Quantum Mutual Fund.

Regular plan launched on 1st April 2017 but not yet completed 5 years period since its launch.

Product Labeling

Name of the Scheme	This product is suitable for investors who are seeking*	Riskometer
Quantum Dynamic Bond Fund (An Open Ended Dynamic Debt Scheme Investing Across Duration)	<ul style="list-style-type: none"> Regular income over short to medium term and capital appreciation Investment in Debt / Money Market Instruments / Government Securities. 	 <p>Investors understand that their principal will be at Moderate Risk</p>

*Investors should consult their financial advisers if in doubt about whether the product is suitable for them.

Tax on Capital Gains#	Resident Individuals & HUF	FII's / Overseas Financial Organisations	Partnership Firm	Non Resident Indians	Indian Companies	Foreign Companies
Long Term	20% with Indexation	10% without Indexation	20% with Indexation	10% without Indexation (on transfer of long term capital assets being unlisted securities)	20% with Indexation	10% without Indexation (on transfer of long term capital assets being unlisted securities)
Short Term	Maximum 30%	30%	30%	Maximum 30%	30%	40%

#The mentioned Tax Rates shall be increased by applicable surcharge, If any, Health and Education Cess @ 4% where ever as applicable. Equity oriented schemes will also attract Securities Transaction Tax (STT) @ 0.001% at the time of redemption and switch to other schemes.

TRANSACTION CHARGES: No Transaction Charges shall be deducted from the investment amount for applications received in the Regular Plan.