

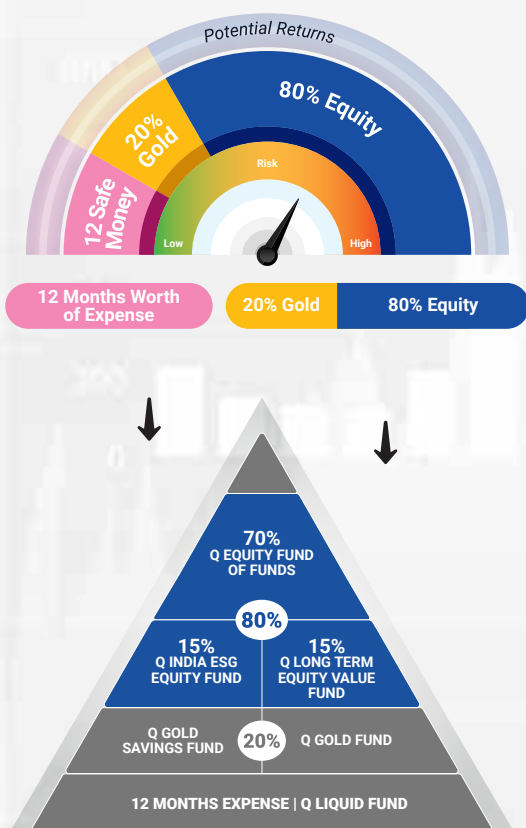
# QUANTUM INDIA ESG EQUITY FUND

An Open ended equity scheme investing in companies following Environment, Social and Governance (ESG) theme

## Investment Objective

To achieve long-term capital appreciation by investing in share of companies that meet Quantum's Environment, Social and Governance (ESG) criteria.

## Invest in an ESG fund which is true to label



\*Please note the above is a suggested fund allocation and not to be considered as an investment advice or recommendation.

## ★ Scheme Features

### Fund Manager

**Mr. Chirag Mehta**  
Work experience: 19 years.

**Ms. Sneha Joshi**  
Work experience: 9 years.  
Both have been managing the fund since July 12, 2019.

### Category of Scheme

Thematic Scheme

### Inception Date (Date of Allotment)

July 12, 2019

### Declaration of Net Asset Value (NAV)

Every Business Day

### Entry / Sales Load

Not Applicable

### Total Expense Ratio (As on month end)

TER specified are the actual expenses charged (i.e. effective rate) as at the end of the month

#### Direct Plan - Total TER = 0.93%

{Base TER 0.83% (Inclusive of 0.54% Management Fees & 0.29% Other Expenses) + 0.10% GST (18% GST on 0.54% Management Fees)}

#### Regular Plan - Total TER = 1.68%

{Base TER 1.58% (Inclusive of 0.54% Management Fees & 0.29% Other Expenses & 0.75% Distributor Commission) + 0.10% GST (18% GST on 0.54% Management Fees)}

### Benchmark Index

Tier 1 Benchmark - Nifty 100 ESG Total Return Index

### Minimum Application Amount (Under each Option)

Purchase: ₹500/- and in multiples of ₹1/- thereafter.  
Additional Purchase: ₹500/- and in multiples of ₹1/- thereafter.

### Investment Options

Growth

# QUANTUM INDIA ESG EQUITY FUND


An Open ended equity scheme investing in companies following Environment, Social and Governance (ESG) theme

## Key Statistics

^^Standard Deviation NA

^^Beta NA

^^Sharpe Ratio NA



## Brokerages & Commissions Details

Brokerages on Investments for December 2021 ₹12,573.04

Distributor commissions for December 2021 ₹72,665.81

Portfolio Turnover Ratio (Last one year): 8.47%

## ★ Scheme Features



### Redemption Proceeds

Processed through RTGS/NEFT mode on T+3 basis from the date of transaction where the investor's Bank details are available.

Processed through cheque on T+3 basis from the date of transaction where the required Bank details of investor are not available.



### Exit Load

For complete details on Exit Load please refer page no. 4



### Taxation<sup>#</sup>

The amount of Long Term Capital Gain in excess of Rs 1,00,000/- in a year will be taxable @ 10%. Tax on Short Term Capital Gains - 15%.

NAV (as on December 31, 2021)	Direct Plan (₹/Unit)	Regular Plan (₹/Unit)
Growth Option	17.50	17.22

### AUM ₹(In Crores)

(as on December 31, 2021)

Average AUM*	Absolute AUM
55.68	57.35

\*Cumulative Daily AUM / No of days in the month

<sup>#</sup>The mentioned Tax Rates shall be increased by applicable surcharge, If any, Health and Education Cess @ 4% where ever as applicable. Equity oriented schemes will also attract

Securities Transaction Tax (STT) @ 0.001% at the time of redemption and switch to other schemes.

Stamp Duty applicable on Investors subscription unit transactions including Switch in as per the rate mentioned in the Amendments to Indian Stamp Act,1899

**TRANSACTION CHARGES:** No Transaction Charges shall be deducted from the investment amount for applications received in the Regular Plan.

The Scheme is managed by **Mr. Chirag Mehta and Ms. Sneha Joshi**

**Mr. Chirag Mehta** is the Fund Manager and **Ms. Sneha Joshi** is the Associate Fund Manager managing the scheme since **July 12, 2019**.

For other Schemes Managed by Mr. Chirag Mehta please see page no. 6 & 7

 Performance of the Scheme

Direct Plan

Quantum India ESG Equity Fund - Direct Plan

Period	Scheme Returns (%)	Tier 1 - Benchmark <sup>#</sup> Returns (%)	Additional Benchmark Returns (%) <sup>##</sup>	Current Value ₹10,000 Invested at the beginning of a given period		
				Scheme Returns (₹)	Tier 1 - Benchmark <sup>#</sup> Returns (₹)	Additional Benchmark Returns (₹) <sup>##</sup>
Since Inception (12th Jul 2019)	25.35%	24.70%	19.20%	17,500	17,275	15,449
Dec 31, 2020 to Dec 31, 2021 (1 year)	31.48%	32.26%	23.23%	13,148	13,226	12,323

<sup>#</sup>NIFTY100 ESG TRI, <sup>##</sup>S&P BSE Sensex TRI.

**Past performance may or may not be sustained in the future.** Load is not taken into consideration in Scheme returns calculation.

Different Plans shall have a different expense structure.

Refer to the section "GIPS Compliance" on Page no. 6 for GIPS related disclosure.

Returns are net of total expenses and are calculated on the basis of Compounded Annualized Growth Rate (CAGR)

 Performance of the Scheme

Regular Plan

Quantum India ESG Equity Fund - Regular Plan

Period	Scheme Returns (%)	Tier 1 - Benchmark <sup>#</sup> Returns (%)	Additional Benchmark Returns (%) <sup>##</sup>	Current Value ₹10,000 Invested at the beginning of a given period		
				Scheme Returns (₹)	Tier 1 - Benchmark <sup>#</sup> Returns (₹)	Additional Benchmark Returns (₹) <sup>##</sup>
Since Inception (12th Jul 2019)	24.54%	24.70%	19.20%	17,220	17,275	15,449
Dec 31, 2020 to Dec 31, 2021 (1 year)	30.55%	32.26%	23.23%	13,055	13,226	12,323

<sup>#</sup>NIFTY100 ESG TRI, <sup>##</sup>S&P BSE Sensex TRI.

**Past performance may or may not be sustained in the future.** Load is not taken into consideration in Scheme returns calculation.

Different Plans shall have a different expense structure.

Refer to the section "GIPS Compliance" on Page no. 6 for GIPS related disclosure.

Returns are net of total expenses and are calculated on the basis of Compounded Annualized Growth Rate (CAGR)

## SIP Performance as on December 31, 2021

	Total Amount Invested (₹'000)	Mkt Value as on Dec 31, 21 (₹'000)	Tier 1 - Benchmark# Returns (₹'000)	Additional Benchmark Returns (₹'000)##	Returns (XIRR*) (%)	Tier 1 - Benchmark# Returns (%)	Additional Benchmark Returns (%)##
SIP Since Inception	290.00	426.18	429.63	399.78	34.20%	34.98%	28.07%
1 Year SIP	120.00	134.23	136.20	131.96	23.20%	26.52%	19.39%

#NIFTY100 ESG TRI, ##S&P BSE Sensex TRI.

**Past performance may or may not be sustained in the future.** The above SIP performance is for Quantum India ESG Equity Fund - Direct plan - Growth option. Load is not taken into consideration using applicable NAV on the SIP day (5th of every month). Return on SIP and Benchmark are annualized and compounded investment return for cash flows resulting out of uniform and regular monthly subscriptions as on 5th day of every month (in case 5th is a non-Business Day, then the next Business Day) and have been worked out using the Excel spreadsheet function known as XIRR. XIRR calculates the internal rate of return for series of cash flow. Assuming ₹10,000 invested every month on 5th day of every month (in case 5th is a non-Business Day, then the next Business Day), and since inception returns from SIP are annualized and compounded investment return computed on the assumption that SIP installments were received across the time periods from the start date of SIP.

Returns are net of total expenses

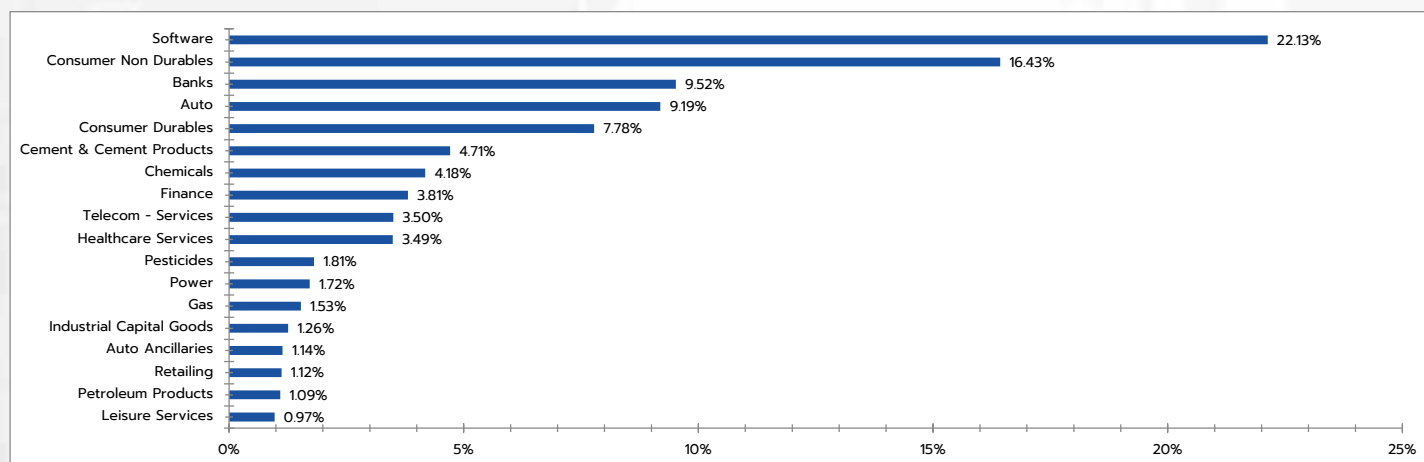
\*XIRR - XIRR calculates the internal rate of return to measure and compare the profitability of series of investments.

## Exit Load:

Provisions	% of Exit Load
10% of units If redeemed or switched out on or before 365 days from the date of allotment	NIL
Remaining 90% of units if redeemed or switched out on or before 365 days from the date of allotment	1%
If redeemed or switched out on or after 365 days from the date of allotment	NIL

**Note: Redemptions / Switch outs of units will be done on First In First Out (FIFO) basis. The above mentioned load structure shall be equally applicable to the special facilities such as Systematic Withdrawal Plan (SWP) / Systematic Transfer Plan (STP) and Switches etc. However, no load shall be charged for switching between option / plan within the Scheme.**

## Industry Allocation (% of Net Assets) as on December 31, 2021





Portfolio as on December 31, 2021  
**QUANTUM INDIA ESG EQUITY FUND**

Name of Instrument	Industry	Quantity	Market / Fair Value (₹ in Lakhs)	% to Net Assets
<b>EQUITY &amp; EQUITY RELATED</b>				
<b>a. Listed /Awaiting listing on Stock Exchanges</b>				
1. Infosys Limited	Software	15,607	294.62	5.14%
2. Tata Consultancy Services Limited	Software	7,422	277.46	4.84%
3. Wipro Limited	Software	34,379	245.93	4.29%
4. Housing Development Finance Corporation Limited	Finance	8,457	218.74	3.81%
5. Tata Communications Limited	Telecom - Services	13,691	200.50	3.50%
6. Tata Chemicals Limited	Chemicals	19,793	176.99	3.09%
7. Marico Limited	Consumer Non Durables	34,392	176.31	3.07%
8. Tata Consumer Products Limited	Consumer Non Durables	23,056	171.41	2.99%
9. Havells India Limited	Consumer Durables	11,066	154.59	2.70%
10. Tech Mahindra Limited	Software	8,610	154.17	2.69%
11. HDFC Bank Limited	Banks	9,972	147.53	2.57%
12. Voltas Limited	Consumer Durables	11,481	139.97	2.44%
13. ACC Limited	Cement & Cement Products	6,232	138.09	2.41%
14. Kotak Mahindra Bank Limited	Banks	7,509	134.87	2.35%
15. Hindustan Unilever Limited	Consumer Non Durables	5,682	134.10	2.34%
16. Ambuja Cements Limited	Cement & Cement Products	34,980	132.05	2.30%
17. TVS Motor Company Limited	Auto	20,649	129.47	2.26%
18. Tata Motors Limited	Auto	24,307	117.26	2.04%
19. Nestle India Limited	Consumer Non Durables	588	115.87	2.02%
20. Persistent Systems Limited	Software	2,275	111.57	1.95%
21. Syngene International Limited	Healthcare Services	17,945	111.24	1.94%
22. Axis Bank Limited	Banks	16,276	110.44	1.93%
23. Rallis India Limited	Pesticides	37,785	103.53	1.81%
24. Power Grid Corporation of India Limited	Power	48,372	98.87	1.72%
25. Mahindra & Mahindra Limited	Auto	11,581	96.95	1.69%
26. HCL Technologies Limited	Software	7,258	95.74	1.67%
27. Kansai Nerolac Paints Limited	Consumer Non Durables	15,946	94.27	1.64%
28. Asian Paints Limited	Consumer Non Durables	2,782	94.11	1.64%
29. Maruti Suzuki India Limited	Auto	1,252	92.98	1.62%
30. Hero MotoCorp Limited	Auto	3,670	90.36	1.58%
31. Mphasis Limited	Software	2,615	88.82	1.55%
32. Dr. Lal Path Labs Limited	Healthcare Services	2,321	88.71	1.55%
33. Gujarat Gas Limited	Gas	13,787	87.53	1.53%
34. ICICI Bank Limited	Banks	11,766	87.09	1.52%
35. Titan Company Limited	Consumer Durables	3,333	84.07	1.47%
36. Dabur India Limited	Consumer Non Durables	14,050	81.50	1.42%
37. Colgate Palmolive (India) Limited	Consumer Non Durables	5,085	75.32	1.31%
38. Thermax Limited	Industrial Capital Goods	4,042	72.23	1.26%
39. Crompton Greaves Consumer Electricals Limited	Consumer Durables	15,354	67.17	1.17%
40. IndusInd Bank Limited	Banks	7,433	66.02	1.15%
41. Bosch Limited	Auto Ancillaries	376	65.12	1.14%
42. Info Edge (India) Limited	Retailing	1,151	64.19	1.12%
43. Castrol India Limited	Petroleum Products	50,894	62.50	1.09%
44. Vinati Organics Limited	Chemicals	3,141	62.45	1.09%
45. The Indian Hotels Company Limited	Leisure Services	30,741	55.56	0.97%
<b>b. Unlisted</b>			<b>NIL</b>	<b>NIL</b>
<b>Total of all Equity</b>			<b>5,468.27</b>	<b>95.38%</b>
<b>MONEY MARKET INSTRUMENTS</b>				
<b>a. TREPS*</b>			<b>271.41</b>	<b>4.73%</b>
<b>Net Receivable/(payable)</b>			<b>-4.30</b>	<b>-0.11%</b>
<b>Grand Total</b>			<b>5,735.38</b>	<b>100.00%</b>

\* Cash & Cash Equivalents

A) Quantum Asset Management Company Pvt. Ltd. claims compliance with the Global Investment Performance Standards (GIPS®). GIPS® is a registered trademark of CFA Institute. CFA Institute does not endorse or promote this organization, nor does it warrant the accuracy or quality of the content contained herein.

B) Indian Rupee (INR) is the currency used to express performance and other statistics.


**PERFORMANCE OF THE FUNDS MANAGED BY CHIRAG MEHTA**
**QUANTUM MULTI ASSET FUND OF FUNDS**

Mr. Chirag Mehta Co-managing along with Mr. Nilesh Shetty since July 11, 2012.

Period	Dec 31, 2020 to Dec 31, 2021 (1 year)		Dec 31, 2018 to Dec 31, 2021 (3 years)		Dec 30, 2016 to Dec 31, 2021 (5 years)	
	Scheme Return (%)	Tier 1 - Benchmark <sup>#</sup> Returns (%)	Scheme Return (%)	Tier 1 - Benchmark <sup>#</sup> Returns (%)	Scheme Return (%)	Tier 1 - Benchmark <sup>#</sup> Returns (%)
Quantum Multi Asset Fund of Funds - Direct Plan	7.76%	10.17%	9.51%	13.34%	9.06%	12.38%
Quantum Multi Asset Fund of Funds - Regular Plan	7.36%	10.17%	9.19%	13.34%	NA	NA

**Past performance may or may not be sustained in the future.** Load is not taken into consideration in Scheme Return Calculation.

<sup>#</sup>CRISIL Composite Bond Fund Index (20%) + S&P BSE Total Return Index (40%) + CRISIL Liquid Index (25%) + Domestic Price of Gold (15%)  
It is a customized index and it is rebalanced daily.

Returns are net of total expenses and are calculated on the basis of Compounded Annualized Growth Rate (CAGR).

Different Plans shall have different expense structure.

Mr. Chirag Mehta manages 5 schemes of the Quantum Mutual Fund. Mr. Nilesh Shetty manages 2 schemes of the Quantum Mutual Fund.

**QUANTUM EQUITY FUND OF FUNDS**

Mr. Chirag Mehta is managing the fund since November 01, 2013.

Period	Dec 31, 2020 to Dec 31, 2021 (1 year)		Dec 31, 2018 to Dec 31, 2021 (3 years)		Dec 30, 2016 to Dec 31, 2021 (5 years)	
	Scheme Return (%)	Tier 1 - Benchmark <sup>#</sup> Returns (%)	Scheme Return (%)	Tier 1 - Benchmark <sup>#</sup> Returns (%)	Scheme Return (%)	Tier 1 - Benchmark <sup>#</sup> Returns (%)
Quantum Equity Fund of Funds - Direct Plan - Growth Option	30.70%	29.11%	17.30%	18.87%	15.69%	17.97%
Quantum Equity Fund of Funds - Regular Plan - Growth Option	30.39%	29.11%	17.03%	18.87%	NA	NA

**Past performance may or may not be sustained in the future.** Load is not taken into consideration in Scheme Return Calculation.

<sup>#</sup>S&P BSE 200 TRI.

Returns are net of total expenses and are calculated on the basis of Compounded Annualized Growth Rate (CAGR).

Different Plans shall have different expense structure.

Mr. Chirag Mehta manages 5 schemes of the Quantum Mutual Fund.

## QUANTUM GOLD FUND

Mr. Chirag Mehta is managing the scheme since May 01, 2009 and Ms. Ghazal Jain Co-managing the scheme since June 2, 2020.

Period	Dec 31, 2020 to Dec 31, 2021 (1 year)		Dec 31, 2018 to Dec 31, 2021 (3 years)		Dec 30, 2016 to Dec 31, 2021 (5 years)	
	Scheme Return (%)	Tier 1 - Benchmark# Returns (%)	Scheme Return (%)	Tier 1 - Benchmark# Returns (%)	Scheme Return (%)	Tier 1 - Benchmark# Returns (%)
Quantum Gold Fund	-4.71%	-4.00%	13.85%	14.88%	10.17%	11.22%

Past performance may or may not be sustained in the future.

#Domestic Price of Gold.

Returns are net of total expenses and are calculated on the basis of Compounded Annualized Growth Rate (CAGR).

Mr. Chirag Mehta manages 5 Schemes and Ms. Ghazal Jain manages 2 Schemes of the Quantum Mutual Fund

The Scheme being Exchange Traded Fund has one plan to invest through stock exchange and having a single expense structure.

## QUANTUM GOLD SAVINGS FUND

Mr. Chirag Mehta managing the scheme since May 19, 2011 and Ms. Ghazal Jain Co-managing the scheme since June 2, 2020.

Period	Dec 31, 2020 to Dec 31, 2021 (1 year)		Dec 31, 2018 to Dec 31, 2021 (3 years)		Dec 30, 2016 to Dec 31, 2021 (5 years)	
	Scheme Return (%)	Tier 1 - Benchmark# Returns (%)	Scheme Return (%)	Tier 1 - Benchmark# Returns (%)	Scheme Return (%)	Tier 1 - Benchmark# Returns (%)
Quantum Gold Savings Fund - Direct Plan	-5.22%	-4.00%	13.64%	14.88%	9.93%	11.22%
Quantum Gold Savings Fund - Regular Plan	-5.36%	-4.00%	13.51%	14.88%	NA	NA

Past performance may or may not be sustained in the future.



#Domestic Price of Gold.

Returns are net of total expenses and are calculated on the basis of Compounded Annualized Growth Rate (CAGR).

Different Plans shall have different expense structure.

Mr. Chirag Mehta manages 5 Schemes and Ms. Ghazal Jain manages 2 Schemes of the Quantum Mutual Fund.

## Product Labeling

Name of the Scheme & Primary Benchmark	This product is suitable for investors who are seeking*	Risk-o-meter of Scheme	Risk-o-meter of Benchmark
<p>Quantum India ESG Equity Fund</p> <p>(An Open ended equity scheme investing in companies following Environment, Social and Governance (ESG) theme)</p> <p>Primary Benchmark: NIFTY100 ESG TRI</p>	<ul style="list-style-type: none"> <li>Long term capital appreciation</li> <li>Invests in shares of companies that meet Quantum's Environment, Social, Governance (ESG) criteria</li> </ul>	 <p>Investors understand that their principal will be at Very High Risk</p>	

\*Investors should consult their financial advisers if in doubt about whether the product is suitable for them.

The Risk Level of the Scheme in scheme Risk O Meter is basis it's portfolio as on December 31, 2021.

The Risk Level of the Benchmark Index in the Risk O Meter is basis it's constituents as on December 31, 2021.

^^ Note:

Since the scheme has not completed 3 years data will not be available.