

# QUANTUM DYNAMIC BOND FUND

An Open Ended Dynamic Debt Scheme Investing Across Duration



**Investment Objective :** To generate income and capital appreciation through active management of portfolio consisting of short term, long term debt and money market instruments.

## Scheme Features



### Fund Manager

**Mr. Pankaj Pathak**

Work experience: 10 years. He has been managing this fund since March 01, 2017



### Benchmark Index

CRISIL Composite Bond Fund Index



### Category of Scheme

Dynamic Bond Fund



### Inception Date (Date of Allotment)

May 19, 2015



### Minimum Application Amount (Under each Option)

Purchase: ₹500/- and in multiples of ₹1/- thereafter.

Additional Purchase: ₹500/- and in multiples of ₹1/- thereafter/ 50 units



### Declaration of Net Asset Value (NAV)

Every Business Day



### Investment Options

Growth Option, Monthly Dividend Payout Option and Monthly Dividend Reinvestment Option



### Entry/ Sales Load

Not Applicable



### Redemption Proceeds

Processed through RTGS/NEFT mode on T+1 basis from the date of transaction where the investor's Bank details are available.

Processed through cheque on T+1 basis from the date of transaction where the required Bank details of investor are not available.



### Total Expense Ratio (As on month end)

TER specified are the actual expenses charged (i.e. effective rate) as at the end of the month.

#### Direct Plan - Total TER = 0.56 %

(Base TER 0.48% (Inclusive of 0.46% Management Fees & 0.02% Other Expenses) + 0.08% GST (18% GST on 0.46% Management Fees))

#### Regular Plan - Total TER = 0.68 %

(Base TER 0.60% (Inclusive of 0.46% Management Fees, 0.02% Other Expenses & 0.12% Distributor Commission) + 0.08% GST (18% GST on 0.46% Management Fees))



### Exit Load

Nil

## NAV

(as on February 28, 2020)

	Direct Plan (₹/Unit)	Regular Plan (₹/Unit)
Monthly Dividend Option	10.5117	10.5937
Growth Option	15.3435	15.2968

## AUM ₹(In Crores)

(as on February 29, 2020)

Average AUM*	Absolute AUM
60.62	60.30

\*Cumulative Daily AuM /No of days in the month

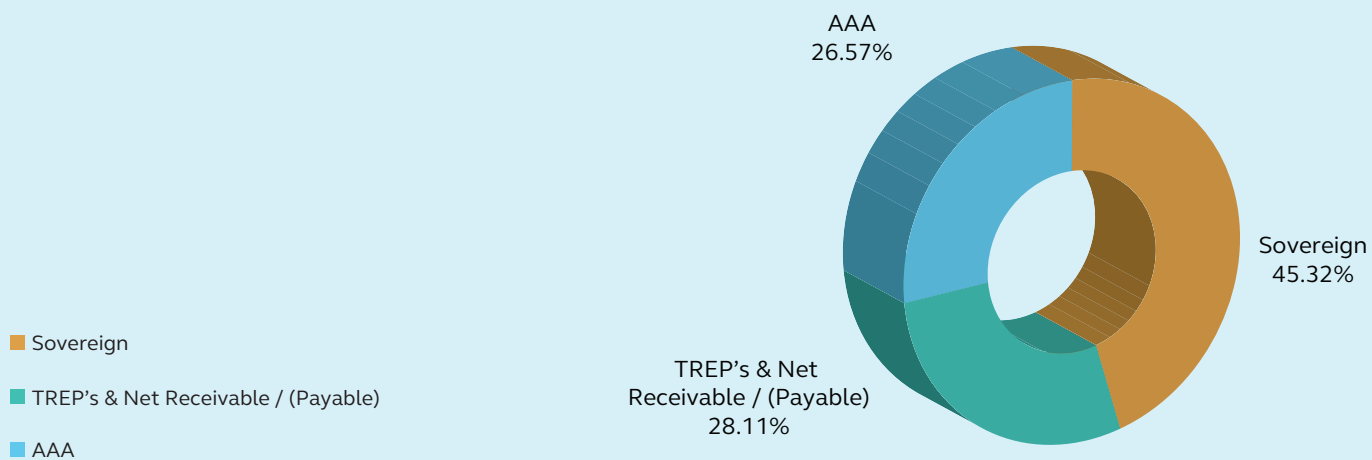
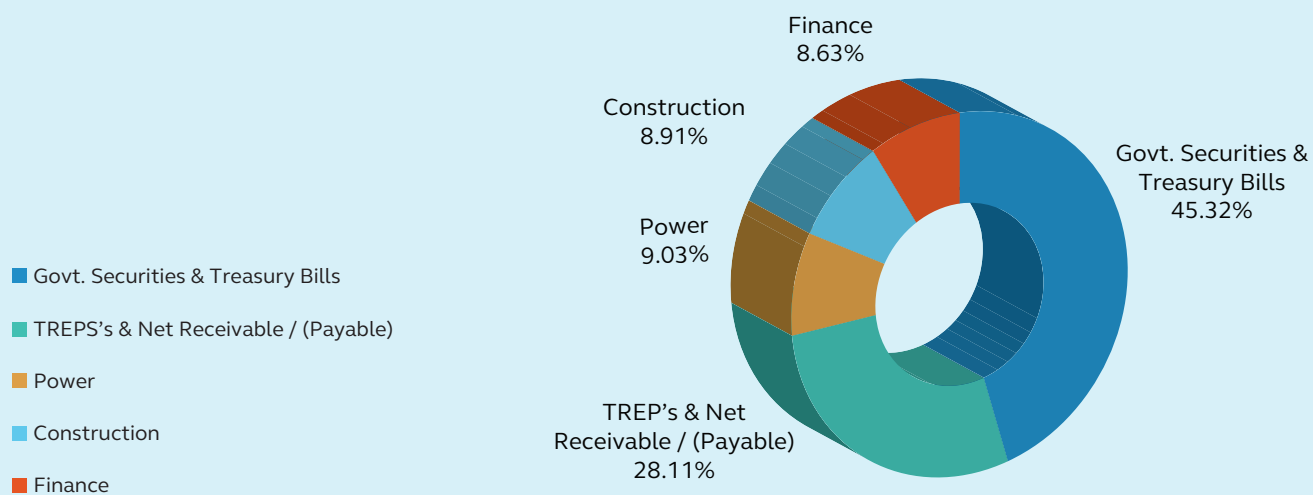
February 2020

Weighted Average Maturity as on February 28, 2020	(Years)
At the end of the month	3.60
Modified Duration	2.77

Brokerages & Commissions Details	
Brokerages on Investments for February 2020	NIL
Distributor commissions for February 2020	₹ 1,210.42
Portfolio Yield	5.82%

Dividend History - Monthly Dividend option	Direct Plan		Regular Plan	
Record Date	Net Dividend per unit (₹) (Post Dividend Distribution Tax)		Net Dividend per unit (₹) (Post Dividend Distribution Tax)	
	Individual	Non Individual	Individual	Non Individual
26-Dec-19	0.03630618	0.03361971	0.03561919	0.03298356
27-Jan-20	0.06303361	0.05836945	0.06210786	0.05751220
25-Feb-20	0.06561287	0.06075786	0.06564240	0.06078521

### Asset Allocation & Rating Profile (% of Net Assets) as on February 29, 2020



## Quantum Dynamic Bond Fund Performance as on February 28, 2020

Mr. Pankaj Pathak is the Fund Manager effective from March 01, 2017.  
For other Schemes Managed by Mr. Pankaj Pathak please see **page no.4**

### Performance of the scheme

#### Quantum Dynamic Bond Fund - Direct Plan - Growth Option

Period	Scheme Returns (%)	Benchmark CRISIL Composite Bond Fund Index Returns (%)	Additional Benchmark CRISIL 10 Year Gilt Index Returns (%)	Current Value ₹10,000 Invested at the beginning of a given period		
				Benchmark		Additional Benchmark
				Scheme (₹)	CRISIL Composite Bond Fund Index (₹)	CRISIL 10 Year Gilt Index (₹)
Since Inception (19th May 2015)	9.36	8.88	7.87	15,344	15,025	14,369
Feb 28, 2017 to Feb 28, 2020 (3 years)	8.24	8.31	6.68	12,683	12,705	12,143
Feb 28, 2019 to Feb 28, 2020 (1 year)	13.37	13.76	13.28	11,337	11,376	11,328

**Past performance may or may not be sustained in the future.**

Different Plans shall have a different expense structure.

The Scheme has been in existence for more than 3 year but has not yet completed 5 years period from inception.

Returns are calculated on the basis of Compounded Annualized Growth Rate (CAGR).

### Performance of the scheme

#### Quantum Dynamic Bond Fund - Regular Plan - Growth Option

Period	Scheme Returns (%)	Benchmark CRISIL Composite Bond Fund Index Returns (%)	Additional Benchmark CRISIL 10 Year Gilt Index Returns (%)	Current Value ₹10,000 Invested at the beginning of a given period		
				Benchmark		Additional Benchmark
				Scheme (₹)	CRISIL Composite Bond Fund Index (₹)	CRISIL 10 Year Gilt Index (₹)
Since Inception (01st Apr 2017)	7.88	8.08	6.23	12,474	12,541	11,927
Feb 28, 2019 to Feb 28, 2020 (1 year)	13.24	13.76	13.28	11,324	11,376	11,328

**Past performance may or may not be sustained in the future.**

Different Plans shall have a different expense structure.

Returns are calculated on the basis of Compounded Annualized Growth Rate (CAGR).

Regular plan launched on 1 April 2017 but not yet completed 3 years period since its launch.

Portfolio as on February 29, 2020

## QUANTUM DYNAMIC BOND FUND

Name of Instrument	Rating	Market Value In Lakhs	% to Net Assets
DEBT INSTRUMENTS			
A) Listed /Awaiting listing on Stock Exchanges			
I) Bonds			
1. 8.24% Power Grid Corp NCD GOI Fully Sr I(14/02/29)	CRISIL AAA	544.32	9.03%
2. 8.37% NHAI 18-19 Sr 4 NCD (MD 21/01/2029)	CRISIL AAA	537.26	8.91%
3. 7.69% NABARD Sr 20C NCD (MD 29/05/2024)	CRISIL AAA	520.59	8.63%
Total of Bonds		1,602.17	26.57%
II) Government Securities			
1. 7.37% GOI (MD 16/04/2023)	Sovereign	1,572.28	26.07%
2. 7.32% GOI (MD 28/01/2024)	Sovereign	1,050.55	17.42%
3. 8.28% GOI (M/D 21/09/2027)	Sovereign	110.15	1.83%
Total of Government Securities		2,732.98	45.32%
B) Privately Placed/Unlisted		NIL	NIL
C) Securitized Debt Instruments		NIL	NIL
Total of Debt Instruments		4,335.15	71.89%
MONEY MARKET INSTRUMENTS			
A) TREPS's*		1,614.42	26.77%
Net Receivable/(payable)		80.88	1.34%
Grand Total		6,030.45	100.00%

\*Cash & Cash Equivalents

## PERFORMANCE OF THE FUNDS MANAGED BY PANKAJ PATHAK

### QUANTUM LIQUID FUND

Managing since March 01, 2017

	February 28, 2019 to Feb 29, 2020 (1 year)		February 28, 2017 to Feb 29, 2020 (3 year)		February 27, 2015 to Feb 29, 2020 (5 year)	
	Scheme Return (%)	Crisil Liquid Fund Index Returns# (%)	Scheme Return (%)	Crisil Liquid Fund Index Returns# (%)	Scheme Return (%)	Crisil Liquid Fund Index Returns# (%)
Quantum Liquid Fund - Direct Plan - Growth Option	5.80	6.56	6.17	6.97	6.58	7.26
Quantum Liquid Fund - Regular Plan - Growth Option	4.41	4.65	NA	NA	NA	NA

**Past performance may or may not be sustained in the future.**

#Benchmark returns.

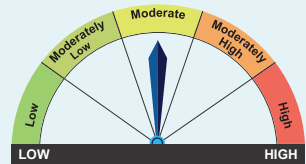
Returns are calculated on the basis of Compounded Annualized Growth Rate (CAGR).

Different Plans shall have different expense structure.

Mr. Pankaj Pathak manages 2 schemes of the Quantum Mutual Fund.

Regular plan launched on 1st April 2017 but not yet completed 3 years period since its launch.

## Product Labeling

Name of the Scheme	This product is suitable for investors who are seeking*	Riskometer
Quantum Dynamic Bond Fund (An Open Ended Dynamic Debt Scheme Investing Across Duration)	<ul style="list-style-type: none"> <li>Regular income over short to medium term and capital appreciation</li> <li>Investment in Debt / Money Market Instruments / Government Securities.</li> </ul>	 <p>Investors understand that their principal will be at Moderate Risk</p>

\*Investors should consult their financial advisers if in doubt about whether the product is suitable for them.

Tax on Capital Gains#	Resident Individuals & HUF	FII's/ Overseas Financial Organisations	Partnership Firm	Non Resident Indians	Indian Companies	Foreign Companies
Long Term	20% with Indexation	10% without Indexation	20% with Indexation	10% without Indexation (on transfer of long term capital assets being unlisted securities)	20% with Indexation	10% without Indexation (on transfer of long term capital assets being unlisted securities)
Short Term	Maximum 30%	30%	30%	Maximum 30%	30%	40%

#The mentioned Tax Rates shall be increased by applicable surcharge, If any, Health and Education Cess @ 4% where ever as applicable. Equity oriented schemes will also attract Securities Transaction Tax (STT) @ 0.001% at the time of redemption and switch to other schemes.

**TRANSACTION CHARGES:** No Transaction Charges shall be deducted from the investment amount for applications received in the Regular Plan.