

QUANTUM INDIA ESG EQUITY FUND

(An Open ended equity scheme investing in companies following Environment, Social and Governance (ESG) theme)



Investment Objective : The Investment Objective of the scheme is to achieve long-term capital appreciation by investing in share of companies that meet Quantum's Environment, Social and Governance (ESG) criteria.

Scheme Features



Fund Manager & Associate Fund Manager

Mr. Chirag Mehta

Work experience: 15 years.

Ms. Sneha Joshi

Work experience: 6 years.

Both have been managing the fund since July 12, 2019.



Benchmark Index

Nifty 100 ESG Total Return Index



Minimum Application Amount (Under each Option)

Purchase: ₹500/- and in multiples of ₹1/- thereafter.

Additional Purchase: ₹500/- and in multiples of ₹1/- thereafter.



Category of Scheme

Thematic Scheme



Inception Date (Date of Allotment)

July 12, 2019



Investment Options

Growth



Declaration of Net Asset Value (NAV)

Every Business Day



Redemption Proceeds

Processed through RTGS/NEFT mode on T+3 basis from the date of transaction where the investor's Bank details are available. Processed through cheque on T+3 basis from the date of transaction where the required Bank details of investor are not available.



Entry / Sales Load

Not Applicable



Exit Load

For complete details on Exit Load please refer page no.2



Total Expense Ratio (As on month end)

TER specified are the actual expenses charged (i.e. effective rate) as at the end of the month.

Direct Plan - Total TER = 0.90%

(Base TER 0.84% (Inclusive of 0.34% Management Fees & 0.50% Other Expenses) + 0.06% GST (18% GST on 0.34% Management Fees))

Regular Plan - Total TER = 1.40%

(Base TER 1.34% (Inclusive of 0.34% Management Fees, 0.50% Other Expenses & 0.50% Distributor Commission) + 0.06% GST (18% GST on 0.34% Management Fees))



Taxation[#]

The amount of Long Term Capital Gain in excess of Rs 1,00,000/- in a year will be taxable @ 10%. Tax on Short Term Capital Gains - 15%.

[#]The mentioned Tax Rates shall be increased by applicable surcharge, If any, Health and Education Cess @ 4% where ever as applicable. Equity oriented schemes will also attract Securities Transaction Tax (STT) @ 0.001% at the time of redemption and switch to other schemes.

TRANSACTION CHARGES: No Transaction Charges shall be deducted from the investment amount for applications received in the Regular Plan.

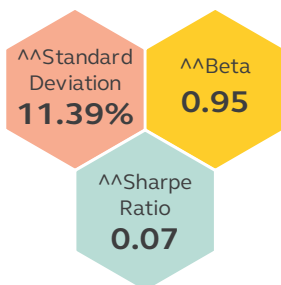
NAV (as on February 28, 2020)	Direct Plan (₹/Unit)	Regular Plan (₹/Unit)
Growth Option	10.1300	10.0900

AUM ₹(In Crores) (as on February 29, 2020)	
Average AUM*	Absolute AUM
14.84	14.31

*Cumulative Daily AuM /No of days in the month

February 2020

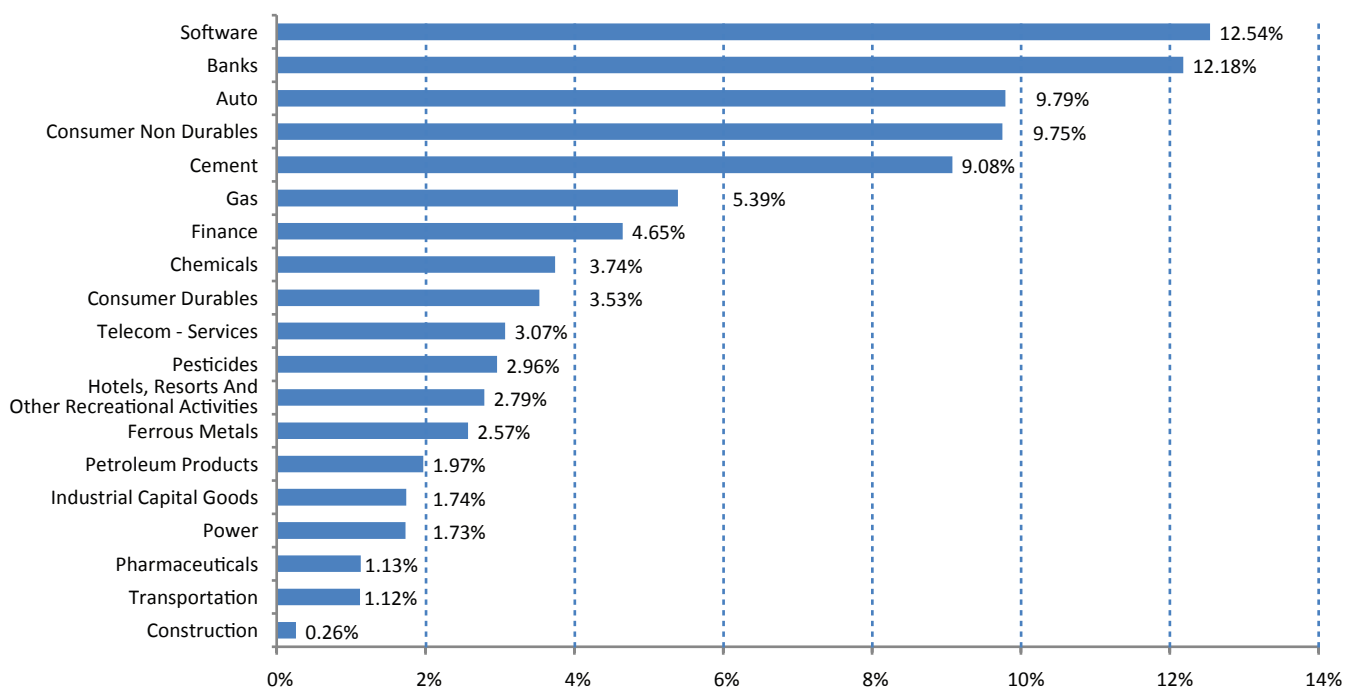
Key Statistics



Brokerages & Commissions Details

Brokerages on Investments for February 2020	₹ 632.91
Distributor commissions for February 2020	₹ 6,407.18
Portfolio Turnover Ratio (Last one year):	NIL

Industry Allocation (% of Net Assets) as on February 29, 2020



Exit Load:

Provisions	% of Exit Load
10% of units If redeemed or switched out on or before 365 days from the date of allotment	NIL
Remaining 90% of units if redeemed or switched out on or before 365 days from the date of allotment	1
If redeemed or switched out on or after 365 days from the date of allotment	NIL

Note: Redemptions / Switch outs of units will be done on First In First Out (FIFO) basis. The above mentioned load structure shall be equally applicable to the special facilities such as Systematic Withdrawal Plan (SWP) / Systematic Transfer Plan (STP) and Switches etc. However, no load shall be charged for switching between option / plan within the Scheme.

Performance of the Scheme

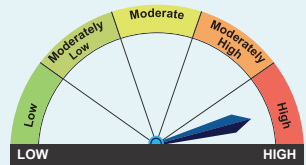
Quantum India ESG Equity Fund has launched on July 12, 2019 and not completed one year from its inception. As per SEBI Circular dated August 22, 2011, if the scheme is in existence of less than one year then past performance shall not be provided. Accordingly, the performance will be disclosed on completion of one year from its inception.

Portfolio as on February 29, 2020
QUANTUM INDIA ESG EQUITY FUND

Name of Instrument	Industry	Quantity	Market Value In Lakhs	% to Net Assets
EQUITY & EQUITY RELATED				
A) Listed /Awaiting listing on Stock Exchanges				
1. Housing Development Finance Corporation Limited	Finance	3,058	66.53	4.65%
2. HDFC Bank Limited	Banks	5,575	65.65	4.59%
3. Shree Cement Limited	Cement	260	58.94	4.12%
4. Tata Consultancy Services Limited	Software	2,814	56.28	3.93%
5. Tata Chemicals Limited	Chemicals	7,489	53.47	3.74%
6. Ambuja Cements Limited	Cement	22,890	46.94	3.28%
7. Infosys Limited	Software	6,065	44.38	3.10%
8. Rallis India Limited	Pesticides	18,895	42.32	2.96%
9. TVS Motor Company Limited	Auto	9,222	40.18	2.81%
10. The Indian Hotels Company Limited	Hotels, Resorts And Other Recreational Activities	29,579	39.93	2.79%
11. Kotak Mahindra Bank Limited	Banks	2,370	38.40	2.68%
12. Marico Limited	Consumer Non Durables	12,737	38.05	2.66%
13. Tata Steel Limited	Ferrous Metals	9,646	36.82	2.57%
14. Axis Bank Limited	Banks	5,066	35.33	2.47%
15. IndusInd Bank Limited	Banks	3,166	34.95	2.44%
16. Hindustan Unilever Limited	Consumer Non Durables	1,582	34.40	2.40%
17. Wipro Limited	Software	15,255	33.78	2.36%
18. Mahanagar Gas Limited	Gas	3,240	32.57	2.28%
19. Tech Mahindra Limited	Software	4,136	30.79	2.15%
20. Gujarat Gas Limited	Gas	9,765	26.96	1.88%
21. Tata Motors Limited	Auto	20,718	26.72	1.87%
22. Nestle India Limited	Consumer Non Durables	165	26.04	1.82%
23. Tata Communications Limited	Telecom - Services	7,065	25.50	1.78%
24. Thermax Limited	Industrial Capital Goods	2,701	24.92	1.74%
25. Power Grid Corporation of India Limited	Power	13,625	24.73	1.73%
26. Maruti Suzuki India Limited	Auto	389	24.44	1.71%
27. ACC Limited	Cement	1,819	24.03	1.68%
28. Colgate Palmolive (India) Limited	Consumer Non Durables	1,616	20.77	1.45%
29. Hero MotoCorp Limited	Auto	999	20.50	1.43%
30. Dabur India Limited	Consumer Non Durables	4,083	20.26	1.42%
31. Havells India Limited	Consumer Durables	3,236	19.84	1.39%
32. Bharat Petroleum Corporation Limited	Petroleum Products	4,404	18.78	1.31%
33. Bharti Airtel Limited	Telecom - Services	3,519	18.42	1.29%
34. Indraprastha Gas Limited	Gas	3,987	17.64	1.23%
35. Syngene International Limited	Pharmaceuticals	5,364	16.11	1.13%
36. InterGlobe Aviation Limited	Transportation	1,238	16.09	1.12%
37. Crompton Greaves Consumer Electricals Limited	Consumer Durables	5,605	15.64	1.09%
38. Titan Company Limited	Consumer Durables	1,193	14.97	1.05%
39. Bajaj Auto Limited	Auto	503	14.54	1.02%
40. HCL Technologies Limited	Software	2,669	14.26	1.00%
41. Mahindra & Mahindra Limited	Auto	2,979	13.62	0.95%
42. Indian Oil Corporation Limited	Petroleum Products	8,970	9.49	0.66%
43. Hemisphere Properties India Limited	Construction	3,103	3.69	0.26%
B) Unlisted			NIL	NIL
Total of all Equity			1,287.67	89.99%
MONEY MARKET INSTRUMENTS				
A) TREPS's*			139.98	9.78%
Net Receivable/(payable)			3.18	0.23%
Grand Total			1,430.83	100.00%

* Cash & Cash Equivalents

Product Labeling

Name of the Scheme	This product is suitable for investors who are seeking*	Riskometer
Quantum India ESG Equity Fund (An Open ended equity scheme investing in companies following Environment, Social and Governance (ESG) theme)	<ul style="list-style-type: none"> Long term capital appreciation Invests in shares of companies that meet Quantum's Environment, Social and Governance (ESG) criteria. 	 <p>Investors understand that their principal will be at High Risk</p>

*Investors should consult their financial advisers if in doubt about whether the product is suitable for them.