

QUANTUM DYNAMIC BOND FUND

An Open Ended Dynamic Debt Scheme Investing Across Duration



Investment Objective : To generate income and capital appreciation through active management of portfolio consisting of short term, long term debt and money market instruments.

Scheme Features



Fund Manager

Mr. Pankaj Pathak

Work experience: 09 years. He has been managing this fund since March 01, 2017



Benchmark Index

CRISIL Composite Bond Fund Index



Category of Scheme

Dynamic Bond Fund



Minimum Application Amount (Under each Option)

Purchase: ₹500/- and in multiples of ₹1/- thereafter.

Additional Purchase: ₹500/- and in multiples of ₹1/- thereafter/ 50 units



Inception Date (Date of Allotment)

May 19, 2015



Declaration of Net Asset Value (NAV)

Every Business Day



Investment Options

Growth Option, Monthly Dividend Payout Option and Monthly Dividend Reinvestment Option



Entry/ Sales Load

Not Applicable



Redemption Proceeds

Processed through RTGS/NEFT mode on T+1 basis from the date of transaction where the investor's Bank details are available.

Processed through cheque on T+1 basis from the date of transaction where the required Bank details of investor are not available.



Total Expense Ratio (As on month end)

TER specified are the actual expenses charged (i.e. effective rate) as at the end of the month.

Regular Plan - Total TER = 0.71 %

(Base TER 0.66 % (inclusive of 0.29% Management Fees, 0.26% Other Expenses & 0.12% Distributor Commission) + 0.05% GST (18% GST on 0.29% Management Fees))

Direct Plan - Total TER = 0.59 %

(Base TER 0.54 % (inclusive of 0.29% Management Fees & 0.26% Other Expenses) + 0.05% GST (18% GST on 0.29% Management Fees))



Exit Load

Nil

NAV (as on June 28, 2019)	Direct Plan (₹/Unit)	Regular Plan (₹/Unit)
Monthly Dividend Option	10.3529	10.4247
Growth Option	14.2424	14.2103

AUM ₹(In Crores) (as on June 30, 2019)	
Average AUM*	Absolute AUM
59.76	60.03

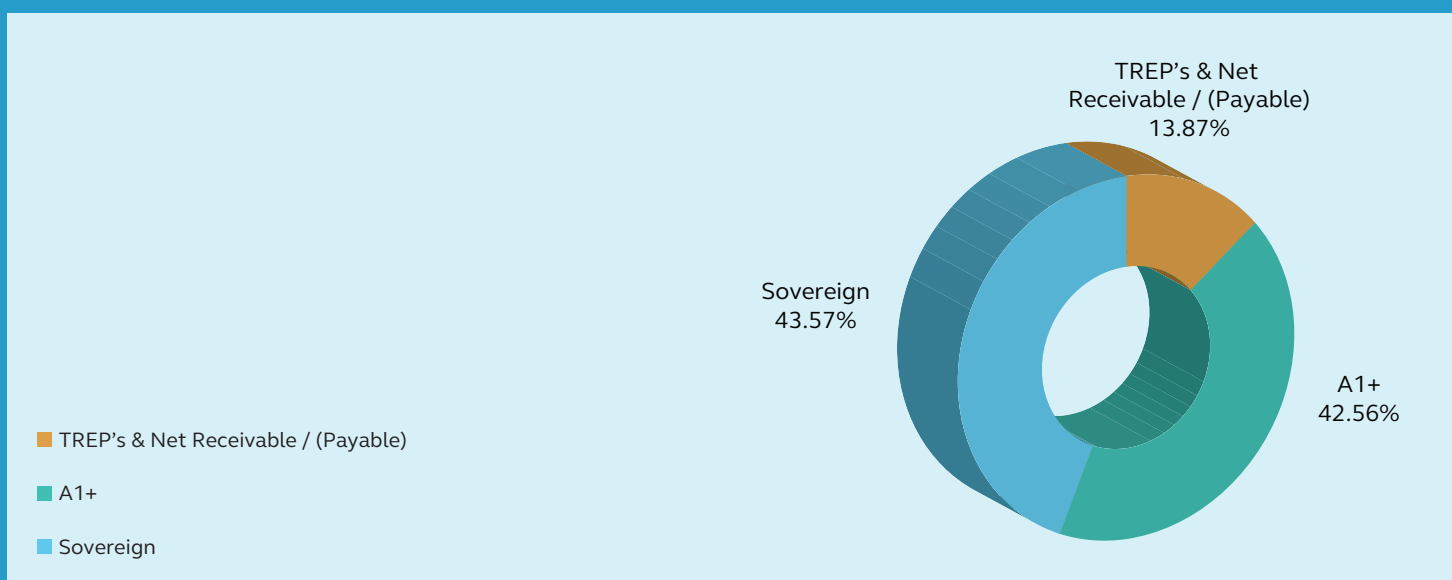
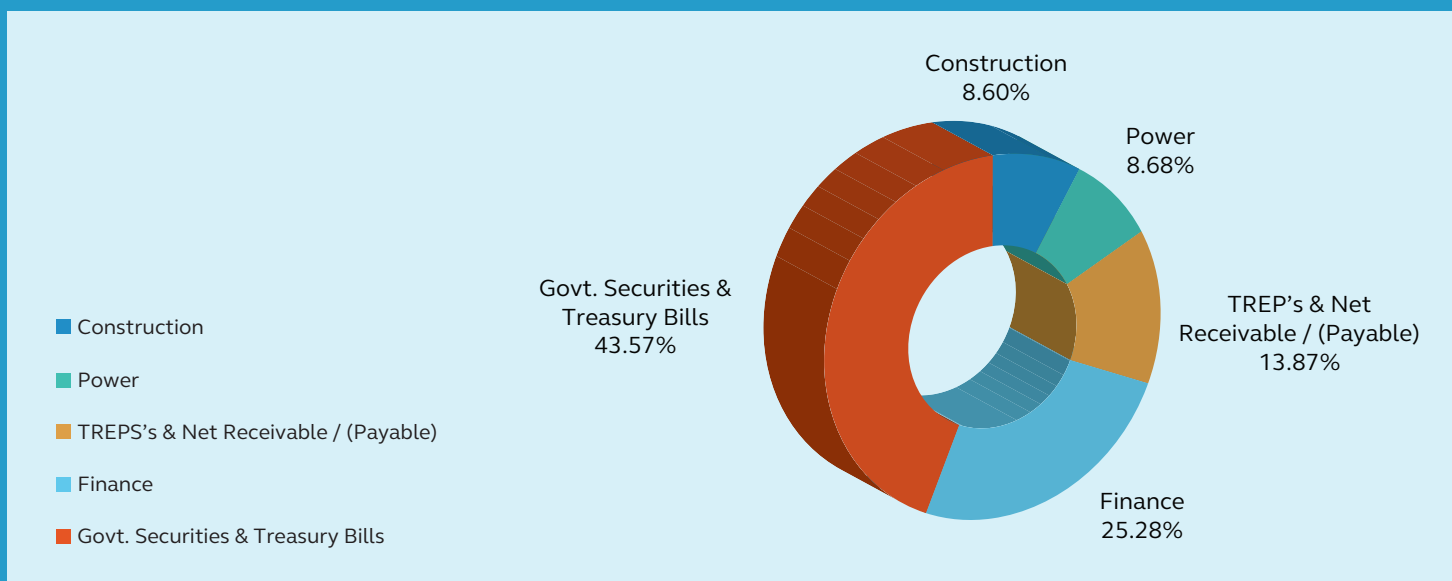
*Cumulative Daily AuM /No of days in the month

Weighted Average Maturity as on June 30, 2019	(Years)
At the end of the month	5.71
Modified Duration	4.06

Brokerages & Commissions Details	
Brokerages on Investments for June 2019	₹ 15,000.00
Distributor commissions for June 2019	₹ 644.75
Portfolio Yield	7.11%

Dividend History - Monthly Dividend option	Direct Plan		Regular Plan	
	Net Dividend per unit (₹) (Post Dividend Distribution Tax)		Net Dividend per unit (₹) (Post Dividend Distribution Tax)	
Record Date	Individual	Non Individual	Individual	Non Individual
25-Apr-19	0.04832004	0.04434973	0.04647379	0.04265518
27-May-19	0.05433535	0.04987078	0.05294417	0.04859391
25-Jun-19	0.09667796	0.08873422	0.09541073	0.08757111

Asset Allocation & Rating Profile (% of Net Assets) as on June 30, 2019



Quantum Dynamic Bond Fund Performance as on June 30, 2019

For other Schemes Managed by Mr. Pankaj Pathak please see **page no.5**
Mr. Pankaj Pathak is the Fund Manager effective from March 01, 2017.

Performance of the scheme

Quantum Dynamic Bond Fund - Direct Plan - Growth Option

Period	Scheme Returns (%)	CRISIL Composite Bond Fund Index Returns (%)	CRISIL 10 Year Gilt Index Returns (%)	Current Value ₹10,000 Invested at the beginning of a given period		
				Scheme Returns (₹)	CRISIL Composite Bond Fund Index Returns (₹)	CRISIL 10 Year Gilt Index Returns (₹)
Since Inception (19th May 2015)	8.97	8.37	7.48	14,242	13,918	13,454
June 30, 2016 to June 28, 2019 (3 years)	8.72	8.03	7.04	12,845	12,601	12,261
June 29, 2018 to June 28, 2019 (1 year)	10.51	11.63	13.85	11,048	11,160	11,381

Past performance may or may not be sustained in the future.

Different Plans shall have a different expense structure.

The Scheme has been in existence for more than 3 year but has not yet completed 5 years period from inception.

Returns are calculated on the basis of Compounded Annualized Growth Rate (CAGR).

Performance of the scheme

Quantum Dynamic Bond Fund - Regular Plan - Growth Option

Period	Scheme Returns (%)	CRISIL Composite Bond Fund Index Returns (%)	CRISIL 10 Year Gilt Index Returns (%)	Current Value ₹10,000 Invested at the beginning of a given period		
				Scheme Returns (₹)	CRISIL Composite Bond Fund Index Returns (₹)	CRISIL 10 Year Gilt Index Returns (₹)
Since Inception (1st April 2017)	6.79	6.91	5.04	11,588	11,617	11,167
June 29, 2018 to June 28, 2019 (1 year)	10.39	11.63	13.85	11,036	11,160	11,381

Past performance may or may not be sustained in the future.

Different Plans shall have a different expense structure.

Returns are calculated on the basis of Compounded Annualized Growth Rate (CAGR).

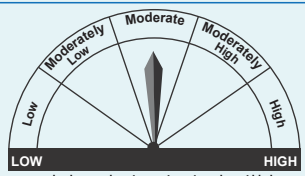
Regular plan launched on 1 April 2017 but not yet completed 3 years period since its launch.

Portfolio as on June 30, 2019
QUANTUM DYNAMIC BOND FUND

Name of Instrument	Rating	Market Value In Lakhs	% to Net Assets
DEBT INSTRUMENTS			
A) Listed /Awaiting listing on Stock Exchanges			
I) Bonds			
1. 8.24% Power Grid Corp NCD GOI Fully Sr I(14/02/29)	CRISIL AAA	521.20	8.68%
2. 8.37% HUDCO Sr VI GOI Full Ser NCD (MD 25/03/2029)	CRISIL AAA	520.09	8.66%
3. 8.37% NHAI 18-19 Sr 4 NCD (MD 21/01/2029)	CRISIL AAA	516.20	8.60%
4. 7.65% SIDBI NCD SrXII (MD 15/04/2021)	CRISIL AAA	500.58	8.34%
5. 7.69% NABARD Sr 20C NCD (MD 29/05/2024)	CRISIL AAA	497.21	8.28%
Total of Bonds		2,555.28	42.56%
II) Government Securities			
1. 7.26% GOI (MD 14/01/2029)	Sovereign	1,026.25	17.10%
2. 8.31% Karnataka SDL (MD 14/11/2022)	Sovereign	517.33	8.62%
3. 7.37% GOI (MD 16/04/2023)	Sovereign	511.83	8.53%
4. 7.32% GOI (MD 28/01/2024)	Sovereign	510.70	8.51%
Total of Government Securities		2,566.11	42.76%
B) Privately Placed/Unlisted		NIL	NIL
C) Securitized Debt Instruments		NIL	NIL
Total of Debt Instruments		5,121.39	85.32%
MONEY MARKET INSTRUMENTS			
A) Treasury Bills (T-Bill)			
1. 364 Days Tbill (MD 12/12/2019)	Sovereign	48.67	0.81%
Total of T-Bill		48.67	0.81%
B) TREPS's*		1,246.65	20.77%
Total of Money Market Instruments		1,295.32	21.58%
Net Receivable/(payable)		-414.01	-6.90%
Grand Total		6,002.70	100.00%

*Cash & Cash Equivalents

Product Labeling

Name of the Scheme	This product is suitable for investors who are seeking*	Riskometer
Quantum Dynamic Bond Fund (An Open Ended Dynamic Debt Scheme Investing Across Duration)	<ul style="list-style-type: none"> Regular income over short to medium term and capital appreciation Investment in Debt / Money Market Instruments / Government Securities. 	 <p style="text-align: center;">Investors understand that their principal will be at Moderate Risk</p>

*Investors should consult their financial advisers if in doubt about whether the product is suitable for them.

Tax on Capital Gains#	Resident Individuals & HUF	FII's/ Overseas Financial Organisations	Partnership Firm	Non Resident Indians	Indian Companies	Foreign Companies
Long Term	20% with Indexation	10% without Indexation	20% with Indexation	10% without Indexation (on transfer of long term capital assets being unlisted securities)	20% with Indexation	10% without Indexation (on transfer of long term capital assets being unlisted securities)
Short Term	Maximum 30%	30%	30%	Maximum 30%	30%	40%

#The mentioned Tax Rates shall be increased by applicable surcharge, If any, Health and Education Cess @ 4% where ever as applicable. Equity oriented schemes will also attract Securities Transaction Tax (STT) @ 0.001% at the time of redemption and switch to other schemes.

TRANSACTION CHARGES: No Transaction Charges shall be deducted from the investment amount for applications received in the Regular Plan.

SCHEME PERFORMANCE - FUND MANAGER-WISE

PANKAJ PATHAK

QUANTUM LIQUID FUND

Mr. Pankaj Pathak effective from March 1, 2017

Period	June 29, 2018 to June 28, 2019 (1 year)		June 30, 2016 to June 28, 2019 (3 years)		June 30, 2014 to June 28, 2019 (5 years)	
	Scheme Return (%)	Crisil Liquid Fund Index Returns (%)	Scheme Return (%)	Crisil Liquid Fund Index Returns (%)	Scheme Return (%)	Crisil Liquid Fund Index Returns (%)
Quantum Liquid Fund - Direct Plan - Growth Option	6.76	7.61	6.39	7.16	6.99	7.62
Quantum Liquid Fund - Regular Plan - Growth Option	6.70	7.61	NA	NA	NA	NA

Past performance may or may not be sustained in the future.

Returns are calculated on the basis of Compounded Annualized Growth Rate (CAGR).

Different Plans shall have different expense structure.

Mr. Pankaj Pathak manages 2 schemes of the Quantum Mutual Fund.

Regular plan launched on 1st April 2017 but not yet completed 3 years period since its launch.

The Factsheet Published as on 11 July 2019