

QUANTUM DYNAMIC BOND FUND

An Open Ended Dynamic Debt Scheme Investing Across Duration



Investment Objective : To generate income and capital appreciation through active management of portfolio consisting of short term, long term debt and money market instruments.

Scheme Features



Fund Manager

Mr. Pankaj Pathak

Work experience: 10 years. He has been managing this fund since March 01, 2017



Benchmark Index

CRISIL Composite Bond Fund Index



Category of Scheme

Dynamic Bond Fund



Inception Date (Date of Allotment)

May 19, 2015



Declaration of Net Asset Value (NAV)

Every Business Day



Minimum Application Amount (Under each Option)

Purchase: ₹500/- and in multiples of ₹1/- thereafter.

Additional Purchase: ₹500/- and in multiples of ₹1/- thereafter/ 50 units



Investment Options

Growth Option, Monthly Dividend Payout Option and Monthly Dividend Reinvestment Option



Entry/ Sales Load

Not Applicable



Redemption Proceeds

Processed through RTGS/NEFT mode on T+1 basis from the date of transaction where the investor's Bank details are available.

Processed through cheque on T+1 basis from the date of transaction where the required Bank details of investor are not available.



Total Expense Ratio (As on month end)

TER specified are the actual expenses charged (i.e. effective rate) as at the end of the month.

Direct Plan - Total TER = 0.56 %

(Base TER 0.48% (Inclusive of 0.46% Management Fees & 0.02% Other Expenses) + 0.08% GST (18% GST on 0.46% Management Fees))

Regular Plan - Total TER = 0.68 %

(Base TER 0.60% (Inclusive of 0.46% Management Fees, 0.02% Other Expenses & 0.12% Distributor Commission) + 0.08% GST (18% GST on 0.46% Management Fees))



Exit Load

Nil

NAV (as on April 30, 2020)	Direct Plan (₹/Unit)	Regular Plan (₹/Unit)
Monthly Dividend Option	10.5385	10.6262
Growth Option	15.6656	15.6133

AUM ₹(In Crores) (as on April 30, 2020)	
Average AUM*	Absolute AUM
60.23	60.58

*Cumulative Daily AuM /No of days in the month

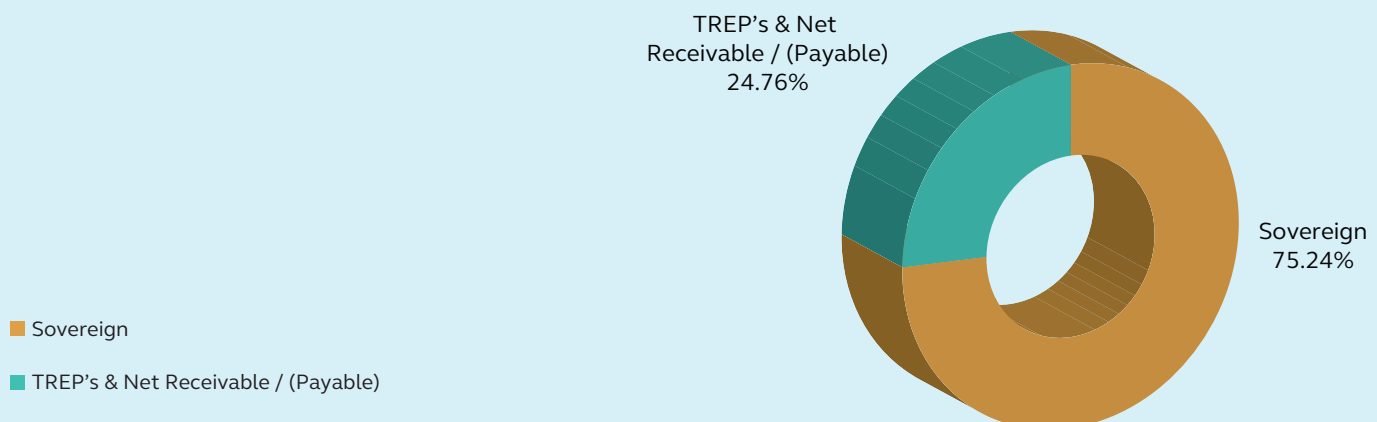
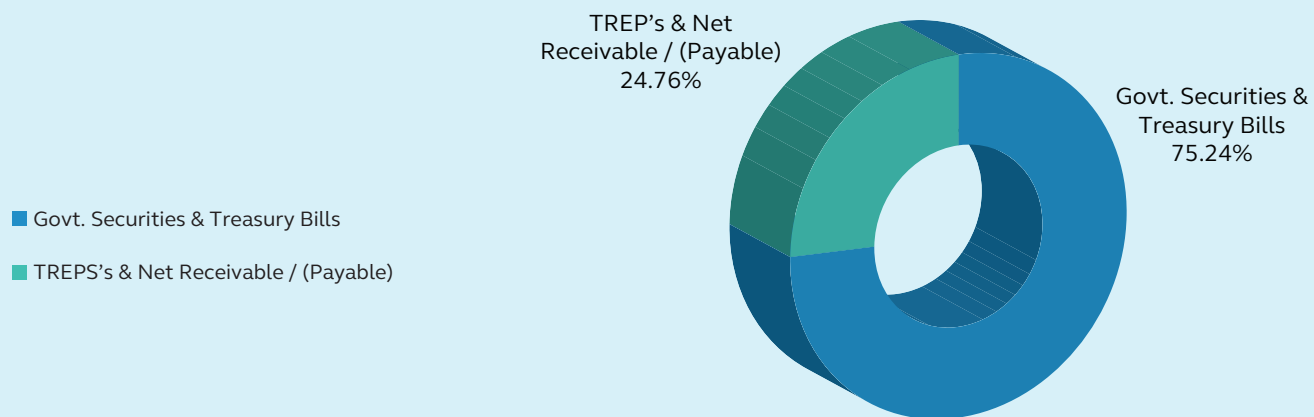
Weighted Average Maturity as on April 30, 2020	(Years)
At the end of the month	3.76
Modified Duration	3.04

Brokerages & Commissions Details	
Brokerages on Investments for April 2020	15,000.00
Distributor commissions paid during April 2020	1,231.45
Portfolio Yield	4.87%

Dividend History - Monthly Dividend option	Direct Plan			Regular Plan		
Record Date	Gross Dividend per unit (Rs.)*	Net Dividend per unit (Rs.) (Post Dividend Distribution Tax)		Gross Dividend per unit (Rs.)*	Net Dividend per unit (₹) (Post Dividend Distribution Tax)	
	Individual/Non Individual	Individual	Non Individual	Individual/Non Individual	Individual	Non Individual
25-Feb-20		0.06561287	0.06075786		0.06564240	0.06078521
26-Mar-20		0.05680750	0.05260404		0.05407291	0.05007180
27-Apr-20	0.11166530			0.10903211		

*TDS on Gross Dividend will be deducted as per Finance Act 2020 and Investor will received the Net Dividend.

Asset Allocation & Rating Profile (% of Net Assets) as on April 30, 2020



Quantum Dynamic Bond Fund Performance as on April 30, 2020

Mr. Pankaj Pathak is the Fund Manager effective from March 01, 2017.
For other Schemes Managed by Mr. Pankaj Pathak please see **page no.4**

Performance of the scheme

Quantum Dynamic Bond Fund - Direct Plan - Growth Option

Period	Scheme Returns (%)	Benchmark		Current Value ₹10,000 Invested at the beginning of a given period		
		CRISIL Composite Bond Fund Index Returns (%)	CRISIL 10 Year Gilt Index Returns (%)	Benchmark		Additional Benchmark
				Scheme (₹)	CRISIL Composite Bond Fund Index (₹)	
Since Inception (19th May 2015)	9.48	8.88	8.22	15,666	15,245	14,789
April 28, 2017 to April 30, 2020 (3 years)	8.37	8.33	7.52	12,737	12,723	12,438
April 30, 2019 to April 30, 2020 (1 year)	14.08	13.44	15.17	11,412	11,348	11,521

Past performance may or may not be sustained in the future.

Different Plans shall have a different expense structure.

Refer to the section "GIPS Compliance" on Page 4 for GIPS related disclosure.

The Scheme has been in existence for more than 3 year but has not yet completed 5 years period from inception.

Returns are net of total expenses and are calculated on the basis of Compounded Annualized Growth Rate (CAGR).

Performance of the scheme

Quantum Dynamic Bond Fund - Regular Plan - Growth Option

Period	Scheme Returns (%)	Benchmark		Current Value ₹10,000 Invested at the beginning of a given period		
		CRISIL Composite Bond Fund Index Returns (%)	CRISIL 10 Year Gilt Index Returns (%)	Benchmark		Additional Benchmark
				Scheme (₹)	CRISIL Composite Bond Fund Index (₹)	
Since Inception (01st Apr 2017)	8.14	8.13	6.87	12,732	12,725	12,276
April 28, 2017 to April 30, 2020 (3 years)	8.26	8.33	7.52	12,695	12,723	12,438
April 30, 2019 to April 30, 2020 (1 year)	13.93	13.44	15.17	11,397	11,348	11,521

Past performance may or may not be sustained in the future.

Different Plans shall have a different expense structure.

Refer to the section "GIPS Compliance" on Page 4 for GIPS related disclosure.

Returns are net of total expenses and are calculated on the basis of Compounded Annualized Growth Rate (CAGR).

Regular plan launched on 1 April 2017 but not yet completed 5 years period since its launch.

Portfolio as on April 30, 2020
QUANTUM DYNAMIC BOND FUND

Name of Instrument	Rating	Market Value In Lakhs	% to Net Assets
DEBT INSTRUMENTS			
A) Listed /Awaiting listing on Stock Exchanges			
I) Bonds		NIL	NIL
II) Government Securities			
1. 7.32% GOI (MD 28/01/2024)	Sovereign	3,223.17	53.20%
2. 6.45% GOI (MD 07/10/2029)	Sovereign	1,023.83	16.90%
3. 7.37% GOI (MD 16/04/2023)	Sovereign	268.09	4.43%
4. 7.27% GOI (MD 08/04/2026)	Sovereign	43.06	0.71%
Total of Government Securities		4,558.15	75.24%
B) Privately Placed/Unlisted		NIL	NIL
C) Securitized Debt Instruments		NIL	NIL
Total of Debt Instruments		4,558.15	75.24%
MONEY MARKET INSTRUMENTS			
A) TREPS*		1,437.97	23.74%
Net Receivable/(payable)		62.18	1.02%
Grand Total		6,058.30	100.00%

*Cash & Cash Equivalents

GIPS Compliance

- A) Quantum Asset Management Company Pvt. Ltd. claims compliance with the Global Investment Performance Standards (GIPS®). GIPS® is a registered trademark of CFA Institute. CFA Institute does not endorse or promote this organization, nor does it warrant the accuracy or quality of the content contained herein.
- B) Indian Rupee (INR) is the currency used to express performance and other statistics.

PERFORMANCE OF THE FUNDS MANAGED BY PANKAJ PATHAK

QUANTUM LIQUID FUND

Managing since March 01, 2017

Period	April 30, 2019 to Apr 30, 2020 (1 year)		April 28, 2017 to Apr 30, 2020 (3 year)		April 30, 2015 to Apr 30, 2020 (5 year)	
	Scheme Return (%)	Crisil Liquid Fund Index Returns# (%)	Scheme Return (%)	Crisil Liquid Fund Index Returns# (%)	Scheme Return (%)	Crisil Liquid Fund Index Returns# (%)
Quantum Liquid Fund - Direct Plan - Growth Option	5.44	6.25	6.09	6.91	6.44	7.15
Quantum Liquid Fund - Regular Plan - Growth Option	5.37	6.25	6.03	6.91	NA	NA

Past performance may or may not be sustained in the future.

#Benchmark returns.

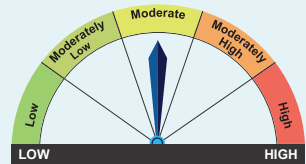
Returns are net of total expenses and are calculated on the basis of Compounded Annualized Growth Rate (CAGR)

Different Plans shall have different expense structure.

Mr. Pankaj Pathak manages 2 schemes of the Quantum Mutual Fund.

Regular plan launched on 1st April 2017 but not yet completed 5 years period since its launch.

Product Labeling

Name of the Scheme	This product is suitable for investors who are seeking*	Riskometer
Quantum Dynamic Bond Fund (An Open Ended Dynamic Debt Scheme Investing Across Duration)	<ul style="list-style-type: none"> Regular income over short to medium term and capital appreciation Investment in Debt / Money Market Instruments / Government Securities. 	 <p>Investors understand that their principal will be at Moderate Risk</p>

*Investors should consult their financial advisers if in doubt about whether the product is suitable for them.

Tax on Capital Gains#	Resident Individuals & HUF	FII's/ Overseas Financial Organisations	Partnership Firm	Non Resident Indians	Indian Companies	Foreign Companies
Long Term	20% with Indexation	10% without Indexation	20% with Indexation	10% without Indexation (on transfer of long term capital assets being unlisted securities)	20% with Indexation	10% without Indexation (on transfer of long term capital assets being unlisted securities)
Short Term	Maximum 30%	30%	30%	Maximum 30%	30%	40%

#The mentioned Tax Rates shall be increased by applicable surcharge, If any, Health and Education Cess @ 4% where ever as applicable. Equity oriented schemes will also attract Securities Transaction Tax (STT) @ 0.001% at the time of redemption and switch to other schemes.

TRANSACTION CHARGES: No Transaction Charges shall be deducted from the investment amount for applications received in the Regular Plan.