

**QUANTUM MULTI ASSET FUND OF FUNDS**

Mr. Chirag Mehta is managing the scheme since July 11, 2012.

Period	August 31, 2021 to August 30, 2022 (1 year)		August 30, 2019 to August 30, 2022 (3 years)		August 31, 2017 to August 30, 2022 (5 years)	
	Scheme Return (%)	Tier I - Benchmark# Returns (%)	Scheme Return (%)	Tier I - Benchmark# Returns (%)	Scheme Return (%)	Tier I - Benchmark# Returns (%)
Quantum Multi Asset Fund of Funds - Direct Plan - Growth Option	5.14%	5.25%	9.33%	11.62%	8.05%	10.87%
Quantum Multi Asset Fund of Funds - Regular Plan - Growth Option	4.76%	5.25%	8.97%	11.62%	7.77%	10.87%

Data as on August 31, 2022.

Past performance may or may not be sustained in the future. Load is not taken into consideration in Scheme Return Calculation.

#CRISIL Composite Bond Fund Index (20%) + S&P BSE Total Return Index (40%) + CRISIL Liquid Index (25%) + Domestic Price of Gold (15%)
It is a customized index and it is rebalanced daily.

Returns are net of total expenses and are calculated on the basis of Compounded Annualized Growth Rate (CAGR).

Different Plans shall have different expense structure.

Mr. Chirag Mehta manages 4 schemes of the Quantum Mutual Fund.

QUANTUM EQUITY FUND OF FUNDS

Mr. Chirag Mehta is managing the scheme since November 01, 2013.

Period	August 31, 2021 to August 30, 2022 (1 year)		August 30, 2019 to August 30, 2022 (3 years)		August 31, 2017 to August 30, 2022 (5 years)	
	Scheme Return (%)	Tier I - Benchmark# Returns (%)	Scheme Return (%)	Tier I - Benchmark# Returns (%)	Scheme Return (%)	Tier I - Benchmark# Returns (%)
Quantum Equity Fund of Funds - Direct Plan - Growth Option	2.31%	7.23%	17.31%	20.69%	10.70%	13.92%
Quantum Equity Fund of Funds - Regular Plan - Growth Option	2.07%	7.23%	17.02%	20.69%	10.47%	13.92%

Data as on August 31, 2022.

Past performance may or may not be sustained in the future. Load is not taken into consideration in Scheme Return Calculation.

#S&P BSE 200 TRI.

Returns are net of total expenses and are calculated on the basis of Compounded Annualized Growth Rate (CAGR).

Different Plans shall have different expense structure.

Mr. Chirag Mehta manages 4 schemes of the Quantum Mutual Fund.

QUANTUM GOLD SAVINGS FUND

Mr. Chirag Mehta is managing the scheme since May 19, 2011.

Period	August 31, 2021 to August 30, 2022 (1 year)		August 30, 2019 to August 30, 2022 (3 years)		August 31, 2017 to August 30, 2022 (5 years)	
	Scheme Return (%)	Tier I - Benchmark# Returns (%)	Scheme Return (%)	Tier I - Benchmark# Returns (%)	Scheme Return (%)	Tier I - Benchmark# Returns (%)
Quantum Gold Savings Fund - Direct Plan - Growth Option	7.28%	8.90%	8.88%	8.89%	10.44%	11.57%
Quantum Gold Savings Fund - Regular Plan - Growth Option	7.12%	8.90%	8.75%	8.89%	10.31%	11.57%

Data as on August 31, 2022.







Past performance may or may not be sustained in the future.

#Domestic Price of Gold.

Returns are net of total expenses and are calculated on the basis of Compounded Annualized Growth Rate (CAGR).

Different Plans shall have different expense structure.

Mr. Chirag Mehta manages 4 Schemes of the Quantum Mutual Fund.

Name of the Scheme & Tier I Benchmark	This product is suitable for investors who are seeking*	Risk-o-meter of Scheme	Risk-o-meter of Tier I Benchmark
<p>Quantum Multi Asset Fund of Funds</p> <p>(An Open Ended Fund of Funds Scheme Investing in schemes of Quantum Mutual Fund)</p> <p>Tier I Benchmark: CRISIL Composite Bond Fund Index (20%) + S&P BSE Total Return Index (40%) + CRISIL Liquid Index(25%) + Domestic Price of Gold (15%)</p>	<ul style="list-style-type: none"> • Long term capital appreciation and current income • Investments in portfolio of schemes of Quantum Mutual Fund whose underlying investments are in equity, debt / money market instruments and gold 	 <p>Investors understand that their principal will be at Moderately High Risk</p>	
<p>Quantum Equity Fund of Funds</p> <p>(An Open Ended Fund of Funds scheme Investing in Open Ended Diversified Equity Schemes of Mutual Funds)</p> <p>Tier I Benchmark: S&P BSE 200 TRI</p>	<ul style="list-style-type: none"> • Long term capital appreciation • Investments in portfolio of open-ended diversified equity schemes of mutual funds registered with SEBI whose underlying investments are in equity and equity related securities of diversified companies 	 <p>Investors understand that their principal will be at Very High Risk</p>	
<p>Quantum Gold Savings Fund</p> <p>(An Open Ended Fund of Fund Scheme Investing in Quantum Gold Fund)</p> <p>Tier I Benchmark: Domestic Price of Physical Gold</p>	<ul style="list-style-type: none"> • Long term returns • Investments in units of Quantum Gold Fund – Exchange Traded Fund whose underlying investments are in physical gold 	 <p>Investors understand that their principal will be at High Risk</p>	

*Investors should consult their financial advisers if in doubt about whether the product is suitable for them.
 The Risk Level of the Scheme in scheme Risk O Meter is basis it's portfolio as on August 31, 2022.
 The Risk Level of the Tier I Benchmark Index in the Risk O Meter is basis it's constituents as on August 31, 2022.