

QUANTUM INDIA ESG EQUITY FUND

An Open ended equity scheme investing in companies following Environment, Social and Governance (ESG) theme

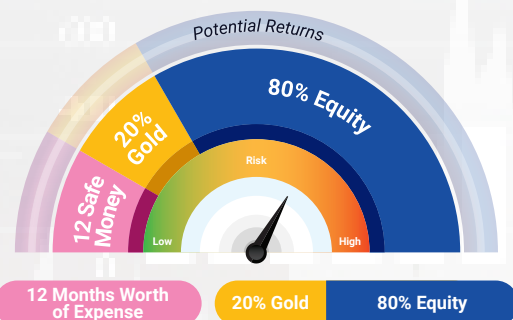
Investment Objective

To achieve long-term capital appreciation by investing in share of companies that meet Quantum's Environment, Social and Governance (ESG) criteria.

The sustainability objectives of the ESG strategy are:

- Achieving positive and above-average ESG profile
- Mitigating ESG risks and harnessing ESG opportunities, and
- Influencing overall positive behavior by investing in companies that promote sustainable products and services.

Invest in an ESG fund which is true to label



★ Scheme Features



Fund Manager

Mr. Chirag Mehta
Work experience: 19 years.

Ms. Sneha Joshi
Work experience: 9 years.
Both have been managing the fund since July 12, 2019.



Category of Scheme

Thematic Scheme



Inception Date (Date of Allotment)

July 12, 2019



Declaration of Net Asset Value (NAV)

Every Business Day



Entry / Sales Load

Not Applicable



Total Expense Ratio (As on month end)

TER specified are the actual expenses charged (i.e. effective rate) as at the end of the month

Direct Plan - Total TER = 0.97%

{Base TER 0.85% (Inclusive of 0.68% Management Fees & 0.17% Other Expenses) + 0.12% GST (18% GST on 0.68% Management Fees)}

Regular Plan - Total TER = 1.72%

{Base TER 1.60% (Inclusive of 0.68% Management Fees & 0.17% Other Expenses & 0.75% Distributor Commission) + 0.12% GST (18% GST on 0.68% Management Fees)}



TER effective 1st August 2023

Direct Plan - Total TER = 0.83%

{Base TER 0.73% (Inclusive of 0.56% Management Fees & 0.17% Other Expenses) + 0.10% GST (18% GST on 0.56% Management Fees)}

Regular Plan - Total TER = 2.08%

{Base TER 1.98% (Inclusive of 0.56% Management Fees & 0.17% Other Expenses & 1.25% Distributor Commission) + 0.10% GST (18% GST on 0.56% Management Fees)}



Benchmark Index

Tier I Benchmark - Nifty 100 ESG Total Return Index



Minimum Application Amount (Under each Option)

Purchase: ₹500/- and in multiples of ₹1/- thereafter.
Additional Purchase: ₹500/- and in multiples of ₹1/- thereafter.



Investment Options

Growth

QUANTUM INDIA ESG EQUITY FUND

An Open ended equity scheme investing in companies following Environment, Social and Governance (ESG) theme

Key Statistics

^^Standard Deviation 12.61%

^^Beta 0.83

^^Sharpe Ratio 1.16

Weighted Average ESG Score of the Scheme 67.22

SEBI Registered ESG Rating Provider (ERP)
Name is Stakeholders Empowerment Services (SES)

Brokerages & Commissions Details

Brokerages on Investments for July 2023 ₹16246.27

Distributor commissions paid during July 2023 ₹90,709.48

Portfolio Turnover Ratio (Last one year): 20.38%

★ Scheme Features



Redemption Proceeds

Processed through RTGS/NEFT mode on T+2 basis from the date of transaction where the investor's Bank details are available.

Processed through cheque on T+2 basis from the date of transaction where the required Bank details of investor are not available.



Exit Load

For complete details on Exit Load please refer page no. 4



Taxation[#]

The amount of Long Term Capital Gain in excess of Rs 1,00,000/- in a year will be taxable @ 10%. Tax on Short Term Capital Gains - 15%.

NAV (as on July 31, 2023)	Direct Plan (₹/Unit)	Regular Plan (₹/Unit)
Growth Option	19.07	18.54

AUM ₹(In Crores)

(as on July 31, 2023)

Average AUM*	Absolute AUM
69.72	70.90

*Cumulative Daily AUM / No of days in the month

[#]The mentioned Tax Rates shall be increased by applicable surcharge, If any, Health and Education Cess @ 4% where ever as applicable. Equity oriented schemes will also attract

Securities Transaction Tax (STT) @ 0.001% at the time of redemption and switch to other schemes.

Stamp Duty applicable on Investors subscription unit transactions including Switch in as per the rate mentioned in the Amendments to Indian Stamp Act,1899

TRANSACTION CHARGES: No Transaction Charges shall be deducted from the investment amount for applications received in the Regular Plan.

Brokerage and STT have been expensed out of the Scheme.

The Scheme is managed by **Mr. Chirag Mehta and Ms. Sneha Joshi**

Mr. Chirag Mehta is the Fund Manager and **Ms. Sneha Joshi** is the Associate Fund Manager managing the scheme since **July 12, 2019**.

For other Schemes Managed by Mr. Chirag Mehta please see page no. 6

 Performance of the Scheme

Direct Plan

Quantum India ESG Equity Fund - Direct Plan

Period	Scheme Returns (%)	Tier I - Benchmark [#] Returns (%)	Additional Benchmark Returns (%) ^{##}	Current Value ₹10,000 Invested at the beginning of a given period		
				Scheme Returns (₹)	Tier I - Benchmark [#] Returns (₹)	Additional Benchmark Returns (₹) ^{##}
Since Inception (12th Jul 2019)	17.24%	15.81%	15.64%	19,070	18,139	18,036
July 31, 2020 to July 31, 2023 (3 years)	22.52%	20.82%	22.38%	18,390	17,637	18,329
July 29, 2022 to July 31, 2023 (1 year)	15.69%	10.04%	16.93%	11,579	11,009	11,703

[#]NIFTY100 ESG TRI, ^{##}S&P BSE Sensex TRI.

Past performance may or may not be sustained in the future. Load is not taken into consideration in Scheme returns calculation.

Different Plans shall have a different expense structure.

Refer to the section "GIPS Compliance" on Page no. 6 for GIPS related disclosure.

Returns are net of total expenses and are calculated on the basis of Compounded Annualized Growth Rate (CAGR)

 Performance of the Scheme

Regular Plan

Quantum India ESG Equity Fund - Regular Plan

Period	Scheme Returns (%)	Tier I - Benchmark [#] Returns (%)	Additional Benchmark Returns (%) ^{##}	Current Value ₹10,000 Invested at the beginning of a given period		
				Scheme Returns (₹)	Tier I - Benchmark [#] Returns (₹)	Additional Benchmark Returns (₹) ^{##}
Since Inception (12th Jul 2019)	16.43%	15.81%	15.64%	18,540	18,139	18,036
July 31, 2020 to July 31, 2023 (3 years)	21.57%	20.82%	22.38%	17,965	17,637	18,329
July 29, 2022 to July 31, 2023 (1 year)	14.85%	10.04%	16.93%	11,494	11,009	11,703

[#]NIFTY100 ESG TRI, ^{##}S&P BSE Sensex TRI.

Past performance may or may not be sustained in the future. Load is not taken into consideration in Scheme returns calculation.

Different Plans shall have a different expense structure.

Refer to the section "GIPS Compliance" on Page no. 6 for GIPS related disclosure.

Returns are net of total expenses and are calculated on the basis of Compounded Annualized Growth Rate (CAGR)

Regular Plan was launched on 12th July 2019.

SIP Performance as on July 31, 2023

	Total Amount Invested (₹'000)	Mkt Value as on July 31, 23 (₹'000)	Tier I - Benchmark# Returns (₹'000)	Additional Benchmark Returns (₹'000)##	Returns (XIRR*) (%)	Tier I - Benchmark# Returns (%)	Additional Benchmark Returns (%)##
SIP Since Inception	480	679	660	683	17.66%	16.12%	17.99%
3 Years SIP	360	445	434	456	14.42%	12.57%	16.19%
1 Year SIP	120	133	130	133	20.86%	16.60%	20.44%

#NIFTY100 ESG TRI, ##S&P BSE Sensex TRI.

Past performance may or may not be sustained in the future. The above SIP performance is for Quantum India ESG Equity Fund - Direct plan - Growth option. Load is not taken into consideration using applicable NAV on the SIP day (5th of every month). Return on SIP and Benchmark are annualized and compounded investment return for cash flows resulting out of uniform and regular monthly subscriptions as on 5th day of every month (in case 5th is a non-Business Day, then the next Business Day) and have been worked out using the Excel spreadsheet function known as XIRR. XIRR calculates the internal rate of return for series of cash flow. Assuming ₹10,000 invested every month on 5th day of every month (in case 5th is a non-Business Day, then the next Business Day), and since inception returns from SIP are annualized and compounded investment return computed on the assumption that SIP installments were received across the time periods from the start date of SIP.

Returns are net of total expenses

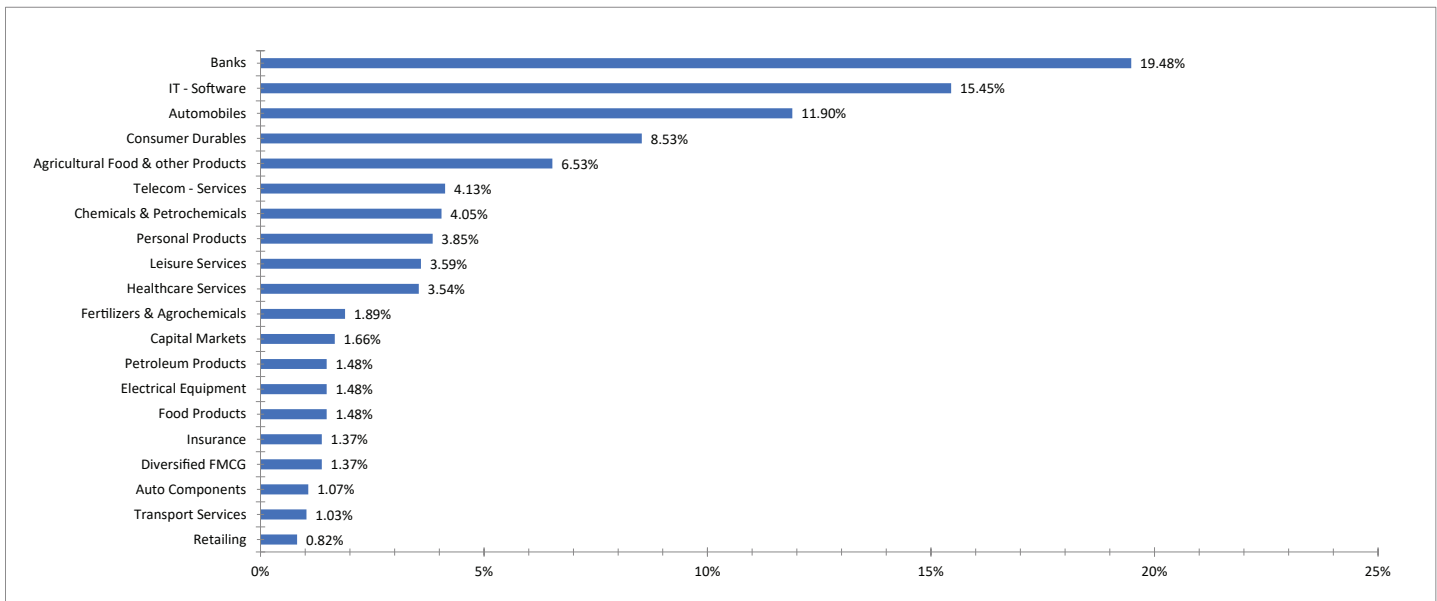
*XIRR - XIRR calculates the internal rate of return to measure and compare the profitability of series of investments.

Exit Load:

Provisions	% of Exit Load
10% of units If redeemed or switched out on or before 365 days from the date of allotment	NIL
Remaining 90% of units if redeemed or switched out on or before 365 days from the date of allotment	1%
If redeemed or switched out after 365 days from the date of allotment	NIL

Note: Redemptions / Switch outs of units will be done on First In First Out (FIFO) basis. The above mentioned load structure shall be equally applicable to the special facilities such as Systematic Withdrawal Plan (SWP) / Systematic Transfer Plan (STP) and Switches etc. However, no load shall be charged for switching between option / plan within the Scheme.

Industry Allocation (% of Net Assets) as on July 31, 2023





Portfolio as on July 31, 2023
QUANTUM INDIA ESG EQUITY FUND

Name of Instrument	Industry	Quantity	Market / Fair Value (₹ in Lakhs)	% to Net Assets	ESG Scores
EQUITY & EQUITY RELATED					
a. Listed / Awaiting listing on Stock Exchanges					
1. HDFC Bank Limited	Banks	35,256	582.15	8.21%	76.60
2. TVS Motor Company Limited	Automobiles	22,376	308.05	4.35%	62.40
3. Tata Communications Limited	Telecom - Services	16,316	293.06	4.13%	68.40
4. Tata Consultancy Services Limited	IT - Software	8,189	280.18	3.95%	73.80
5. The Indian Hotels Company Limited	Leisure Services	64,394	254.42	3.59%	75.70
6. ICICI Bank Limited	Banks	24,955	249.13	3.51%	68.70
7. Tata Consumer Products Limited	Agricultural Food & other Products	27,153	233.33	3.29%	66.30
8. Marico Limited	Agricultural Food & other Products	40,935	229.46	3.24%	63.40
9. Infosys Limited	IT - Software	16,706	226.48	3.19%	82.40
10. Tata Chemicals Limited	Chemicals & Petrochemicals	20,274	214.77	3.03%	71.80
11. Kotak Mahindra Bank Limited	Banks	10,803	200.56	2.83%	78.80
12. Syngene International Limited	Healthcare Services	24,139	192.17	2.71%	70.90
13. Tata Motors Limited	Automobiles	27,057	174.33	2.46%	65.20
14. Asian Paints Limited	Consumer Durables	4,943	166.94	2.35%	76.10
15. Wipro Limited	IT - Software	39,705	160.83	2.27%	81.00
16. Havells India Limited	Consumer Durables	11,482	153.18	2.16%	72.70
17. IndusInd Bank Limited	Banks	10,731	152.14	2.15%	77.00
18. Maruti Suzuki India Limited	Automobiles	1,547	151.93	2.14%	61.90
19. Axis Bank Limited	Banks	14,898	142.11	2.00%	81.60
20. Persistent Systems Limited	IT - Software	2,914	138.24	1.95%	72.40
21. Rallis India Limited	Fertilizers & Agrochemicals	61,370	134.25	1.89%	73.50
22. Hero MotoCorp Limited	Automobiles	3,978	127.44	1.80%	74.90
23. HCL Technologies Limited	IT - Software	9,881	110.34	1.56%	76.60
24. Tech Mahindra Limited	IT - Software	9,863	110.02	1.55%	80.10
25. Nestle India Limited	Food Products	465	104.87	1.48%	74.20
26. Thermax Limited	Electrical Equipment	4,026	104.66	1.48%	51.60
27. Castrol India Limited	Petroleum Products	72,269	104.61	1.48%	67.80
28. Titan Company Limited	Consumer Durables	3,387	101.75	1.44%	60.40
29. Colgate Palmolive (India) Limited	Personal Products	4,834	97.62	1.38%	70.30
30. Hindustan Unilever Limited	Diversified FMCG	3,793	97.13	1.37%	72.20
31. Godrej Consumer Products Limited	Personal Products	9,021	93.45	1.32%	60.00
32. HDFC Life Insurance Company Limited	Insurance	13,899	89.91	1.27%	74.80
33. Dabur India Limited	Personal Products	14,110	81.22	1.15%	70.90
34. Voltas Limited	Consumer Durables	10,373	80.92	1.14%	76.20
35. Bosch Limited	Auto Components	399	75.69	1.07%	56.10
36. Mahindra Logistics Limited	Transport Services	20,390	73.06	1.03%	69.90
37. Vinati Organics Limited	Chemicals & Petrochemicals	3,931	71.98	1.02%	46.58
38. Mphasis Limited	IT - Software	3,042	69.81	0.98%	75.10
39. Mahindra & Mahindra Limited	Automobiles	4,453	65.69	0.93%	64.60
40. Computer Age Management Services Limited	Capital Markets	2,700	63.64	0.90%	68.79
41. Dr. Lal Path Labs Limited	Healthcare Services	2,542	59.13	0.83%	67.34
42. Info Edge (India) Limited	Retailing	1,273	58.39	0.82%	58.50
43. The Federal Bank Limited	Banks	40,660	55.16	0.78%	80.20
44. Kansai Nerolac Paints Limited	Consumer Durables	16,300	54.67	0.77%	71.40
45. Central Depository Services (India) Limited	Capital Markets	4,386	53.98	0.76%	63.60
46. Crompton Greaves Consumer Electricals Limited	Consumer Durables	16,101	47.32	0.67%	53.60
47. Eicher Motors Limited	Automobiles	459	15.45	0.22%	69.00
48. ICICI Prudential Life Insurance Company Limited	Insurance	1,212	7.02	0.10%	77.50
b. Unlisted			NIL	NIL	
Total of all Equity			6,712.64	94.70%	
MONEY MARKET INSTRUMENTS					
a) TREPS			338.86	4.78%	
Net Receivable/(payable)			38.22	0.52%	
Grand Total			7,089.72	100.00%	



GIPS Compliance

- A) Quantum Asset Management Company Pvt. Ltd. claims compliance with the Global Investment Performance Standards (GIPS®). GIPS® is a registered trademark of CFA Institute. CFA Institute does not endorse or promote this organization, nor does it warrant the accuracy or quality of the content contained herein.
- B) Indian Rupee (INR) is the currency used to express performance and other statistics.



PERFORMANCE OF THE FUNDS MANAGED BY CHIRAG MEHTA

QUANTUM MULTI ASSET FUND OF FUNDS

Mr. Chirag Mehta is managing the scheme since July 11, 2012.

Period	July 29, 2022 to July 31, 2023 (1 year)		July 31, 2020 to July 31, 2023 (3 years)		July 31, 2018 to July 31, 2023 (5 years)	
	Scheme Return (%)	Tier I - Benchmark# Returns (%)	Scheme Return (%)	Tier I - Benchmark# Returns (%)	Scheme Return (%)	Tier I - Benchmark# Returns (%)
Quantum Multi Asset Fund of Funds - Direct Plan - Growth Option	11.60%	12.14%	9.72%	11.71%	9.05%	10.87%
Quantum Multi Asset Fund of Funds - Regular Plan - Growth Option	11.19%	12.14%	9.32%	11.71%	8.73%	10.87%

Past performance may or may not be sustained in the future. Load is not taken into consideration in Scheme Return Calculation.

#CRISIL Dynamic Bond A-III Index (20%) + CRISIL Liquid Debt A-I Index (25%) + Nifty 50 TRI (40%) + Domestic price of Gold (15%). w.e.f. April 3, 2023, benchmark of the scheme has been changed.

It is a customized index and it is rebalanced daily.

Returns are net of total expenses and are calculated on the basis of Compounded Annualized Growth Rate (CAGR).

Different Plans shall have different expense structure.

Mr. Chirag Mehta manages 4 schemes of the Quantum Mutual Fund.

QUANTUM EQUITY FUND OF FUNDS

Mr. Chirag Mehta is managing the scheme since November 01, 2013.

Period	July 29, 2022 to July 31, 2023 (1 year)		July 31, 2020 to July 31, 2023 (3 years)		July 31, 2018 to July 31, 2023 (5 years)	
	Scheme Return (%)	Tier I - Benchmark# Returns (%)	Scheme Return (%)	Tier I - Benchmark# Returns (%)	Scheme Return (%)	Tier I - Benchmark# Returns (%)
Quantum Equity Fund of Funds - Direct Plan - Growth Option	16.52%	16.09%	21.90%	24.13%	11.60%	13.38%
Quantum Equity Fund of Funds - Regular Plan - Growth Option	16.24%	16.09%	21.61%	24.13%	11.35%	13.38%

Past performance may or may not be sustained in the future. Load is not taken into consideration in Scheme Return Calculation.

#S&P BSE 200 TRI

Returns are net of total expenses and are calculated on the basis of Compounded Annualized Growth Rate (CAGR).

Different Plans shall have different expense structure.

Mr. Chirag Mehta manages 4 schemes of the Quantum Mutual Fund.

QUANTUM GOLD SAVINGS FUND

Mr. Chirag Mehta is managing the scheme since May 19, 2011.

Period	July 29, 2022 to July 31, 2023 (1 year)		July 31, 2020 to July 31, 2023 (3 years)		July 31, 2018 to July 31, 2023 (5 years)	
	Scheme Return (%)	Tier I - Benchmark# Returns (%)	Scheme Return (%)	Tier I - Benchmark# Returns (%)	Scheme Return (%)	Tier I - Benchmark# Returns (%)
Quantum Gold Savings Fund - Direct Plan - Growth Option	14.64%	15.37%	2.38%	3.54%	13.65%	14.89%
Quantum Gold Savings Fund - Regular Plan - Growth Option	14.47%	15.37%	2.25%	3.54%	13.51%	14.89%

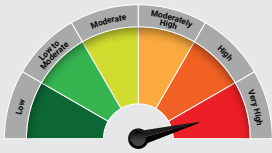
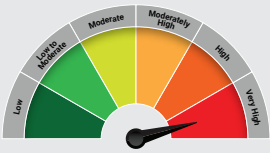
Past performance may or may not be sustained in the future.

#Domestic Price of Gold.

Returns are net of total expenses and are calculated on the basis of Compounded Annualized Growth Rate (CAGR).

Different Plans shall have different expense structure.

Mr. Chirag Mehta manages 4 Schemes of the Quantum Mutual Fund.

Name of the Scheme & Tier I Benchmark	This product is suitable for investors who are seeking*	Risk-o-meter of Scheme	Risk-o-meter of Tier I Benchmark
<p>Quantum India ESG Equity Fund</p> <p>(An Open ended equity scheme investing in companies following Environment, Social and Governance (ESG) theme)</p> <p>Tier I Benchmark: NIFTY100 ESG TRI</p>	<ul style="list-style-type: none"> Long term capital appreciation Invests in shares of companies that meet Quantum's Environment, Social, Governance (ESG) criteria 	 <p>Investors understand that their principal will be at Very High Risk</p>	

*Investors should consult their financial advisers if in doubt about whether the product is suitable for them.

^^ Note:
Since the scheme has not completed 3 years data will not be available.