

# QUANTUM SMALL CAP FUND

An Open Ended-Equity Scheme Predominantly Investing in Small Cap Stocks



## Fund Details (as on December 31, 2024)

**Category of Scheme** Small Cap Fund

### Investment Objective

The Investment Objective of the Scheme to generate capital appreciation by investing predominantly in Small Cap Stocks.

There is no assurance that the investment objective of the scheme will be achieved.

### Inception Date (Date of Allotment)

November 03, 2023

### Benchmark Index

BSE 250 Small Cap TRI

### Declaration of Net Asset Value (NAV)

Every Business Day

### NAV of Plans/Options (as on December 31, 2024)

	Direct (₹/Unit)	Regular (₹/Unit)
Growth	12.36	12.14

### AUM ₹ (In Crores) (as on December 31, 2024)

Average AUM\* : 103.02

Absolute AUM : 103.67

\*Cumulative Daily AUM / No of days in the month

### Fund Manager

**Mr. Chirag Mehta** (Work experience: 22 years)

He has been managing this fund effective from November 03, 2023.

**Mrs. Abhilasha Satale** (Work experience: 18 years)

She has been managing this fund effective from November 03, 2023.

### Entry Load

Not Applicable

### Exit Load

• NIL: If 10% of units If redeemed or switched out on or before 365 days from the date of allotment.

• 1%: If Remaining 90% of units if redeemed or switched out on or before 365 days from the date of allotment.

• NIL: If redeemed or switched out after 365 days from the date of allotment.

Note: Redemptions / Switch outs of units will be done on First In First Out (FIFO) basis. The above-mentioned load structure shall be equally applicable to the special facilities such as Systematic Withdrawal Plan (SWP) / Systematic Transfer Plan (STP) and Switches etc. However, no load shall be charged for switching between option / plan within the Scheme.

### Total Expense Ratio (As on month end)

Direct Plan – Total TER : 0.60%

Regular Plan – Total TER : 2.10%

TER specified are the actual expenses charged (i.e. effective rate) as at the end of the month.

### Minimum Application Amount (Under each Option)

Purchase: ₹500/- and in multiples of ₹1/- thereafter.

Additional Purchase: ₹500/- and in multiples of ₹1/- thereafter/ 50 units.

### Brokerages & Commissions Details

Brokerages on Investments for December 2024: ₹ 88,695.00

Distributor commissions for December 2024: ₹ 4,66,601.00

Portfolio Turnover Ratio (Last one year): 12.31%

### Redemption Proceeds

Processed through RTGS/NEFT mode on T+2 basis from the date of transaction where the investor's Bank details are available.

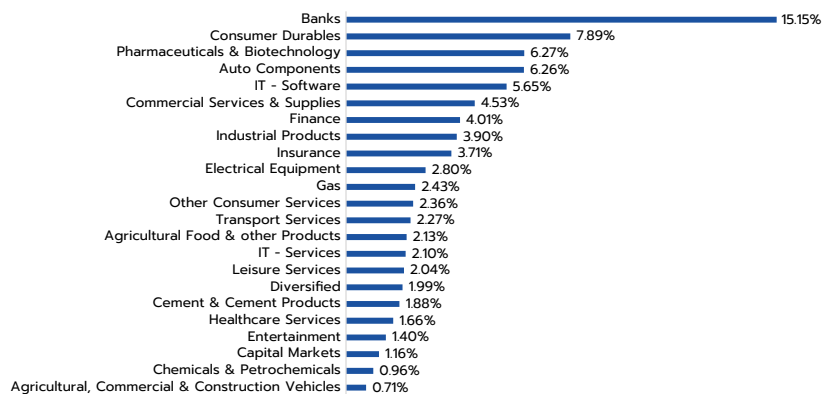
Processed through cheque on T+2 basis from the date of transaction where the required Bank details of investor are not available.

## Portfolio as on December 31, 2024

Name of Instrument	Industry	% to NAV	Annualised Yield to Maturity
<b>EQUITY &amp; EQUITY RELATED</b>			
<b>A) Listed / Awaiting listing on Stock Exchanges</b>			
1. Supriya Lifescience Ltd	Pharmaceuticals & Biotechnology	3.35%	
2. Eris Lifesciences Ltd	Pharmaceuticals & Biotechnology	2.92%	
3. Crompton Greaves Consumer Electricals Ltd	Consumer Durables	2.83%	
4. Karur Vysya Bank Ltd	Banks	2.68%	
5. CMS Info System Ltd	Commercial Services & Supplies	2.62%	
6. EPL Ltd	Industrial Products	2.58%	
7. Gujarat State Petronet Ltd	Gas	2.43%	
8. HDFC Bank Ltd	Banks	2.42%	
9. MPS Ltd	Other Consumer Services	2.36%	
10. CSB Bank Ltd	Banks	2.33%	
11. ICICI Prudential Life Insurance Company Ltd	Insurance	2.32%	
12. Genus Power Infrastructures Ltd	Electrical Equipment	2.32%	
13. City Union Bank Ltd	Banks	2.19%	
14. CCL Products (India) Ltd	Agricultural Food & other Products	2.13%	
15. Aavas Financiers Ltd	Finance	2.11%	
16. Cyient Ltd	IT - Services	2.10%	
17. Lemon Tree Hotels Ltd	Leisure Services	2.04%	
18. Mastek Ltd	IT - Software	2.02%	
19. Mayur Uniquoters Ltd	Consumer Durables	2.00%	
20. Godrej Industries Ltd	Diversified	1.99%	
21. InterGlobe Aviation Ltd	Transport Services	1.95%	
22. TeamLease Services Ltd	Commercial Services & Supplies	1.91%	
23. Carysil Ltd	Consumer Durables	1.90%	
24. Can Fin Homes Ltd	Finance	1.90%	
25. Nuvoco Vistas Corporation Ltd	Cement & Cement Products	1.88%	
26. Kotak Mahindra Bank Ltd	Banks	1.86%	
27. Craftsman Automation Ltd	Auto Components	1.73%	
28. Sandhar Technologies Ltd	Auto Components	1.65%	
29. Lumax Industries Ltd	Auto Components	1.64%	
30. Birlasoft Ltd	IT - Software	1.55%	
31. IndusInd Bank Ltd	Banks	1.48%	
32. PVR INOX Ltd	Entertainment	1.40%	
33. Star Health And Allied Insurance Company Ltd	Insurance	1.39%	
34. Equitas Small Finance Bank Ltd	Banks	1.37%	
35. Kirloskar Pneumatic Company Ltd	Industrial Products	1.32%	
36. Krishna Institute Of Medical Sciences Ltd	Healthcare Services	1.27%	
37. V-Guard Industries Ltd	Consumer Durables	1.16%	
38. Wipro Ltd	IT - Software	1.10%	
39. Infosys Ltd	IT - Software	0.98%	
40. S H Kelkar and Company Ltd	Chemicals & Petrochemicals	0.96%	
41. Sansera Engineering Ltd	Auto Components	0.93%	
42. UTI Asset Management Company Ltd	Capital Markets	0.71%	
43. Sanghvi Movers Ltd	Agricultural, Commercial & Construction Vehicles	0.71%	
44. ICICI Bank Ltd	Banks	0.60%	
45. TD Power Systems Ltd	Electrical Equipment	0.48%	
46. Computer Age Management Services Ltd	Capital Markets	0.45%	
47. Narayana Hrudayalaya Ltd	Healthcare Services	0.39%	
48. Mahindra Logistics Ltd	Transport Services	0.32%	
49. Exide Industries Ltd	Auto Components	0.31%	
50. IDFC First Bank Ltd	Banks	0.22%	
<b>B) Unlisted</b>		<b>NIL</b>	
<b>Total of all Equity</b>		<b>83.26%</b>	
<b>MONEY MARKET INSTRUMENTS</b>			
<b>A. TREPS*</b>		<b>16.12%</b>	<b>6.72%</b>
<b>Net Receivable/(payable)</b>		<b>0.62%</b>	
<b>Grand Total</b>		<b>100.00%</b>	

\* Cash & Cash Equivalents

## Industry Allocation (% of Net Assets) as on December 31, 2024



# QUANTUM SMALL CAP FUND

An Open Ended-Equity Scheme Predominantly Investing in Small Cap Stocks



## If you had invested INR 10,000 every month

### SIP Performance as on December 31, 2024

	Since Inception	1 Year
Total Amount Invested (₹'000)	140	120
Mkt Value of scheme as on December 31, 24 (₹'000)	153	128
Tier I - Benchmark* Returns (₹'000)	157	130
Additional Benchmark** Returns (₹'000)	147	123
Returns (XIRR) (%)	15.19%	13.54%
Tier I - Benchmark* Returns (₹'000)	19.92%	15.60%
Additional Benchmark** Returns (%)	7.73%	4.70%

#BSE 250 Small Cap TRI, ## BSE Sensex TRI

**Past performance may or may not be sustained in the future.** The above SIP performance is for Quantum Small Cap Fund - Direct plan - Growth option. Load is not taken into consideration using applicable NAV on the SIP day (5th of every month). Return on SIP and Benchmark are annualized and compounded investment return for cash flows resulting out of uniform and regular monthly subscriptions as on 5th day of every month (in case 5th is a non-Business Day, then the next Business Day) and have been worked out using the Excel spreadsheet function known as XIRR. XIRR calculates the internal rate of return for series of cash flow. Assuming ₹10,000 invested every month on 5th day of every month (in case 5th is a non-Business Day, then the next Business Day), the 1 year, 3 years, 5 years, 7 years, 10 years and since inception returns from SIP are annualized and compounded investment return computed on the assumption that SIP installments were received across the time periods from the start date of SIP from the end of the relevant period viz. 1 year, 3 years, 5 years, 7 years, 10 years and since inception. \*XIRR - XIRR calculates the internal rate of return to measure and compare the profitability of series of investments. Returns are net of total expenses.

### GIPS Compliance

- Quantum Asset Management Company Pvt. Ltd. claims compliance with the Global Investment Performance Standards (GIPS®). GIPS® is a registered trademark of CFA Institute. CFA Institute does not endorse or promote this organization, nor does it warrant the accuracy or quality of the content contained herein.
- Indian Rupee (INR) is the currency used to express performance and other statistics.

### Product Label

Name of the Scheme and Benchmark	This product is suitable for investors who are seeking*	Risk-o-meter of Scheme	Risk-o-meter of Tier I Benchmark
<b>Quantum Small Cap Fund</b> (An Open Ended-Equity Scheme Predominantly Investing in Small Cap Stocks) Tier I Benchmark: BSE 250 Small Cap TRI	<ul style="list-style-type: none"> <li>Long term capital appreciation</li> <li>Investment in Small Cap Stock</li> </ul>	<p>The risk of the scheme is Very High Risk</p>	<p>The risk of the benchmark is Very High Risk</p>

\*Investors should consult their financial advisers if in doubt about whether the product is suitable for them.

#### Note:

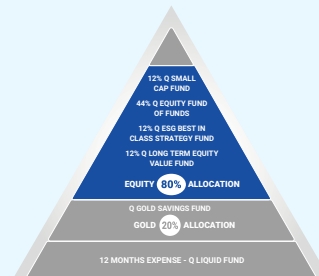
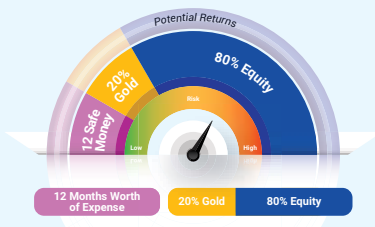
Stamp Duty applicable on Investors subscription unit transactions including Switch in as per the rate mentioned in the Amendments to Indian Stamp Act, 1899

TRANSACTION CHARGES: No Transaction Charges shall be deducted from the investment amount for applications received in the Regular Plan

Brokerage and STT have been expensed out of the Scheme.

Please [click here](#) for more details on taxation

## Choose a Small-Cap Fund with a Big Difference – QSCF in our Asset Allocation Strategy



Please note the above is a suggested asset allocation and not to be considered as an investment advice or recommendation.



Know More

# Performance of the Scheme

## Quantum Small Cap Fund as on December 31, 2024

Quantum Small Cap Fund - Direct Plan - Growth Option				Current Value ₹10,000 Invested at the beginning of a given period		
Period	Scheme Returns (%)	Tier I - Benchmark <sup>#</sup> Returns (%)	Additional Benchmark Returns (%) <sup>##</sup>	Scheme Returns (₹)	Tier I - Benchmark <sup>#</sup> Returns (₹)	Additional Benchmark Returns (₹) <sup>##</sup>
Since Inception (November 03, 2023)	20.01%	36.07%	19.44%	12,360	14,302	12,292
1 Year	17.01%	24.89%	9.41%	11,716	12,511	10,949
Quantum Small Cap Fund - Regular Plan - Growth Option				Current Value ₹10,000 Invested at the beginning of a given period		
Period	Scheme Returns (%)	Tier I - Benchmark <sup>#</sup> Returns (%)	Additional Benchmark Returns (%) <sup>##</sup>	Scheme Returns (₹)	Tier I - Benchmark <sup>#</sup> Returns (₹)	Additional Benchmark Returns (₹) <sup>##</sup>
Since Inception (November 03, 2023)	18.17%	36.07%	19.44%	12,140	14,302	12,292
1 Year	15.26%	24.89%	9.41%	11,540	12,511	10,949

#BSE 250 Small Cap TRI; ## BSE Sensex TRI

Past performance may or may not be sustained in the future. Load is not taken into consideration in scheme returns calculation.

Different Plans shall have a different expense structure.

Returns are net of total expenses and are calculated on the basis of Compounded Annualized Growth Rate (CAGR)

# Fund Manager wise Performance

As on December 31, 2024



## Performance of the Funds Managed by Mr. Chirag Mehta

### Quantum Multi Asset Fund of Funds

Mr. Chirag Mehta is managing the scheme since July 11, 2012.

Period	1 Year		3 Years		5 Years	
	Scheme Return (%)	Tier I - Benchmark# Returns (%)	Scheme Return (%)	Tier I - Benchmark# Returns (%)	Scheme Return (%)	Tier I - Benchmark# Returns (%)
Quantum Multi Asset Fund of Funds - Direct Plan - Growth Option	12.02%	10.87%	10.92%	10.43%	10.77%	11.56%
Quantum Multi Asset Fund of Funds - Regular Plan - Growth Option	11.64%	10.87%	10.52%	10.43%	10.39%	11.56%

**Past performance may or may not be sustained in the future.** Load is not taken into consideration in Scheme Return Calculation. #CRISIL Dynamic Bond A-III Index (20%) + CRISIL Liquid Debt A-I Index (25%) + Nifty 50 TRI (40%) + Domestic price of Gold (15%). w.e.f. April 3, 2023, benchmark of the scheme has been changed. It is a customized index and it is rebalanced daily. Returns are net of total expenses and are calculated on the basis of Compounded Annualized Growth Rate (CAGR). Different Plans shall have different expense structure. Mr. Chirag Mehta manages 7 Schemes of the Quantum Mutual Fund.

### Quantum Equity Fund of Funds

Mr. Chirag Mehta is managing the scheme since November 01, 2013.

Period	1 Year		3 Years		5 Years	
	Scheme Return (%)	Tier I - Benchmark# Returns (%)	Scheme Return (%)	Tier I - Benchmark# Returns (%)	Scheme Return (%)	Tier I - Benchmark# Returns (%)
Quantum Equity Fund of Funds - Direct Plan - Growth Option	19.60%	14.59%	14.18%	14.69%	17.24%	18.08%
Quantum Equity Fund of Funds - Regular Plan - Growth Option	19.32%	14.59%	13.91%	14.69%	16.96%	18.08%

**Past performance may or may not be sustained in the future.** Load is not taken into consideration in Scheme Return Calculation. #BSE 200 TRI. Returns are net of total expenses and are calculated on the basis of Compounded Annualized Growth Rate (CAGR). Different Plans shall have different expense structure. Mr. Chirag Mehta manages 7 Schemes of the Quantum Mutual Fund.

### Quantum Gold Savings Fund

Mr. Chirag Mehta is managing the scheme since May 19, 2011.

Period	1 Year		3 Years		5 Years	
	Scheme Return (%)	Tier I - Benchmark# Returns (%)	Scheme Return (%)	Tier I - Benchmark# Returns (%)	Scheme Return (%)	Tier I - Benchmark# Returns (%)
Quantum Gold Savings Fund - Direct Plan - Growth Option	19.09%	19.87%	15.52%	16.33%	13.06%	14.00%
Quantum Gold Savings Fund - Regular Plan - Growth Option	18.90%	19.87%	15.35%	16.33%	12.90%	14.00%

**Past performance may or may not be sustained in the future.** #Domestic Price of Gold. Returns are net of total expenses and are calculated on the basis of Compounded Annualized Growth Rate (CAGR). Different Plans shall have different expense structure. Mr. Chirag Mehta manages 7 Schemes of the Quantum Mutual Fund.

### Quantum ESG Best In Class Strategy Fund

Mr. Chirag Mehta Co-managing the scheme along with Ms. Sneha Joshi since July 12, 2019.

Period	1 Year		3 Years		5 Years	
	Scheme Return (%)	Tier I - Benchmark# Returns (%)	Scheme Return (%)	Tier I - Benchmark# Returns (%)	Scheme Return (%)	Tier I - Benchmark# Returns (%)
Quantum ESG Best In Class Strategy Fund - Direct Plan - Growth Option	16.40%	12.66%	12.42%	10.52%	18.62%	17.01%
Quantum ESG Best In Class Strategy Fund - Regular Plan - Growth Option	14.98%	12.66%	11.32%	10.52%	17.61%	17.01%

**Past performance may or may not be sustained in the future.**

Different Plans shall have a different expense structure.

Returns are net of total expenses and are calculated on the basis of Compounded Annualized Growth Rate (CAGR).

Mr. Chirag Mehta manages 7 schemes

#NIFTY100 ESG TRI

Please note that Ms. Sneha Joshi has ceased to be the Fund Manager of Quantum ESG Best In Class Strategy Fund with effect from October 11, 2024.

**Note: Name of Quantum India ESG Equity Fund has been changed to Quantum ESG Best In Class Strategy Fund effective from 1st February, 2024.**

### Quantum Gold Fund

Mr. Chirag Mehta is the Fund Manager effective from June 01, 2024.

Period	1 Year		3 Years		5 Years	
	Scheme Return (%)	Tier I - Benchmark# Returns (%)	Scheme Return (%)	Tier I - Benchmark# Returns (%)	Scheme Return (%)	Tier I - Benchmark# Returns (%)
Quantum Gold Fund - Growth Option	18.76%	19.87%	15.27%	16.33%	12.99%	14.00%

**Past performance may or may not be sustained in the future.**

Different Plans shall have a different expense structure.

Returns are net of total expenses and are calculated on the basis of Compounded Annualized Growth Rate (CAGR).

Mr. Chirag Mehta manages 7 schemes.

#Domestic Price of Physical Gold

**The Performance of Quantum Multi Asset Allocation Fund and Quantum Ethical Fund will be disclosed on completion of 1 year since its inception in terms of SEBI Master Circular No. SEBI/HO/IMD/IMD-PoD-1/P/CIR/2024/90 dated June 27, 2024**