

# Quantum ESG Best In Class Strategy Fund

An Open-ended equity scheme investing in companies following Environment, Social and Governance (ESG) theme assessed through a Best In Class Strategy

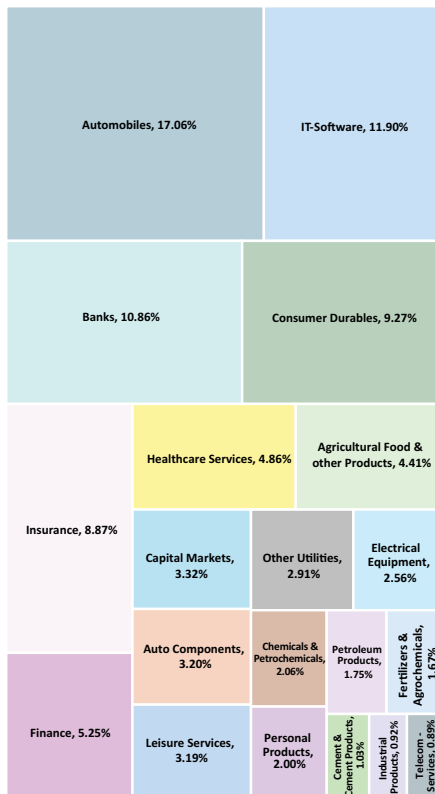
**Investment Objective:** The Investment Objective of the scheme is to achieve long-term capital appreciation by investing in share of companies identified based on the Environment, Social and Governance (ESG) theme following Best in Class Strategy. There is no assurance that the Investment Objective of the Scheme will be achieved.

## Scheme Portfolio as on January 31, 2026

Name of Instrument	% to NAV
TVS Motor Company Ltd	6.23%
HDFC Bank Ltd	5.00%
Persistent Systems Ltd	3.49%
The Indian Hotels Company Ltd	3.19%
ICICI Lombard General Insurance Company Ltd	3.18%
Marico Ltd	3.14%
Kotak Mahindra Bank Ltd	3.06%
HDFC Life Insurance Company Ltd	3.03%
Bajaj Finance Ltd	2.89%
Infosys Ltd	2.71%
ICICI Prudential Life Insurance Company Ltd	2.66%
Mahindra & Mahindra Ltd	2.57%
Bajaj Finserv Ltd	2.36%
Tata Consultancy Services Ltd	2.32%
HCL Technologies Ltd	2.13%
Bosch Ltd	2.11%
Central Depository Services (India) Ltd	1.91%
Maruti Suzuki India Ltd	1.90%
Titan Company Ltd	1.87%
The Federal Bank Ltd	1.77%
Total Equity Holdings	97.90%
Treps <sup>5</sup> & Others	2.10%
Grand Total	100.00%

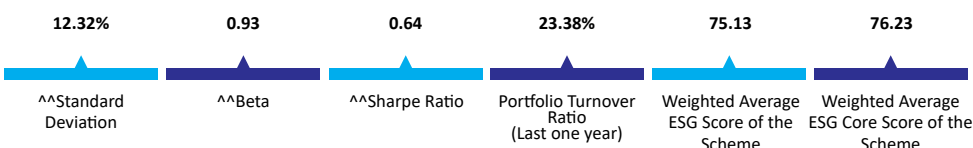
<sup>5</sup>Short term instrument

## Portfolio Classification by Sector Allocation (%)



Total no. of Equity Stocks: 52

## Quantitative Indicators as on January 30, 2026



SEBI Registered ESG Rating Provider (ERP); Name is Stakeholders Empowerment Services (SES)

## Fund Performance as on January 30, 2026

Quantum ESG Best In Class Strategy Fund - Regular Plan - Growth Option				Current Value ₹10,000 Invested at the beginning of a given period		
Period	Scheme Returns (%)	Tier I - Benchmark* Returns (%)	Additional Benchmark** Returns (%)	Scheme Returns (₹)	Tier I - Benchmark* Returns (₹)	Additional Benchmark** Returns (₹)
1 year	0.22%	11.39%	7.44%	10,022	11,136	10,742
3 years	12.07%	16.32%	12.77%	14,076	15,740	14,342
5 years	11.68%	14.54%	13.54%	17,385	19,729	18,882
Since Inception*	13.59%	15.35%	13.50%	23,070	25,520	22,951

#NIFTY100 ESG TRI, ##BSE Sensex TRI. \*Inception date - July 12, 2019. Past performance may or may not be sustained in the future. Load is not taken into consideration in Scheme returns calculation. Different Plans shall have a different expense structure. Returns are net of total expenses and are calculated on the basis of Compounded Annualized Growth Rate (CAGR)

### ^^Note:

Risk Free Rate assumed to be 5.53% (FBI Overnight MIBOR for 30th January 2026) for calculating Sharpe Ratio. Standard Deviation, Sharpe Ratio & Beta are calculated on Annualised basis using 3 years history of monthly returns. Please [click here](#) for more details on taxation.

**Inception Date** July 12, 2019

## Benchmark Index

Tier I Benchmark - NIFTY100 ESG TRI

## Fund Managers Details

Fund Managers	Experience	Managing Fund Since
Mr. Chirag Mehta (Fund Manager)	23 years	July 12, 2019
Mr. Rajorshi Palit (Associate Fund Manager)	4 years	November 04, 2024

## AUM ₹ (In Crores) (as on January 31, 2026)

Average AUM\*: 100.29

Absolute AUM: 97.93

\*Cumulative Daily AUM / No of days in the month

## NAV (as on January 30, 2026)

	Direct(₹/Unit)	Regular(₹/Unit)
Growth Option	24.52	23.07

## Minimum Investment Amount

Purchase: ₹500/- and in multiples of ₹1/- thereafter.

Additional Purchase: ₹500/- and multiples of Re.1/- thereafter /50 units.

## Exit Load

- NIL: If 10% of units If redeemed or switched out on or before 365 days from the date of allotment
- 1%: If Remaining 90% of units if redeemed or switched out on or before 365 days from the date of allotment
- NIL: If redeemed or switched out after 365 days from the date of allotment

Note: Redemptions, Switch, Systematic Withdrawal Plan (SWP) and Systematic Transfer Plan (STP) will be processed on First In First Out (FIFO) basis and the applicable exit load will be charged. However, no exit load will be charged for switches between option /plan within the scheme.

## Entry Load

Not Applicable

## Total Expense Ratios (As on month end)

Direct Plan – Total TER	0.75%
Regular Plan – Total TER	2.18%

TER specified are the actual expenses charged (i.e. effective rate) as at the end of the month and are inclusive of GST on Management Fees.

## Redemption Proceeds

Processed through RTGS/NEFT mode on T+2 basis from the date of transaction where the investor's Bank details are available. Processed through cheque on T+2 basis from the date of transaction where the required Bank details of investor are not available.

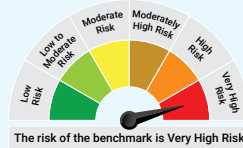
### This product is suitable for investors who are seeking\*

- Long Term Capital Appreciation
- Invests in shares of companies following Environment, Social and Governance (ESG) theme assessed through a Best In Class Strategy

### Risk-o-meter of Scheme



### Risk-o-meter of Tier I Benchmark



\*Investors should consult their financial advisers if in doubt about whether the product is suitable for them.



Scan for complete portfolio

# Quantum ESG Best In Class Strategy Fund

An Open-ended equity scheme investing in companies following Environment, Social and Governance (ESG) theme assessed through a Best In Class Strategy



## SIP Performance

As on January 31, 2026

Quantum ESG Best In Class Strategy Fund - Direct Plan	Since Inception	5 Years	3 Years	1 Year
Total Amount Invested (₹'000)	780	600	360	120
Mkt Value of scheme (₹'000)	1,190	763	402	119
Tier I - Benchmark <sup>a</sup> Value (₹'000)	1,269	816	434	127
Additional Benchmark <sup>***</sup> Value (₹'000)	1,199	783	412	123
Scheme Returns (XIRR) (%)	12.87%	9.60%	7.29%	-1.59%
Tier I - Benchmark <sup>a</sup> Returns (%)	14.82%	12.33%	12.56%	10.68%
Additional Benchmark <sup>***</sup> Returns (%)	13.08%	10.61%	8.97%	5.23%
Quantum ESG Best In Class Strategy Fund - Regular Plan	Since Inception	5 Years	3 Years	1 Year
Total Amount Invested (₹'000)	780	600	360	120
Mkt Value of scheme (₹'000)	1,142	739	393	118
Tier I - Benchmark <sup>a</sup> Value (₹'000)	1,269	816	434	127
Additional Benchmark <sup>***</sup> Value (₹'000)	1,199	783	412	123
Scheme Returns (XIRR) (%)	11.61%	8.30%	5.84%	-2.99%
Tier I - Benchmark <sup>a</sup> Returns (%)	14.82%	12.33%	12.56%	10.68%
Additional Benchmark <sup>***</sup> Returns (%)	13.08%	10.61%	8.97%	5.23%

#NIFTY100 ESG TRI, ##BSE Sensex TRI. **Past performance may or may not be sustained in the future.** The above SIP performance is for Quantum ESG Best In Class Strategy Fund - Direct Plan and Regular Plan - Growth option. Load is not taken into consideration using applicable NAV on the SIP day (5th of every month). Return on SIP and Benchmark are annualized and compounded investment return for cash flows resulting out of uniform and regular monthly subscriptions as on 5th day of every month (in case 5th is a non-Business Day, then the next Business Day) and have been worked out using the Excel spreadsheet function known as XIRR. XIRR calculates the internal rate of return for series of cash flow. Assuming ₹10,000 invested every month on 5th day of every month (in case 5th is a non-Business Day, then the next Business Day), and since inception returns from SIP are annualized and compounded investment return computed on the assumption that SIP installments were received across the time periods from the start date of SIP. Returns are net of total expenses \*XIRR - XIRR calculates the internal rate of return to measure and compare the profitability of series of investments.

## Performance of the scheme

As on January 31, 2026

Quantum ESG Best In Class Strategy Fund - Direct Plan - Growth Option				Current Value ₹10,000 Invested at the beginning of a given period		
Period	Scheme Returns (%)	Tier I - Benchmark <sup>a</sup> Returns (%)	Additional Benchmark Returns (%) <sup>***</sup>	Scheme Returns (₹)	Tier I - Benchmark <sup>a</sup> Returns (₹)	Additional Benchmark Returns (₹) <sup>***</sup>
1 Year	1.62%	11.39%	7.44%	10,162	11,136	10,742
3 Years	13.45%	16.32%	12.77%	14,604	15,740	14,342
5 Years	12.85%	14.54%	13.54%	18,312	19,729	18,882
Since Inception (12th Jul 2019)	14.65%	15.35%	13.50%	24,520	25,520	22,951

#NIFTY100 ESG TRI, ##BSE Sensex TRI. **Past performance may or may not be sustained in the future.** Load is not taken into consideration in Scheme returns calculation. Different Plans shall have a different expense structure. Returns are net of total expenses and are calculated on the basis of Compounded Annualized Growth Rate (CAGR)

## Performance of the Funds Managed by Mr. Chirag Mehta. Total Schemes Managed - 8

### Quantum Multi Asset Active FOF\*

Mr. Chirag Mehta is managing the scheme since July 11, 2012.

Ms. Sneha Pandey is managing the scheme since April 01, 2025.

Ms. Mansi Vasa is managing the scheme since April 01, 2025.

Period	1 Year		3 Years		5 Years	
	Scheme Return (%)	Tier I - Benchmark <sup>a</sup> Returns (%)	Scheme Return (%)	Tier I - Benchmark <sup>a</sup> Returns (%)	Scheme Return (%)	Tier I - Benchmark <sup>a</sup> Returns (%)
Quantum Multi Asset Active FOF - Direct Plan - Growth Option	16.59%	18.50%	14.57%	14.94%	11.66%	12.68%
Quantum Multi Asset Active FOF - Regular Plan - Growth Option	16.16%	18.50%	14.17%	14.94%	11.26%	12.68%

**Past performance may or may not be sustained in the future.** Load is not taken into consideration in Scheme Return Calculation. #CRISIL Dynamic Bond A-III Index (20%) + CRISIL Liquid Debt A-I Index (25%) + Nifty 50 TRI (40%) + Domestic price of Gold (15%). It is a customized index and it is rebalanced daily. Returns are net of total expenses and are calculated on the basis of Compounded Annualized Growth Rate (CAGR). Different Plans shall have different expense structure. Mr. Chirag Mehta manages 8 Schemes, Ms. Sneha Pandey manages 4 Schemes and Ms. Mansi Vasa manages 2 Schemes of the Quantum Mutual Fund. \*The name of Quantum Multi Asset Fund of Funds has been changed to Quantum Multi Asset Active FOF effective from August 29, 2025.

## Quantum ESG Best In Class Strategy Fund

An Open-ended equity scheme investing in companies following Environment, Social and Governance (ESG) theme assessed through a Best In Class Strategy



### Quantum Diversified Equity All Cap Active FOF \*\*

Mr. Chirag Mehta is managing the scheme since November 01, 2013. Mr. Piyush Singh is managing the scheme since April 01, 2025.

Period	1 Year		3 Years		5 Years	
	Scheme Return (%)	Tier I - Benchmark <sup>#</sup> Returns (%)	Scheme Return (%)	Tier I - Benchmark <sup>#</sup> Returns (%)	Scheme Return (%)	Tier I - Benchmark <sup>#</sup> Returns (%)
Quantum Diversified Equity All Cap Active FOF - Direct Plan - Growth Option	7.89%	7.76%	16.78%	16.41%	15.39%	16.42%
Quantum Diversified Equity All Cap Active FOF - Regular Plan - Growth Option	7.59%	7.76%	16.49%	16.41%	15.10%	16.42%

Past performance may or may not be sustained in the future. Load is not taken into consideration in Scheme Return Calculation. #BSE 500 TRI. Returns are net of total expenses and are calculated on the basis of Compounded Annualized Growth Rate (CAGR). Different Plans shall have different expense structure. Mr. Chirag Mehta manages 8 Schemes and Mr. Piyush Singh manages 1 Scheme of the Quantum Mutual Fund. \*\*The name of Quantum Equity Fund of Funds has been changed to Quantum Diversified Equity All Cap Active FOF effective from August 29, 2025.

### Quantum Gold Savings Fund

Mr. Chirag Mehta is managing the scheme since May 19, 2011.

Period	1 Year		3 Years		5 Years	
	Scheme Return (%)	Tier I - Benchmark <sup>#</sup> Returns (%)	Scheme Return (%)	Tier I - Benchmark <sup>#</sup> Returns (%)	Scheme Return (%)	Tier I - Benchmark <sup>#</sup> Returns (%)
Quantum Gold Savings Fund - Direct Plan - Growth Option	91.05%	101.33%	39.33%	42.04%	25.15%	27.36%
Quantum Gold Savings Fund - Regular Plan - Growth Option	90.40%	101.33%	39.03%	42.04%	24.92%	27.36%

Past performance may or may not be sustained in the future. #Domestic Price of Gold. Returns are net of total expenses and are calculated on the basis of Compounded Annualized Growth Rate (CAGR). Different Plans shall have different expense structure. Mr. Chirag Mehta manages 8 Schemes of the Quantum Mutual Fund.

### Quantum Gold Fund

Mr. Chirag Mehta is managing the scheme since June 01, 2024.

Period	1 Year		3 Years		5 Years	
	Scheme Return (%)	Tier I - Benchmark <sup>#</sup> Returns (%)	Scheme Return (%)	Tier I - Benchmark <sup>#</sup> Returns (%)	Scheme Return (%)	Tier I - Benchmark <sup>#</sup> Returns (%)
Quantum Gold Fund	98.67%	101.33%	40.53%	42.04%	26.11%	27.36%

Past performance may or may not be sustained in the future. The Scheme being Exchange Traded Fund has one plan to invest through stock exchange and having a single expense structure. Returns are net of total expenses and are calculated on the basis of Compounded Annualized Growth Rate (CAGR). Mr. Chirag Mehta manages 8 schemes of the Quantum Mutual Fund. #Domestic Price of Gold

### Quantum Small Cap Fund

Mr. Chirag Mehta is managing the scheme since November 03, 2023. Mrs. Abhilasha Satale is managing the scheme since November 03, 2023.

Period	1 Year	
	Scheme Return (%)	Tier I - Benchmark <sup>#</sup> Returns (%)
Quantum Small Cap Fund - Direct Plan - Growth Option	8.54%	-0.99%
Quantum Small Cap Fund - Regular Plan - Growth Option	6.85%	-0.99%

Past performance may or may not be sustained in the future. Load is not taken into consideration in scheme returns calculation. Different Plans shall have a different expense structure. Returns are net of total expenses and are calculated on the basis of Compounded Annualized Growth Rate (CAGR). Mr. Chirag Mehta manages 8 schemes and Mrs. Abhilasha Satale manages 1 Scheme of the Quantum Mutual Fund. #BSE 250 SmallCap TRI

### Quantum Multi Asset Allocation Fund

Mr. Chirag Mehta is managing the scheme since March 07, 2024. Ms. Sneha Pandey is managing the scheme since April 01, 2025  
Ms. Mansi Vasa is managing the scheme since April 01, 2025.

Period	1 Year	
	Scheme Return (%)	Tier I - Benchmark <sup>#</sup> Returns (%)
Quantum Multi Asset Allocation Fund - Direct Plan - Growth Option	15.25%	19.14%
Quantum Multi Asset Allocation Fund - Regular Plan - Growth Option	13.45%	19.14%

Past performance may or may not be sustained in the future. Load is not taken into consideration in scheme returns calculation. Different Plans shall have a different expense structure. Returns are net of total expenses and are calculated on the basis of Compounded Annualized Growth Rate (CAGR). Mr. Chirag Mehta manages 8 Schemes, Ms. Sneha Pandey manages 4 Schemes and Ms. Mansi Vasa manages 2 Schemes of the Quantum Mutual Fund. #NIFTY 50 TRI (40%) + CRISIL Short Duration Debt A-II Index (45%) + Domestic Price of Gold (15%)

The Performance of Quantum Ethical Fund will be disclosed on completion of 1 year since its inception in terms of SEBI Master Circular No. SEBI/HO/IMD/IMD-PoD-1/P/CIR/2024/90 dated June 27, 2024

### Quantum Ethical Fund

Mr. Chirag Mehta is managing the scheme since December 20, 2024.

Period	1 Year	
	Scheme Return (%)	Tier I - Benchmark <sup>#</sup> Returns (%)
Quantum Ethical Fund - Direct Plan - Growth Option	-1.15%	0.03%
Quantum Ethical Fund - Regular Plan - Growth Option	-2.61%	0.03%

Past performance may or may not be sustained in the future. Load is not taken into consideration in scheme returns calculation. Different Plans shall have a different expense structure. Returns are net of total expenses and are calculated on the basis of Compounded Annualized Growth Rate (CAGR). Mr. Chirag Mehta manages 8 schemes of the Quantum Mutual Fund. #NIFTY 500 Shariah TRI