

# Quantum Dynamic Bond Fund

An Open-ended Dynamic Debt Scheme Investing Across Duration.  
A relatively high interest rate risk and relatively low credit risk



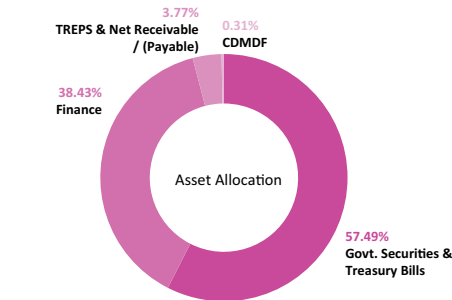
**Investment Objective:** To generate income and capital appreciation through active management of a portfolio consisting of short term and long term debt and money market instruments. There is no assurance that the investment objective of the Scheme will be achieved.

## Scheme Portfolio as on November 30, 2025

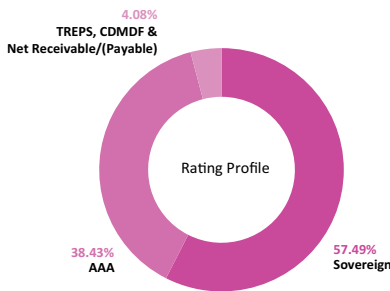
| Name of Instrument                                     | Rating     | % to NAV       |
|--|------------|----------------|
| <b>Government Securities</b>                           |            | <b>48.21%</b>  |
| 6.48% GOI (MD 06/10/2035)                              | SOV        | 12.69%         |
| 6.28% GOI (MD 14/07/2032)                              | SOV        | 8.39%          |
| 6.68% GOI (MD 07/07/2040)                              | SOV        | 8.28%          |
| 7.09% GOI (MD 05/08/2054)                              | SOV        | 8.25%          |
| 7.09% GOI (MD 25/11/2074)                              | SOV        | 8.10%          |
| 6.33% GOI (MD 05/05/2035)                              | SOV        | 2.50%          |
| 7.3% GOI (MD 19/06/2053)                               | SOV        | 0.00%          |
| <b>Corporate Debt</b>                                  |            | <b>38.43%</b>  |
| Power Finance Corporation Ltd                          | CRISIL AAA | 8.70%          |
| HUDCO  | CRISIL AAA | 8.45%          |
| IRFC   | CRISIL AAA | 8.41%          |
| NABARD   | CRISIL AAA | 4.35%          |
| SIDBI  | CRISIL AAA | 4.31%          |
| National Housing Bank                                  | IND AAA    | 4.21%          |
| State Government Securities                            |            | 9.28%          |
| 7.7% Maharashtra SDL (MD 08/11/2034)                   | SOV        | 4.39%          |
| 7.05% Tamilnadu SDL (MD 17/09/2031)                    | SOV        | 4.27%          |
| 7.07% Gujarat SDL (MD 24/09/2032)                      | SOV        | 0.62%          |
| <b>Total of Debt Instruments</b>                       |            | <b>95.92%</b>  |
| <b>TREPS &amp; Others*</b>                             |            | <b>3.77%</b>   |
| <b>Corporate Debt Market Development Fund Class A2</b> |            | <b>0.31%</b>   |
| <b>Grand Total</b>                                     |            | <b>100.00%</b> |

\*Includes net receivables / payables if any

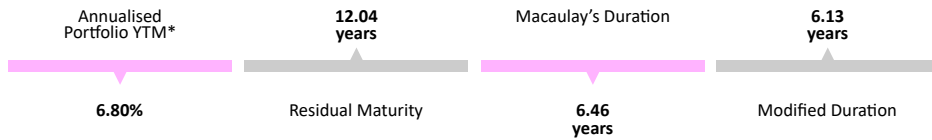
## Asset Allocation (%) as on November 30, 2025



## Rating Profile (%) as on November 30, 2025



## Portfolio Information as on November 30, 2025



As on November 30, 2025; \*in case of semi annual YTM, it will be annualised

## Fund Performance as on November 28, 2025

| Quantum Dynamic Bond Fund - Regular Plan - Growth Option |                    |                                 |                                    | Current Value ₹10,000 Invested at the beginning of a given period |                                 |                                    |
|--|--------------------|---------------------------------|------------------------------------|---|---------------------------------|------------------------------------|
| Period   | Scheme Returns (%) | Tier I - Benchmark* Returns (%) | Additional Benchmark** Returns (%) | Scheme Returns (₹)  | Tier I - Benchmark* Returns (₹) | Additional Benchmark** Returns (₹) |
| 1 year   | 6.56%              | 7.09%                           | 7.09%                              | 10,654  | 10,707                          | 10,707                             |
| 3 years  | 7.57%              | 7.69%                           | 8.07%                              | 12,446  | 12,485                          | 12,620                             |
| 5 years  | 6.08%              | 5.74%                           | 5.21%                              | 13,435  | 13,225                          | 12,895                             |
| 7 years  | 7.32%              | 7.73%                           | 6.74%                              | 16,402  | 16,840                          | 15,792                             |
| Since Inception*   | 6.84%              | 7.08%                           | 5.81%                              | 17,741  | 18,096                          | 16,309                             |

#CRISIL Dynamic Bond A-III Index, ##CRISIL 10 Year Gilt Index. \*Inception date - April 01, 2017. Past performance may or may not be sustained in the future. Different Plans shall have a different expense structure. Returns are net of total expenses and are calculated on the basis of Compounded Annualized Growth Rate (CAGR).

## Income Distribution History

| Record Date | Gross IDCW per unit (₹)<br>Individual/Non Individual |              |
|-------------|--|--------------|
|             | Direct Plan  | Regular Plan |
| 25-Sep-25   | 0.05053955   | 0.04682264   |
| 27-Oct-25   | 0.05575921   | 0.05199705   |
| 25-Nov-25   | 0.04544219   | 0.04197817   |

\*Investors are paid IDCW post deduction of TDS on Gross IDCW as applicable as per Finance Act 2020

Note:  
Please [click here](#) for more details on taxation.

**Inception Date** 19 May, 2015

## Benchmark Index

Tier I Benchmark - CRISIL Dynamic Bond A-III Index

## Fund Managers Details

| Fund Managers     | Experience | Managing Fund Since |
|-------------------|------------|---------------------|
| Ms. Sneha Pandey  | 8 years    | April 01, 2025      |
| Mr. Mayur Chauhan | 16 years   | July 01, 2025       |

## AUM ₹ (In Crores) (as on November 30, 2025)

Average AUM\*: 118.25

Absolute AUM: 118.00

\*Cumulative Daily AUM / No of days in the month

## NAV (as on November 28, 2025)

|              | Direct (₹/Unit) | Regular (₹/Unit) |
|--------------|-----------------|------------------|
| Monthly IDCW | 10.3443         | 10.4048          |
| Growth       | 22.1512         | 21.7565          |

## Minimum Investment Amount

Purchase: ₹500/- and in multiples of ₹1/- thereafter.

Additional Purchase: ₹500/- and in multiples of ₹1/- thereafter / 50 units

## Exit Load

Nil

## Entry Load

Not Applicable

## Total Expense Ratios (As on month end)

|                          |       |
|--------------------------|-------|
| Direct Plan – Total TER  | 0.51% |
| Regular Plan – Total TER | 1.02% |

TER specified are the actual expenses charged (i.e. effective rate) as at the end of the month and are inclusive of GST on Management Fees.

## Redemption Proceeds

Processed through RTGS/NEFT mode on T+1 basis from the date of transaction where the investor's Bank details are available.

Processed through cheque on T+1 basis from the date of transaction where the required Bank details of investor are not available.

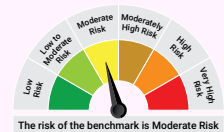
## This product is suitable for investors who are seeking\*

- Regular income over short to medium term and capital appreciation
- Investment in Debt / Money Market Instruments / Government Securities

## Risk-o-meter of Scheme



## Risk-o-meter of Tier I Benchmark



\*Investors should consult their financial advisers if in doubt about whether the product is suitable for them.

## PRC Matrix

| Credit Risk →               | Relatively Low (Class A) | Moderate (Class B) | Relatively High (Class C) |
|-----------------------------|--------------------------|--------------------|---------------------------|
| Interest Rate Risk ↓        |                          |                    |                           |
| Relatively Low (Class I)    |                          |                    |                           |
| Moderate (Class II)         |                          |                    |                           |
| Relatively High (Class III) | A-III                    |                    |                           |



Scan for complete portfolio

# Quantum Dynamic Bond Fund

An Open-ended Dynamic Debt Scheme Investing Across Duration. A relatively high interest rate risk and relatively low credit risk



## Performance of the scheme

As on November 28, 2025

| Quantum Dynamic Bond Fund - Direct Plan - Growth Option |                    |   |  | Current Value ₹10,000 Invested at the beginning of a given period |   |  |
|---|--------------------|---|--|---|---|--|
| Period  | Scheme Returns (%) | Tier I - Benchmark <sup>a</sup> Returns (%) | Additional Benchmark Returns (%) <sup>aa</sup> | Scheme Returns (₹)  | Tier I - Benchmark <sup>a</sup> Returns (₹) | Additional Benchmark Returns (₹) <sup>aa</sup> |
| 1 Year  | 7.06%              | 7.09%                                       | 7.09%  | 10,704  | 10,707                                      | 10,707   |
| 3 Years   | 7.99%              | 7.69%                                       | 8.07%  | 12,591  | 12,485                                      | 12,620   |
| 5 Years   | 6.37%              | 5.74%                                       | 5.21%  | 13,624  | 13,225                                      | 12,895   |
| 7 Years   | 7.58%              | 7.73%                                       | 6.74%  | 16,673  | 16,840                                      | 15,792   |
| 10 Years  | 7.75%              | 7.57%                                       | 6.62%  | 21,103  | 20,745                                      | 18,994   |
| Since Inception (19th May 2015)                         | 7.84%              | 7.61%                                       | 6.62%  | 22,151  | 21,669                                      | 19,648   |

#CRISIL Dynamic Bond A-III Index, ##CRISIL 10 Year Gilt Index. **Past performance may or may not be sustained in the future.** Different Plans shall have a different expense structure. Returns are net of total expenses and are calculated on the basis of Compounded Annualized Growth Rate (CAGR).

## Performance of the Funds Managed by Ms. Sneha Pandey. Total Schemes Managed - 4

### Quantum Liquid Fund

Ms. Sneha Pandey is managing the scheme since April 01, 2025.

Mr. Mayur Chauhan is managing the scheme since July 01, 2025.

| Period   | 1 Year            |   | 3 Years           |   | 5 Years           |   |
|--|-------------------|---|-------------------|---|-------------------|---|
|  | Scheme Return (%) | Tier I - Benchmark <sup>a</sup> Returns (%) | Scheme Return (%) | Tier I - Benchmark <sup>a</sup> Returns (%) | Scheme Return (%) | Tier I - Benchmark <sup>a</sup> Returns (%) |
| Quantum Liquid Fund - Direct Plan - Growth Option  | 6.27%             | 6.50%                                       | 6.74%             | 6.95%                                       | 5.55%             | 5.80%                                       |
| Quantum Liquid Fund - Regular Plan - Growth Option | 6.16%             | 6.50%                                       | 6.63%             | 6.95%                                       | 5.44%             | 5.80%                                       |

**Past performance may or may not be sustained in the future.** Load is not taken into consideration in scheme returns calculation. #CRISIL Liquid Debt A-I Index. Returns are net of total expenses and are calculated on the basis of Compounded Annualized Growth Rate (CAGR). Different Plans shall have different expense structure. Ms. Sneha Pandey manages 4 schemes of the Quantum Mutual Fund. Mr. Mayur Chauhan manages 2 schemes of the Quantum Mutual Fund.

### Quantum Multi Asset Allocation Fund

Mr. Chirag Mehta is managing the scheme since March 07, 2024.

Ms. Sneha Pandey is managing the scheme since April 01, 2025.

Ms. Mansi Vasa is managing the scheme since April 01, 2025.

| Period   | 1 Year            |   |
|--|-------------------|---|
|  | Scheme Return (%) | Tier I - Benchmark <sup>a</sup> Returns (%) |
| Quantum Multi Asset Allocation Fund - Direct Plan - Growth Option  | 13.26%            | 16.46%                                      |
| Quantum Multi Asset Allocation Fund - Regular Plan - Growth Option | 11.37%            | 16.46%                                      |

**Past performance may or may not be sustained in the future.** Load is not taken into consideration in scheme returns calculation. Different Plans shall have a different expense structure. Returns are net of total expenses and are calculated on the basis of Compounded Annualized Growth Rate (CAGR). Mr. Chirag Mehta manages 8 Schemes, Ms. Sneha Pandey manages 4 Schemes and Ms. Mansi Vasa manages 2 Schemes of the Quantum Mutual Fund. #NIFTY 50 TRI (40%) + CRISIL Short Duration Debt A-II Index (45%) + Domestic Price of Gold (15%)

### Quantum Multi Asset Active FOF\*

Mr. Chirag Mehta is managing the scheme since July 11, 2012.

Ms. Sneha Pandey is managing the scheme since April 01, 2025.

Ms. Mansi Vasa is managing the scheme since April 01, 2025.

| Period  | 1 Year            |   | 3 Years           |   | 5 Years           |   |
|---|-------------------|---|-------------------|---|-------------------|---|
|   | Scheme Return (%) | Tier I - Benchmark <sup>a</sup> Returns (%) | Scheme Return (%) | Tier I - Benchmark <sup>a</sup> Returns (%) | Scheme Return (%) | Tier I - Benchmark <sup>a</sup> Returns (%) |
| Quantum Multi Asset Active FOF - Direct Plan - Growth Option  | 14.33%            | 15.78%                                      | 13.49%            | 13.55%                                      | 11.53%            | 12.57%                                      |
| Quantum Multi Asset Active FOF - Regular Plan - Growth Option | 13.91%            | 15.78%                                      | 13.08%            | 13.55%                                      | 11.12%            | 12.57%                                      |

**Past performance may or may not be sustained in the future.** Load is not taken into consideration in Scheme Return Calculation. #CRISIL Dynamic Bond A-III Index (20%) + CRISIL Liquid Debt A-I Index (25%) + Nifty 50 TRI (40%) + Domestic price of Gold (15%). It is a customized index and it is rebalanced daily. Returns are net of total expenses and are calculated on the basis of Compounded Annualized Growth Rate (CAGR). Different Plans shall have different expense structure. Mr. Chirag Mehta manages 8 Schemes, Ms. Sneha Pandey manages 4 Schemes and Ms. Mansi Vasa manages 2 Schemes of the Quantum Mutual Fund. \*The name of Quantum Multi Asset Fund of Funds has been changed to Quantum Multi Asset Active FOF effective from August 29, 2025.