

# QUANTUM INDIA ESG EQUITY FUND

An Open ended equity scheme investing in companies following Environment, Social and Governance (ESG) theme

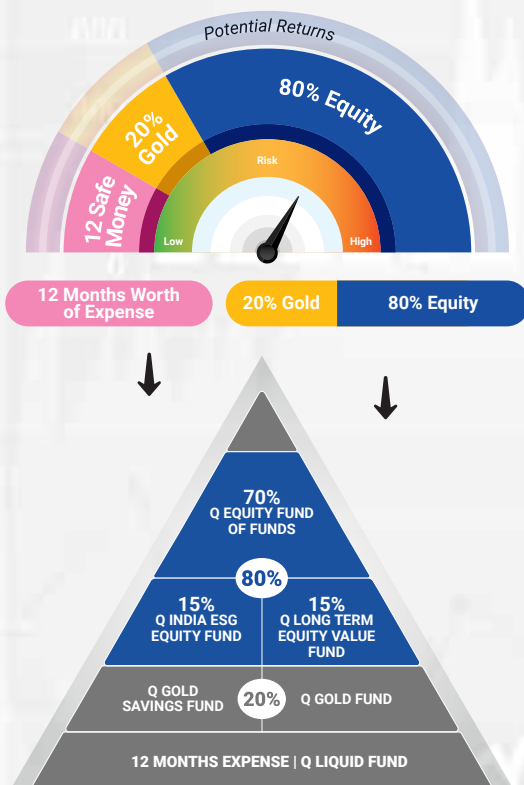
## Investment Objective

To achieve long-term capital appreciation by investing in share of companies that meet Quantum's Environment, Social and Governance (ESG) criteria.

**The sustainability objectives of the ESG strategy are:**

- Achieving positive and above-average ESG profile
- Mitigating ESG risks and harnessing ESG opportunities, and
- Influencing overall positive behavior by investing in companies that promote sustainable products and services.

## Invest in an ESG fund which is true to label



\*Please note the above is a suggested fund allocation and not to be considered as an investment advice or recommendation.

## ★ Scheme Features



### Fund Manager

**Mr. Chirag Mehta**  
Work experience: 19 years.

**Ms. Sneha Joshi**  
Work experience: 9 years.  
Both have been managing the fund since July 12, 2019.



### Category of Scheme

Thematic Scheme



### Inception Date (Date of Allotment)

July 12, 2019



### Declaration of Net Asset Value (NAV)

Every Business Day



### Entry / Sales Load

Not Applicable



### Total Expense Ratio (As on month end)

TER specified are the actual expenses charged (i.e. effective rate) as at the end of the month

#### Direct Plan - Total TER = 0.94%

{Base TER 0.83% (Inclusive of 0.59% Management Fees & 0.24% Other Expenses) + 0.11% GST (18% GST on 0.59% Management Fees)}

#### Regular Plan - Total TER = 1.69%

{Base TER 1.58% (Inclusive of 0.59% Management Fees & 0.24% Other Expenses & 0.75% Distributor Commission) + 0.11% GST (18% GST on 0.59% Management Fees)}



### Benchmark Index

Tier I Benchmark - Nifty 100 ESG Total Return Index



### Minimum Application Amount (Under each Option)

Purchase: ₹500/- and in multiples of ₹1/- thereafter.  
Additional Purchase: ₹500/- and in multiples of ₹1/- thereafter.



### Investment Options

Growth

# QUANTUM INDIA ESG EQUITY FUND

An Open ended equity scheme investing in companies following Environment, Social and Governance (ESG) theme

## Key Statistics

^^Standard Deviation 19.60%

^^Beta 0.89

^^Sharpe Ratio 0.72

Weighted Average ESG Score of the Scheme 63.93

## Brokerages & Commissions Details

Brokerages on Investments for July 2022 ₹11,889.11

Distributor commissions for July 2022 ₹73,013.78

Portfolio Turnover Ratio (Last one year): 12.45%

## ★ Scheme Features



### Redemption Proceeds

Processed through RTGS/NEFT mode on T+3 basis from the date of transaction where the investor's Bank details are available.

Processed through cheque on T+3 basis from the date of transaction where the required Bank details of investor are not available.



### Exit Load

For complete details on Exit Load please refer page no. 4



### Taxation<sup>#</sup>

The amount of Long Term Capital Gain in excess of Rs 1,00,000/- in a year will be taxable @ 10%. Tax on Short Term Capital Gains - 15%.

NAV (as on July 29, 2022)	Direct Plan (₹/Unit)	Regular Plan (₹/Unit)
Growth Option	16.47	16.13

### AUM ₹(In Crores)

(as on July 31, 2022)

Average AUM*	Absolute AUM
58.82	61.18

\*Cumulative Daily AUM / No of days in the month

<sup>#</sup>The mentioned Tax Rates shall be increased by applicable surcharge, If any, Health and Education Cess @ 4% where ever as applicable. Equity oriented schemes will also attract

Securities Transaction Tax (STT) @ 0.001% at the time of redemption and switch to other schemes.

Stamp Duty applicable on Investors subscription unit transactions including Switch in as per the rate mentioned in the Amendments to Indian Stamp Act,1899

**TRANSACTION CHARGES:** No Transaction Charges shall be deducted from the investment amount for applications received in the Regular Plan.



The Scheme is managed by **Mr. Chirag Mehta and Ms. Sneha Joshi**

**Mr. Chirag Mehta** is the Fund Manager and **Ms. Sneha Joshi** is the Associate Fund Manager managing the scheme since **July 12, 2019**.

For other Schemes Managed by Mr. Chirag Mehta please see page no. 6 & 7



## Performance of the Scheme

## Direct Plan

## Quantum India ESG Equity Fund - Direct Plan

Period	Scheme Returns (%)	Tier I - Benchmark <sup>#</sup> Returns (%)	Additional Benchmark Returns (%) <sup>##</sup>	Current Value ₹10,000 Invested at the beginning of a given period		
				Scheme Returns (₹)	Tier I - Benchmark <sup>#</sup> Returns (₹)	Additional Benchmark Returns (₹) <sup>##</sup>
Since Inception (12th Jul 2019)	17.76%	17.78%	15.22%	16,470	16,476	15,411
July 31, 2019 to July 29, 2022 (3 years)	18.83%	19.55%	16.72%	16,772	17,080	15,893
July 30, 2021 to July 29, 2022 (1 year)	1.67%	6.68%	10.78%	10,167	10,666	11,075

<sup>#</sup>NIFTY100 ESG TRI, <sup>##</sup>S&P BSE Sensex TRI.

**Past performance may or may not be sustained in the future.** Load is not taken into consideration in Scheme returns calculation.

Different Plans shall have a different expense structure.

Refer to the section "GIPS Compliance" on Page no. 6 for GIPS related disclosure.

Returns are net of total expenses and are calculated on the basis of Compounded Annualized Growth Rate (CAGR)



## Performance of the Scheme

## Regular Plan

## Quantum India ESG Equity Fund - Regular Plan

Period	Scheme Returns (%)	Tier I - Benchmark <sup>#</sup> Returns (%)	Additional Benchmark Returns (%) <sup>##</sup>	Current Value ₹10,000 Invested at the beginning of a given period		
				Scheme Returns (₹)	Tier I - Benchmark <sup>#</sup> Returns (₹)	Additional Benchmark Returns (₹) <sup>##</sup>
Since Inception (12th Jul 2019)	16.96%	17.78%	15.22%	16,130	16,476	15,411
July 31, 2019 to July 29, 2022 (3 years)	18.01%	19.55%	16.72%	16,426	17,080	15,893
July 30, 2021 to July 29, 2022 (1 year)	0.88%	6.68%	10.78%	10,088	10,666	11,075

<sup>#</sup>NIFTY100 ESG TRI, <sup>##</sup>S&P BSE Sensex TRI.

**Past performance may or may not be sustained in the future.** Load is not taken into consideration in Scheme returns calculation.

Different Plans shall have a different expense structure.

Refer to the section "GIPS Compliance" on Page no. 6 for GIPS related disclosure.

Returns are net of total expenses and are calculated on the basis of Compounded Annualized Growth Rate (CAGR)

Regular Plan was launched on 1st April 2017.

## SIP Performance as on July 29, 2022

	Total Amount Invested (₹'000)	Mkt Value as on July 29, 22 (₹'000)	Tier I - Benchmark# Returns (₹'000)	Additional Benchmark Returns (₹'000)##	Returns (XIRR*) (%)	Tier I - Benchmark# Returns (%)	Additional Benchmark Returns (%)##
SIP Since Inception	360.00	471.95	480.79	470.77	18.63%	19.97%	18.45%
3 Years SIP	360.00	471.95	480.79	470.77	18.63%	19.97%	18.45%
1 Year SIP	120.00	118.82	119.66	122.18	-1.88%	-0.54%	3.51%

#NIFTY100 ESG TRI, ##S&P BSE Sensex TRI.

**Past performance may or may not be sustained in the future.** The above SIP performance is for Quantum India ESG Equity Fund - Direct plan - Growth option. Load is not taken into consideration using applicable NAV on the SIP day (5th of every month). Return on SIP and Benchmark are annualized and compounded investment return for cash flows resulting out of uniform and regular monthly subscriptions as on 5th day of every month (in case 5th is a non-Business Day, then the next Business Day) and have been worked out using the Excel spreadsheet function known as XIRR. XIRR calculates the internal rate of return for series of cash flow. Assuming ₹10,000 invested every month on 5th day of every month (in case 5th is a non-Business Day, then the next Business Day), and since inception returns from SIP are annualized and compounded investment return computed on the assumption that SIP installments were received across the time periods from the start date of SIP.

Returns are net of total expenses

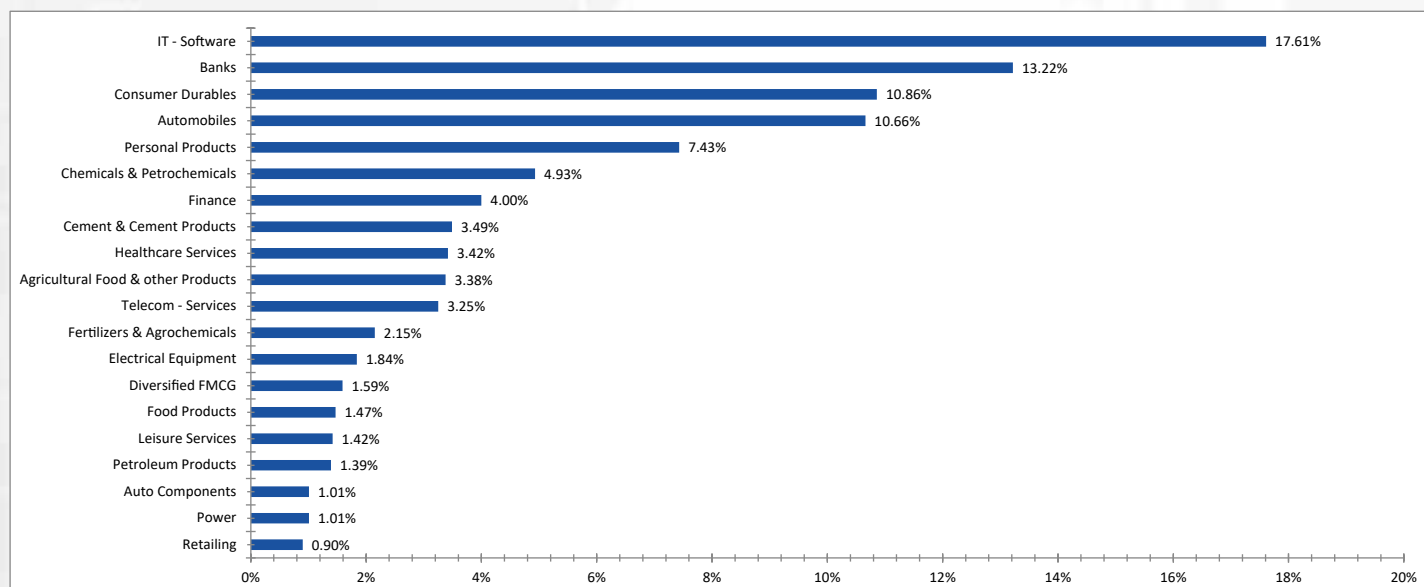
\*XIRR - XIRR calculates the internal rate of return to measure and compare the profitability of series of investments.

## Exit Load:

Provisions	% of Exit Load
10% of units If redeemed or switched out on or before 365 days from the date of allotment	NIL
Remaining 90% of units if redeemed or switched out on or before 365 days from the date of allotment	1%
If redeemed or switched out on or after 365 days from the date of allotment	NIL

**Note: Redemptions / Switch outs of units will be done on First In First Out (FIFO) basis. The above mentioned load structure shall be equally applicable to the special facilities such as Systematic Withdrawal Plan (SWP) / Systematic Transfer Plan (STP) and Switches etc. However, no load shall be charged for switching between option / plan within the Scheme.**

## Industry Allocation (% of Net Assets) as on July 31, 2022





Portfolio as on July 31, 2022  
**QUANTUM INDIA ESG EQUITY FUND**

Name of Instrument	ISIN	Industry	Quantity	Market / Fair Value (₹ in Lakhs)	% to Net Assets	ESG Scores
<b>EQUITY &amp; EQUITY RELATED</b>						
<b>a. Listed /Awaiting listing on Stock Exchanges</b>						
1. Tata Consultancy Services Ltd*	INE467B01029	IT - Software	8,337	275.28	4.50%	71.65
2. Infosys Ltd*	INE009A01021	IT - Software	17,109	265.14	4.33%	80.06
3. HDFC Ltd*	INE001A01036	Finance	10,290	244.68	4.00%	72.88
4. HDFC Bank Ltd*	INE040A01034	Banks	16,307	233.87	3.82%	70.49
5. Tata Chemicals Ltd*	INE092A01019	Chemicals & Petrochemicals	24,115	219.42	3.59%	68.35
6. Marico Ltd*	INE196A01026	Personal Products	40,614	210.38	3.44%	70.86
7. Tata Consumer Products Ltd*	INE192A01025	Agricultural Food & other Products	25,484	206.84	3.38%	63.37
8. Tata Communications Ltd*	INE151A01013	Telecom - Services	19,017	198.90	3.25%	68.80
9. TVS Motor Company Ltd*	INE494B01023	Automobiles	21,314	193.54	3.16%	61.90
10. Axis Bank Ltd*	INE238A01034	Banks	23,524	170.49	2.79%	68.71
11. ICICI Bank Ltd	INE090A01021	Banks	20,121	164.71	2.69%	64.76
12. Wipro Ltd	INE075A01022	IT - Software	38,791	164.36	2.69%	69.22
13. Kotak Mahindra Bank Ltd	INE237A01028	Banks	8,954	162.10	2.65%	69.95
14. Havells India Ltd	INE176B01034	Consumer Durables	12,677	158.38	2.59%	68.18
15. Asian Paints Ltd	INE021A01026	Consumer Durables	4,539	151.32	2.47%	63.00
16. Maruti Suzuki India Ltd	INE585B01010	Automobiles	1,545	135.55	2.22%	67.39
17. Rallis India Ltd	INE613A01020	Fertilizers & Agrochemicals	61,895	131.53	2.15%	63.10
18. Syngene International Ltd	INE398R01022	Healthcare Services	22,455	127.53	2.08%	63.50
19. ACC Ltd	INE012A01025	Cement & Cement Products	5,506	122.64	2.00%	61.32
20. Tata Motors Ltd	INE155A01022	Automobiles	26,241	117.98	1.93%	69.23
21. Tech Mahindra Ltd	INE669C01036	IT - Software	11,250	117.97	1.93%	74.60
22. Hero MotoCorp Ltd	INE158A01026	Automobiles	4,172	117.57	1.92%	67.28
23. Persistent Systems Ltd	INE262H01013	IT - Software	3,123	113.45	1.85%	68.45
24. Thermax Ltd	INE152A01029	Electrical Equipment	5,484	112.86	1.84%	56.76
25. Voltas Ltd	INE226A01021	Consumer Durables	10,657	107.08	1.75%	69.48
26. Kansai Nerolac Paints Ltd	INE531A01024	Consumer Durables	24,794	99.18	1.62%	65.63
27. Hindustan Unilever Ltd	INE030A01027	Diversified FMCG	3,682	97.11	1.59%	68.60
28. Titan Company Ltd	INE280A01028	Consumer Durables	3,878	91.21	1.49%	67.00
29. Ambuja Cements Ltd	INE079A01024	Cement & Cement Products	24,259	90.92	1.49%	65.25
30. Nestle India Ltd	INE239A01016	Food Products	465	90.02	1.47%	61.20
31. GCP Ltd	INE102D01028	Personal Products	10,365	88.49	1.45%	70.78
32. Mahindra & Mahindra Ltd	INE101A01026	Automobiles	7,511	87.46	1.43%	75.12
33. TIHC Ltd	INE053A01029	Leisure Services	33,015	86.78	1.42%	68.40
34. Dabur India Ltd	INE016A01026	Personal Products	14,585	85.19	1.39%	64.95
35. Castrol India Ltd	INE172A01027	Petroleum Products	74,829	85.16	1.39%	54.22
36. Vinati Organics Ltd	INE410B01037	Chemicals & Petrochemicals	3,761	82.10	1.34%	53.10
37. Dr. Lal Pathlabs Ltd	INE600L01024	Healthcare Services	3,549	81.75	1.34%	56.61
38. Indusind Bank Ltd	INE095A01012	Banks	7,433	77.56	1.27%	69.15
39. HCL Technologies Ltd	INE860A01027	IT - Software	8,019	76.05	1.24%	68.84
40. Colgate Palmolive India Ltd	INE259A01022	Personal Products	4,428	70.25	1.15%	56.83
41. Mphasis Ltd	INE356A01018	IT - Software	2,854	65.64	1.07%	65.55
42. Power Grid Corporation of India Ltd	INE752E01010	Power	28,955	61.95	1.01%	62.04
43. Bosch Ltd	INE323A01026	Auto Components	360	61.62	1.01%	58.14
44. CGCE Ltd	INE299U01018	Consumer Durables	14,524	57.28	0.94%	64.47
45. Info Edge India Ltd	INE663F01024	Retailing	1,273	55.20	0.90%	65.11
<b>b. Unlisted</b>				<b>NIL</b>	<b>NIL</b>	
				<b>5,814.49</b>	<b>95.03%</b>	
<b>Total of all Equity</b>						
<b>DEBT INSTRUMENTS</b>						
<b>a. Listed /Awaiting listing on Stock Exchanges</b>				<b>NIL</b>	<b>NIL</b>	
<b>b. Privately Placed/Unlisted</b>				<b>NIL</b>	<b>NIL</b>	
<b>c. Securitized Debt Instruments</b>				<b>NIL</b>	<b>NIL</b>	
<b>Total of Debt Instruments</b>				<b>NIL</b>	<b>NIL</b>	
<b>MONEY MARKET INSTRUMENTS</b>						

a. TREPS ^	297.64	4.87%
<b>Total of Money Market Instruments</b>	<b>297.64</b>	<b>4.87%</b>
<b>OTHERS</b>		
Net Receivable/(payable)	5.48	0.10%
<b>Grand Total</b>	<b>6,117.61</b>	<b>100.00%</b>

\* Cash & Cash Equivalents

## GIPS Compliance

A) Quantum Asset Management Company Pvt. Ltd. claims compliance with the Global Investment Performance Standards (GIPS®). GIPS® is a registered trademark of CFA Institute. CFA Institute does not endorse or promote this organization, nor does it warrant the accuracy or quality of the content contained herein.

B) Indian Rupee (INR) is the currency used to express performance and other statistics.

## PERFORMANCE OF THE FUNDS MANAGED BY CHIRAG MEHTA

### QUANTUM MULTI ASSET FUND OF FUNDS

Mr. Chirag Mehta is managing the scheme since July 11, 2012.

Period	July 30, 2021 to July 29, 2022 (1 year)		July 31, 2019 to July 29, 2022 (3 years)		July 31, 2017 to July 29, 2022 (5 years)	
	Scheme Return (%)	Tier I - Benchmark# Returns (%)	Scheme Return (%)	Tier I - Benchmark# Returns (%)	Scheme Return (%)	Tier I - Benchmark# Returns (%)
Quantum Multi Asset Fund of Funds - Direct Plan - Growth Option	4.94%	7.08%	9.18%	11.64%	7.75%	10.43%
Quantum Multi Asset Fund of Funds - Regular Plan - Growth Option	4.56%	7.08%	8.83%	11.64%	7.49%	10.43%

Past performance may or may not be sustained in the future. Load is not taken into consideration in Scheme Return Calculation.

#CRISIL Composite Bond Fund Index (20%) + S&P BSE Total Return Index (40%) + CRISIL Liquid Index (25%) + Domestic Price of Gold (15%)

It is a customized index and it is rebalanced daily.

Returns are net of total expenses and are calculated on the basis of Compounded Annualized Growth Rate (CAGR).

Different Plans shall have different expense structure.

Mr. Chirag Mehta manages 4 schemes of the Quantum Mutual Fund.

### QUANTUM EQUITY FUND OF FUNDS

Mr. Chirag Mehta is managing the scheme since November 01, 2013.

Period	July 30, 2021 to July 29, 2022 (1 year)		July 31, 2019 to July 29, 2022 (3 years)		July 31, 2017 to July 29, 2022 (5 years)	
	Scheme Return (%)	Tier I - Benchmark# Returns (%)	Scheme Return (%)	Tier I - Benchmark# Returns (%)	Scheme Return (%)	Tier I - Benchmark# Returns (%)
Quantum Equity Fund of Funds - Direct Plan - Growth Option	3.56%	10.06%	15.65%	18.75%	9.64%	12.67%
Quantum Equity Fund of Funds - Regular Plan - Growth Option	3.31%	10.06%	15.37%	18.75%	9.42%	12.67%

Past performance may or may not be sustained in the future. Load is not taken into consideration in Scheme Return Calculation.

#S&P BSE 200 TRI.

Returns are net of total expenses and are calculated on the basis of Compounded Annualized Growth Rate (CAGR).

Different Plans shall have different expense structure.

Mr. Chirag Mehta manages 4 schemes of the Quantum Mutual Fund.

## QUANTUM GOLD SAVINGS FUND

Mr. Chirag Mehta is managing the scheme since May 19, 2011.

Period	July 30, 2021 to July 29, 2022 (1 year)		July 31, 2019 to July 29, 2022 (3 years)		July 31, 2017 to July 29, 2022 (5 years)	
	Scheme Return (%)	Tier I - Benchmark# Returns (%)	Scheme Return (%)	Tier I - Benchmark# Returns (%)	Scheme Return (%)	Tier I - Benchmark# Returns (%)
Quantum Gold Savings Fund - Direct Plan - Growth Option	5.36%	6.33%	12.69%	12.95%	11.18%	12.32%
Quantum Gold Savings Fund - Regular Plan - Growth Option	5.21%	6.33%	12.55%	12.95%	11.04%	12.32%

Past performance may or may not be sustained in the future.

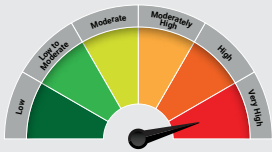
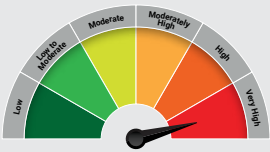
#Domestic Price of Gold.

Returns are net of total expenses and are calculated on the basis of Compounded Annualized Growth Rate (CAGR).

Different Plans shall have different expense structure.

Mr. Chirag Mehta manages 4 Schemes of the Quantum Mutual Fund.

## Product Labeling

Name of the Scheme & Tier I Benchmark	This product is suitable for investors who are seeking*	Risk-o-meter of Scheme	Risk-o-meter of Tier I Benchmark
<p>Quantum India ESG Equity Fund</p> <p>(An Open ended equity scheme investing in companies following Environment, Social and Governance (ESG) theme)</p> <p>Tier I Benchmark: NIFTY100 ESG TRI</p>	<ul style="list-style-type: none"> <li>Long term capital appreciation</li> <li>Invests in shares of companies that meet Quantum's Environment, Social, Governance (ESG) criteria</li> </ul>	 <p>Investors understand that their principal will be at Very High Risk</p>	

\*Investors should consult their financial advisers if in doubt about whether the product is suitable for them.

The Risk Level of the Scheme in scheme Risk O Meter is basis it's portfolio as on July 31, 2022.

The Risk Level of the Tier I Benchmark Index in the Risk O Meter is basis it's constituents as on July 31, 2022.

^^ Note:

Since the scheme has not completed 3 years data will not be available.