

QUANTUM DYNAMIC BOND FUND

An Open Ended Dynamic Debt Scheme Investing Across Duration



Investment Objective : To generate income and capital appreciation through active management of portfolio consisting of short term, long term debt and money market instruments.

Scheme Features



Fund Manager

Mr. Pankaj Pathak

Work experience: 09 years. He has been managing this fund since March 01, 2017



Benchmark Index

CRISIL Composite Bond Fund Index



Category of Scheme

Dynamic Bond Fund



Minimum Application Amount (Under each Option)

Purchase: ₹500/- and in multiples of ₹1/- thereafter.

Additional Purchase: ₹500/- and in multiples of ₹1/- thereafter/ 50 units



Inception Date (Date of Allotment)

May 19, 2015



Declaration of Net Asset Value (NAV)

Every Business Day



Investment Options

Growth Option, Monthly Dividend Payout Option and Monthly Dividend Reinvestment Option



Entry/ Sales Load

Not Applicable



Redemption Proceeds

Processed through RTGS/NEFT mode on T+1 basis from the date of transaction where the investor's Bank details are available.

Processed through cheque on T+1 basis from the date of transaction where the required Bank details of investor are not available.



Total Expense Ratio (As on month end)

TER specified are the actual expenses charged (i.e. effective rate) as at the end of the month.

Regular Plan - Total TER = 0.71 %

(Base TER 0.66 % (inclusive of 0.29% Management Fees, 0.26% Other Expenses & 0.12% Distributor Commission) + 0.05% GST (18% GST on 0.29% Management Fees))

Direct Plan - Total TER = 0.59 %

(Base TER 0.54 % (inclusive of 0.29% Management Fees & 0.26% Other Expenses) + 0.05% GST (18% GST on 0.29% Management Fees))



Exit Load

Nil

NAV (as on May 31, 2019)	Direct Plan (₹/Unit)	Regular Plan (₹/Unit)
Monthly Dividend Option	10.3726	10.4428
Growth Option	14.0839	14.0534

AUM ₹(In Crores) (as on May 31, 2019)	
Average AUM*	Absolute AUM
58.33	59.36

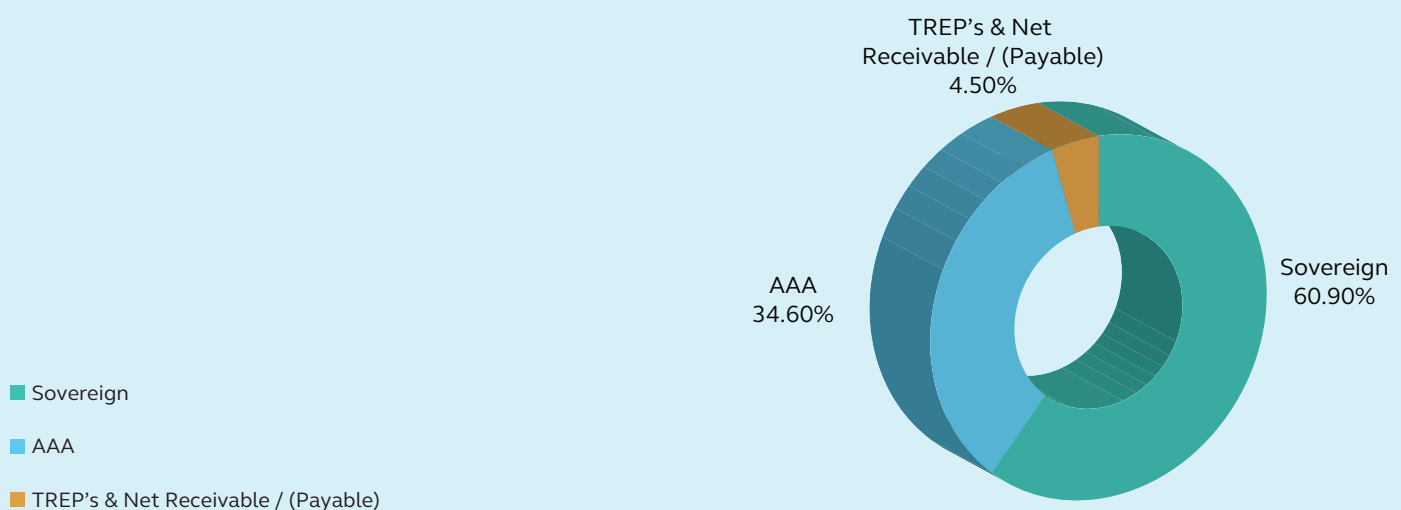
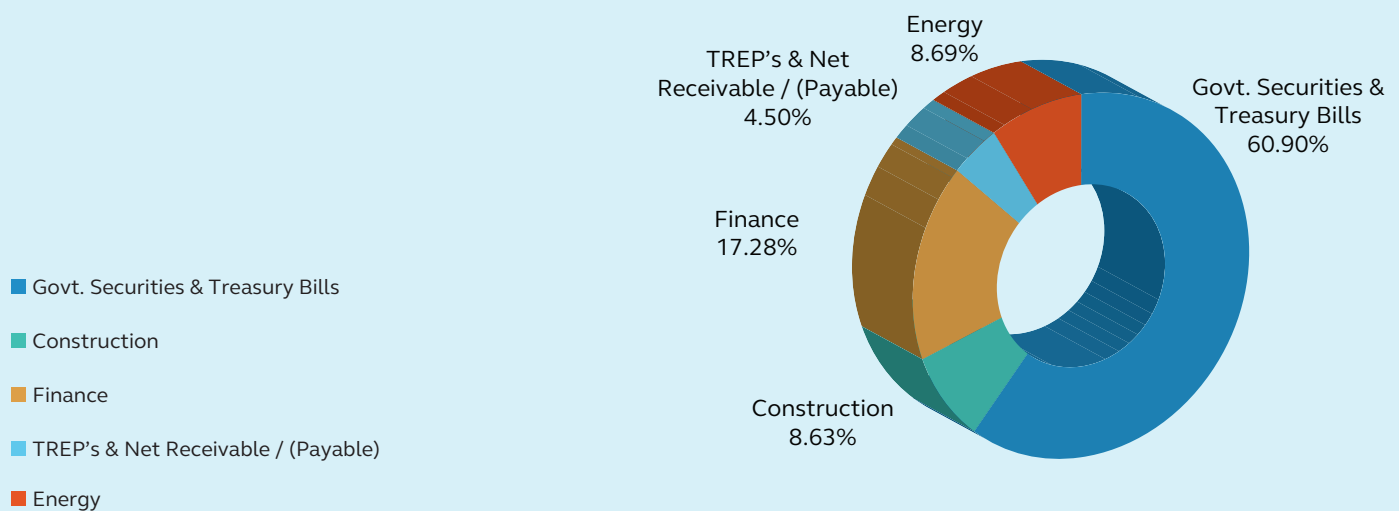
*Cumulative Daily AuM /No of days in the month

Weighted Average Maturity as on May 31, 2019	(Years)
At the end of the month	6.44
Modified Duration	4.58

Brokerages & Commissions Details	
Brokerages on Investments for May 2019	₹ 9,000.00
Distributor commissions for May 2019	₹ 655.81
Portfolio Yield	7.19%

Dividend History - Monthly Dividend option	Direct Plan		Regular Plan	
	Net Dividend per unit (₹) (Post Dividend Distribution Tax)		Net Dividend per unit (₹) (Post Dividend Distribution Tax)	
Record Date	Individual	Non Individual	Individual	Non Individual
25-Mar-19	0.05050686	0.04635686	0.04806955	0.04411981
25-Apr-19	0.04832004	0.04434973	0.04647379	0.04265518
27-May-19	0.05433535	0.04987078	0.05294417	0.04859391

Asset Allocation & Rating Profile (% of Net Assets) as on May 31, 2019



Quantum Dynamic Bond Fund Performance as on May 31, 2019

For other Schemes Managed by Mr. Pankaj Pathak please see **page no.5**
Mr. Pankaj Pathak is the Fund Manager effective from March 01, 2017.

Performance of the scheme

Quantum Dynamic Bond Fund - Direct Plan - Growth Option

Period	Scheme Returns (%)	CRISIL Composite Bond Fund Index Returns (%)	CRISIL 10 Year Gilt Index Returns (%)	Current Value ₹10,000 Invested at the beginning of a given period		
				Scheme Returns (₹)	CRISIL Composite Bond Fund Index Returns (₹)	CRISIL 10 Year Gilt Index Returns (₹)
Since Inception (19th May 2015)	8.85	8.24	7.21	14,084	13,768	13,247
May 31, 2016 to May 31, 2019 (3 years)	8.61	7.95	6.75	12,810	12,579	12,165
May 31, 2018 to May 31, 2019 (1 year)	9.83	10.68	12.20	10,983	11,068	11,220

Past performance may or may not be sustained in the future.

Different Plans shall have a different expense structure.

The Scheme has been in existence for more than 3 year but has not yet completed 5 years period from inception.

Returns are calculated on the basis of Compounded Annualized Growth Rate (CAGR).

Performance of the scheme

Quantum Dynamic Bond Fund - Regular Plan - Growth Option

Period	Scheme Returns (%)	CRISIL Composite Bond Fund Index Returns (%)	CRISIL 10 Year Gilt Index Returns (%)	Current Value ₹10,000 Invested at the beginning of a given period		
				Scheme Returns (₹)	CRISIL Composite Bond Fund Index Returns (₹)	CRISIL 10 Year Gilt Index Returns (₹)
Since Inception (1st April 2017)	6.49	6.63	4.48	11,460	11,492	10,996
May 31, 2018 to May 31, 2019 (1 year)	9.71	10.68	12.20	10,971	11,068	11,220

Past performance may or may not be sustained in the future.

Different Plans shall have a different expense structure.

Returns are calculated on the basis of Compounded Annualized Growth Rate (CAGR).

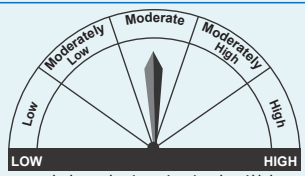
Regular plan launched on 1 April 2017 but not yet completed 3 years period since its launch.

Portfolio as on May 31, 2019
QUANTUM DYNAMIC BOND FUND

Name of Instrument	Rating	Market Value In Lakhs	% to Net Assets
Debt Instruments			
A) Listed /Awaiting listing on Stock Exchanges			
I) Bonds			
1. 9.25% EXIM Bank NCD (MD 12/07/2022)	CRISIL AAA	524.42	8.83%
2. 8.24% Power Grid Corp NCD GOI Fully Sr I(14/02/29)	CRISIL AAA	515.85	8.69%
3. 8.37% NHAI 18-19 Sr 4 NCD (MD 21/01/2029)	CRISIL AAA	512.12	8.63%
4. 7.65% SIDBI NCD SrXII (MD 15/04/2021)	CRISIL AAA	501.73	8.45%
Total of Bonds		2,054.12	34.60%
II) Government Securities			
1. 7.26% GOI (MD 14/01/2029)	Sovereign	2,031.25	34.22%
2. 8.31% Karnataka SDL (MD 14/11/2022)	Sovereign	515.29	8.68%
3. 7.37% GOI (MD 16/04/2023)	Sovereign	510.57	8.60%
4. 7.32% GOI (MD 28/01/2024)	Sovereign	509.26	8.58%
Total of Government Securities		3,566.37	60.08%
B). Privately Placed/Unlisted		NIL	NIL
C). Securitized Debt Instruments		NIL	NIL
Total of Debt Instruments		5,620.49	94.68%
MONEY MARKET INSTRUMENTS			
A) Treasury Bills (T-Bill)			
1. 364 Days Tbill (MD 12/12/2019)	Sovereign	48.41	0.82%
Total of T-Bills		48.41	0.82%
B) TREP's*		143.27	2.41%
Total of Money Market Instruments		191.68	3.23%
Net Receivable / (Payables)		123.58	2.09%
Grand Total		5,935.75	100.00%

*Cash & Cash Equivalents

Product Labeling

Name of the Scheme	This product is suitable for investors who are seeking*	Riskometer
Quantum Dynamic Bond Fund (An Open Ended Dynamic Debt Scheme Investing Across Duration)	<ul style="list-style-type: none"> Regular income over short to medium term and capital appreciation Investment in Debt / Money Market Instruments / Government Securities. 	 <p style="text-align: center;">Investors understand that their principal will be at Moderate Risk</p>

*Investors should consult their financial advisers if in doubt about whether the product is suitable for them.

Tax on Capital Gains#	Resident Individuals & HUF	FII's/ Overseas Financial Organisations	Partnership Firm	Non Resident Indians	Indian Companies	Foreign Companies
Long Term	20% with Indexation	10% without Indexation	20% with Indexation	10% without Indexation (on transfer of long term capital assets being unlisted securities)	20% with Indexation	10% without Indexation (on transfer of long term capital assets being unlisted securities)
Short Term	Maximum 30%	30%	30%	Maximum 30%	30%	40%

#The mentioned Tax Rates shall be increased by applicable surcharge, If any, Health and Education Cess @ 4% where ever as applicable. Equity oriented schemes will also attract Securities Transaction Tax (STT) @ 0.001% at the time of redemption and switch to other schemes.

TRANSACTION CHARGES: No Transaction Charges shall be deducted from the investment amount for applications received in the Regular Plan.

SCHEME PERFORMANCE - FUND MANAGER-WISE

PANKAJ PATHAK

QUANTUM LIQUID FUND

Mr. Pankaj Pathak effective from March 1, 2017

Period	May 31, 2018 to May 31, 2019 (1 year)		May 31, 2016 to May 31, 2019 (3 years)		May 30, 2014 to May 31, 2019 (5 years)	
	Scheme Return (%)	Crisil Liquid Fund Index Returns (%)	Scheme Return (%)	Crisil Liquid Fund Index Returns (%)	Scheme Return (%)	Crisil Liquid Fund Index Returns (%)
Quantum Liquid Fund - Direct Plan - Growth Option	6.81	7.73	6.42	7.19	7.03	7.65
Quantum Liquid Fund - Regular Plan - Growth Option	6.75	7.73	NA	NA	NA	NA

Past performance may or may not be sustained in the future.

Returns are calculated on the basis of Compounded Annualized Growth Rate (CAGR).

Different Plans shall have different expense structure.

Mr. Pankaj Pathak manages 2 schemes of the Quantum Mutual Fund.

Regular plan launched on 1st April 2017 but not yet completed 3 years period since its launch.

The Factsheet Published as on 14 June 2019