

QUANTUM SMALL CAP FUND

An Open Ended-Equity Scheme Predominantly Investing in Small Cap Stocks



Fund Details (as on June 30, 2025)

Category of Scheme Small Cap Fund

Investment Objective

The Investment Objective of the Scheme to generate capital appreciation by investing predominantly in Small Cap Stocks.

There is no assurance that the investment objective of the scheme will be achieved.

Inception Date (Date of Allotment)

November 03, 2023

Benchmark Index

BSE 250 SmallCap TRI

Declaration of Net Asset Value (NAV)

Every Business Day

NAV of Plans/Options (as on June 30, 2025)

	Direct (₹/Unit)	Regular (₹/Unit)
Growth	13.10	12.78
AUM ₹ (In Crores)	(as on June 30, 2025)	
Average AUM*	: 137.11	
Absolute AUM	: 141.83	
*Cumulative Daily AUM / No of days in the month		

Fund Manager

Mr. Chirag Mehta - Fund Manager

(Work experience: 23 years)
He has been managing this fund effective from November 03, 2023.

Mrs. Abhilasha Satale - Associate Fund Manager

(Work experience: 20 years)
She has been managing this fund effective from November 03, 2023.

Key Statistics

Not Applicable

Not computed since the Scheme has not completed 3 years from its inception.

Entry Load

Not Applicable

Exit Load

- NIL: If 10% of units If redeemed or switched out on or before 365 days from the date of allotment.
- 1%: If Remaining 90% of units if redeemed or switched out on or before 365 days from the date of allotment.
- NIL: If redeemed or switched out after 365 days from the date of allotment.

Note: Redemptions, Switch, Systematic Withdrawal Plan (SWP) and Systematic Transfer Plan (STP) will be processed on First In First Out (FIFO) basis and the applicable exit load will be charged. However, no exit load will be charged for switches between option /plan within the scheme.

Total Expense Ratio (As on month end)

Direct Plan – Total TER	: 0.70%
Regular Plan – Total TER	: 2.10%

TER specified are the actual expenses charged (i.e. effective rate) as at the end of the month and are inclusive of GST on Management Fees.

Minimum Application Amount (Under each Option)

Purchase: ₹500/- and in multiples of ₹1/- thereafter.
Additional Purchase: ₹500/- and in multiples of ₹1/- thereafter/ 50 units.

Brokerages & Commissions Details

Brokerages on Investments for June 2025:	₹95,321.98
Distributor commissions for June 2025:	₹5,30,139.45
Portfolio Turnover Ratio (Last one year):	10.21%

Redemption Proceeds

Processed through RTGS/NEFT mode on T+2 basis from the date of transaction where the investor's Bank details are available.

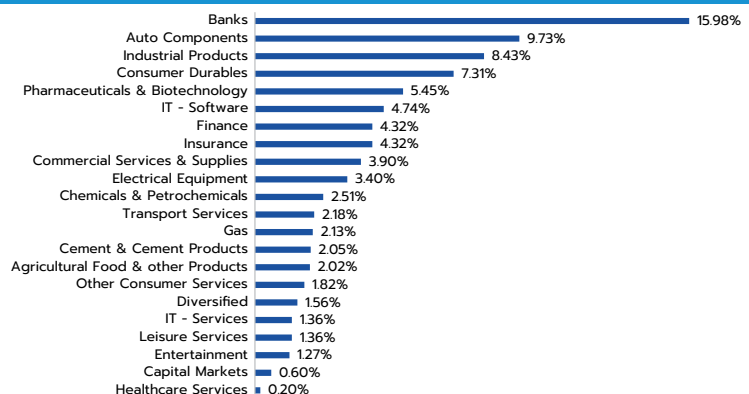
Processed through cheque on T+2 basis from the date of transaction where the required Bank details of investor are not available.

Portfolio as on June 30, 2025

Name of Instrument	Industry	% to NAV	Annualised Yield to Maturity
EQUITY & EQUITY RELATED			
A) Listed /Awaiting listing on Stock Exchanges			
1. Genus Power Infrastructures Ltd	Electrical Equipment	2.91%	
2. Supriya Lifescience Ltd	Pharmaceuticals & Biotechnology	2.73%	
3. CSB Bank Ltd	Banks	2.72%	
4. Eris Lifesciences Ltd	Pharmaceuticals & Biotechnology	2.72%	
5. EPL Ltd	Industrial Products	2.70%	
6. Lumax Industries Ltd	Auto Components	2.68%	
7. Karur Vysya Bank Ltd	Banks	2.61%	
8. Mold-Tek Packaging Ltd	Industrial Products	2.57%	
9. Crompton Greaves Consumer Electricals Ltd	Consumer Durables	2.54%	
10. S H Kelkar and Company Ltd	Chemicals & Petrochemicals	2.51%	
11. City Union Bank Ltd	Banks	2.44%	
12. Aavas Financiers Ltd	Finance	2.42%	
13. ICICI Prudential Life Insurance Company Ltd	Insurance	2.31%	
14. CMS Info System Ltd	Commercial Services & Supplies	2.31%	
15. Carysil Ltd	Consumer Durables	2.30%	
16. Kotak Mahindra Bank Ltd	Banks	2.30%	
17. HDFC Bank Ltd	Banks	2.27%	
18. Gujarat State Petronet Ltd	Gas	2.13%	
19. Nuvoco Vistas Corporation Ltd	Cement & Cement Products	2.05%	
20. CCL Products (India) Ltd	Agricultural Food & other Products	2.02%	
21. Star Health And Allied Insurance Company Ltd	Insurance	2.01%	
22. InterGlobe Aviation Ltd	Transport Services	1.97%	
23. Can Fin Homes Ltd	Finance	1.90%	
24. Equitas Small Finance Bank Ltd	Banks	1.86%	
25. MPS Ltd	Other Consumer Services	1.82%	
26. Kirloskar Pneumatic Company Ltd	Industrial Products	1.68%	
27. Sandhar Technologies Ltd	Auto Components	1.66%	
28. Mastek Ltd	IT - Software	1.61%	
29. Lumax Auto Technologies Ltd	Auto Components	1.56%	
30. Godrej Industries Ltd	Diversified	1.56%	
31. Mayur Uniquoters Ltd	Consumer Durables	1.52%	
32. Xpro India Ltd	Industrial Products	1.48%	
33. Lemon Tree Hotels Ltd	Leisure Services	1.36%	
34. Cyient Ltd	IT - Services	1.36%	
35. Birlasoft Ltd	IT - Software	1.31%	
36. Craftsman Automation Ltd	Auto Components	1.31%	
37. IndusInd Bank Ltd	Banks	1.29%	
38. S.J.S. Enterprises Ltd	Auto Components	1.29%	
39. PVR INOX Ltd	Entertainment	1.27%	
40. TeamLease Services Ltd	Commercial Services & Supplies	1.12%	
41. Infosys Ltd	IT - Software	1.11%	
42. Sansera Engineering Ltd	Auto Components	1.02%	
43. V-Guard Industries Ltd	Consumer Durables	0.95%	
44. Wipro Ltd	IT - Software	0.71%	
45. ICICI Bank Ltd	Banks	0.49%	
46. TD Power Systems Ltd	Electrical Equipment	0.49%	
47. Sanghvi Movers Ltd	Commercial Services & Supplies	0.47%	
48. UTI Asset Management Company Ltd	Capital Markets	0.40%	
49. Exide Industries Ltd	Auto Components	0.21%	
50. Mahindra Logistics Ltd	Transport Services	0.21%	
51. Krishna Institute Of Medical Sciences Ltd	Healthcare Services	0.20%	
52. Computer Age Management Services Ltd	Capital Markets	0.20%	
B) Unlisted		NIL	
Total of all Equity		86.64%	
MONEY MARKET INSTRUMENTS			
A. TREPS*		13.32%	5.46%
Net Receivable/(payable)		0.04%	
Grand Total		100.00%	

* Cash & Cash Equivalents

Industry Allocation (% of Net Assets) as on June 30, 2025



QUANTUM SMALL CAP FUND

An Open Ended-Equity Scheme Predominantly Investing in Small Cap Stocks



If you had invested INR 10,000 every month

SIP Performance as on June 30, 2025

Quantum Small Cap Fund - Direct Plan	Since Inception	1 Year	Quantum Small Cap Fund - Regular Plan	Since Inception	1 Year
Total Amount Invested (₹'000)	200	120	Total Amount Invested (₹'000)	200	120
Mkt Value of scheme as on June 30, 25 (₹'000)	230	131	Mkt Value of scheme as on June 30, 25 (₹'000)	227	130
Tier I - Benchmark [#] Returns (₹'000)	225	128	Tier I - Benchmark [#] Returns (₹'000)	225	128
Additional Benchmark ^{##} Returns (₹'000)	223	128	Additional Benchmark ^{##} Returns (₹'000)	223	128
Returns (XIRR) (%)	17.06%	18.28%	Returns (XIRR) (%)	15.39%	16.69%
Tier I - Benchmark [#] Returns (₹'000)	14.60%	12.27%	Tier I - Benchmark [#] Returns (₹'000)	14.60%	12.27%
Additional Benchmark ^{##} Returns (%)	13.36%	13.04%	Additional Benchmark ^{##} Returns (%)	13.36%	13.04%

#BSE 250 SmallCap TRI; ## BSE Sensex TRI

Past performance may or may not be sustained in the future. The above SIP performance is for Quantum Small Cap Fund - Direct Plan and Regular Plan - Growth option. Load is not taken into consideration using applicable NAV on the SIP day (5th of every month). Return on SIP and Benchmark are annualized and compounded investment return for cash flows resulting out of uniform and regular monthly subscriptions as on 5th day of every month (in case 5th is a non-Business Day, then the next Business Day) and have been worked out using the Excel spreadsheet function known as XIRR. XIRR calculates the internal rate of return for series of cash flow. Assuming ₹10,000 invested every month on 5th day of every month (in case 5th is a non-Business Day, then the next Business Day), the 1 year, 3 years, 5 years, 7 years, 10 years and since inception returns from SIP are annualized and compounded investment return computed on the assumption that SIP installments were received across the time periods from the start date of SIP from the end of the relevant period viz. 1 year, 3 years, 5 years, 7 years, 10 years and since inception. *XIRR - XIRR calculates the internal rate of return to measure and compare the profitability of series of investments. Returns are net of total expenses.

GIPS Compliance

- Quantum Asset Management Company Pvt. Ltd. claims compliance with the Global Investment Performance Standards (GIPS®). GIPS® is a registered trademark of CFA Institute. CFA Institute does not endorse or promote this organization, nor does it warrant the accuracy or quality of the content contained herein.
- Indian Rupee (INR) is the currency used to express performance and other statistics.

Product Label

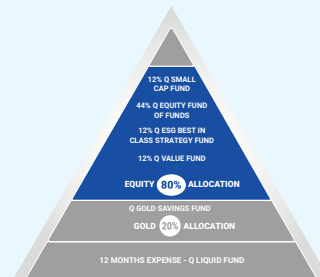
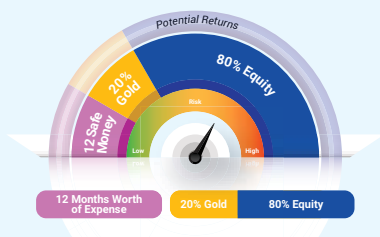
Name of the Scheme and Benchmark	This product is suitable for investors who are seeking*	Risk-o-meter of Scheme	Risk-o-meter of Tier I Benchmark
Quantum Small Cap Fund (An Open Ended-Equity Scheme Predominantly Investing in Small Cap Stocks) Tier I Benchmark: BSE 250 SmallCap TRI	<ul style="list-style-type: none"> Long term capital appreciation Investment in Small Cap Stock 	<p>The risk of the scheme is Very High Risk</p>	<p>The risk of the benchmark is Very High Risk</p>

*Investors should consult their financial advisers if in doubt about whether the product is suitable for them.

Note:

Please [click here](#) for more details on taxation

Choose a Small-Cap Fund with a Big Difference – QSCF in our Asset Allocation Strategy



Please note the above is a suggested asset allocation approach and not to be considered as an investment advice or recommendation.



Know More

Performance of the Scheme

Quantum Small Cap Fund as on June 30, 2025

Quantum Small Cap Fund - Direct Plan - Growth Option				Current Value ₹10,000 Invested at the beginning of a given period		
Period	Scheme Returns (%)	Tier I - Benchmark [#] Returns (%)	Additional Benchmark Returns (%) ^{##}	Scheme Returns (₹)	Tier I - Benchmark [#] Returns (₹)	Additional Benchmark Returns (₹) ^{##}
Since Inception (November 03, 2023)	17.69%	24.40%	18.49%	13,100	14,361	13,247
1 Year	10.86%	3.44%	7.00%	11,092	10,346	10,704
Quantum Small Cap Fund - Regular Plan - Growth Option				Current Value ₹10,000 Invested at the beginning of a given period		
Period	Scheme Returns (%)	Tier I - Benchmark [#] Returns (%)	Additional Benchmark Returns (%) ^{##}	Scheme Returns (₹)	Tier I - Benchmark [#] Returns (₹)	Additional Benchmark Returns (₹) ^{##}
Since Inception (November 03, 2023)	15.95%	24.40%	18.49%	12,780	14,361	13,247
1 Year	9.27%	3.44%	7.00%	10,932	10,346	10,704

#BSE 250 SmallCap TRI; ## BSE Sensex TRI

Past performance may or may not be sustained in the future. Load is not taken into consideration in scheme returns calculation.

Different Plans shall have a different expense structure.

Returns are net of total expenses and are calculated on the basis of Compounded Annualized Growth Rate (CAGR)

Fund Manager wise Performance

As on June 30, 2025

Performance of the Funds Managed by Mr. Chirag Mehta. Total Schemes Managed - 8

Quantum Multi Asset Fund of Funds

Mr. Chirag Mehta is managing the scheme since July 11, 2012.
Ms. Sneha Pandey is managing the scheme since April 01, 2025.
Ms. Mansi Vasa is managing the scheme since April 01, 2025.

Period	1 Year		3 Years		5 Years	
	Scheme Return (%)	Tier I - Benchmark# Returns (%)	Scheme Return (%)	Tier I - Benchmark# Returns (%)	Scheme Return (%)	Tier I - Benchmark# Returns (%)
Quantum Multi Asset Fund of Funds - Direct Plan - Growth Option	11.43%	11.71%	14.27%	14.58%	12.25%	13.52%
Quantum Multi Asset Fund of Funds - Regular Plan - Growth Option	11.02%	11.71%	13.86%	14.58%	11.85%	13.52%

Past performance may or may not be sustained in the future. Load is not taken into consideration in Scheme Return Calculation.
#CRISIL Dynamic Bond A-III Index (20%) + CRISIL Liquid Debt A-I Index (25%) + Nifty 50 TRI (40%) + Domestic price of Gold (15%). It is a customized index and it is rebalanced daily.
Returns are net of total expenses and are calculated on the basis of Compounded Annualized Growth Rate (CAGR).
Different Plans shall have different expense structure.
Mr. Chirag Mehta manages 8 Schemes, Ms. Sneha Pandey manages 4 Schemes and Ms. Mansi Vasa manages 2 Schemes of the Quantum Mutual Fund.

Quantum Equity Fund of Funds

Mr. Chirag Mehta is managing the scheme since November 01, 2013.
Mr. Piyush Singh is managing the scheme since April 01, 2025.

Period	1 Year		3 Years		5 Years	
	Scheme Return (%)	Tier I - Benchmark# Returns (%)	Scheme Return (%)	Tier I - Benchmark# Returns (%)	Scheme Return (%)	Tier I - Benchmark# Returns (%)
Quantum Equity Fund of Funds - Direct Plan - Growth Option	6.93%	5.58%	21.73%	20.90%	21.96%	23.21%
Quantum Equity Fund of Funds - Regular Plan - Growth Option	6.67%	5.58%	21.44%	20.90%	21.66%	23.21%

Past performance may or may not be sustained in the future. Load is not taken into consideration in Scheme Return Calculation. #BSE 200 TRI. Returns are net of total expenses and are calculated on the basis of Compounded Annualized Growth Rate (CAGR). Different Plans shall have different expense structure. Mr. Chirag Mehta manages 8 Schemes of the Quantum Mutual Fund. Mr. Piyush Singh (Associate Fund Manager) has been managing the scheme since April 01, 2025 along with Mr. Chirag Mehta .

Quantum Gold Savings Fund

Mr. Chirag Mehta is managing the scheme since May 19, 2011.

Period	1 Year		3 Years		5 Years	
	Scheme Return (%)	Tier I - Benchmark# Returns (%)	Scheme Return (%)	Tier I - Benchmark# Returns (%)	Scheme Return (%)	Tier I - Benchmark# Returns (%)
Quantum Gold Savings Fund - Direct Plan - Growth Option	31.92%	33.58%	22.25%	23.43%	13.41%	14.52%
Quantum Gold Savings Fund - Regular Plan - Growth Option	31.70%	33.58%	22.06%	23.43%	13.24%	14.52%

Past performance may or may not be sustained in the future. #Domestic Price of Gold. Returns are net of total expenses and are calculated on the basis of Compounded Annualized Growth Rate (CAGR). Different Plans shall have different expense structure. Mr. Chirag Mehta manages 8 Schemes of the Quantum Mutual Fund.

Quantum ESG Best In Class Strategy Fund

Mr. Chirag Mehta is managing the scheme since July 12, 2019.
Mr. Rajorshi Palit is managing the scheme since November 04, 2024.

Period	1 Year		3 Years		5 Years	
	Scheme Return (%)	Tier I - Benchmark# Returns (%)	Scheme Return (%)	Tier I - Benchmark# Returns (%)	Scheme Return (%)	Tier I - Benchmark# Returns (%)
Quantum ESG Best In Class Strategy Fund - Direct Plan - Growth Option	8.04%	6.60%	19.41%	18.87%	21.53%	21.41%
Quantum ESG Best In Class Strategy Fund - Regular Plan - Growth Option	6.63%	6.60%	18.13%	18.87%	20.39%	21.41%

Past performance may or may not be sustained in the future.
Different Plans shall have a different expense structure.
Returns are net of total expenses and are calculated on the basis of Compounded Annualized Growth Rate (CAGR).
Mr. Chirag Mehta manages 8 schemes and Mr. Rajorshi Palit manages 1 Scheme of the Quantum Mutual Fund
#NIFTY100 ESG TRI
Please note that Ms. Sneha Joshi has ceased to be the Fund Manager of Quantum ESG Best In Class Strategy Fund with effect from October 11, 2024.

Quantum Gold Fund

Mr. Chirag Mehta is the Fund Manager effective from June 01, 2024.

Period	1 Year		3 Years		5 Years	
	Scheme Return (%)	Tier I - Benchmark# Returns (%)	Scheme Return (%)	Tier I - Benchmark# Returns (%)	Scheme Return (%)	Tier I - Benchmark# Returns (%)
Quantum Gold Fund - Growth Option	32.20%	33.58%	22.25%	23.43%	13.49%	14.52%

Past performance may or may not be sustained in the future.
The Scheme being Exchange Traded Fund has one plan to invest through stock exchange and having a single expense structure.
Returns are net of total expenses and are calculated on the basis of Compounded Annualized Growth Rate (CAGR).
Mr. Chirag Mehta manages 8 schemes of the Quantum Mutual Fund.
#Domestic Price of Gold

Fund Manager wise Performance

As on June 30, 2025



Performance of the Funds Managed by Mr. Chirag Mehta. Total Schemes Managed - 8

Quantum Multi Asset Allocation Fund

Mr. Chirag Mehta is managing the scheme since March 07, 2024.
Ms. Sneha Pandey is managing the scheme since April 01, 2025.
Ms. Mansi Vasa is managing the scheme since April 01, 2025.

Period	1 Year	
	Scheme Return (%)	Tier I - Benchmark# Returns (%)
Quantum Multi Asset Allocation Fund - Direct Plan - Growth Option	10.66%	12.12%
Quantum Multi Asset Allocation Fund - Regular Plan - Growth Option	8.94%	12.12%

Past performance may or may not be sustained in the future. Load is not taken into consideration in scheme returns calculation.
Different Plans shall have a different expense structure.

Returns are net of total expenses and are calculated on the basis of Compounded Annualized Growth Rate (CAGR).

Mr. Chirag Mehta manages 8 Schemes, Ms. Sneha Pandey manages 4 Schemes and Ms. Mansi Vasa manages 2 Schemes of the Quantum Mutual Fund.

#NIFTY 50 TRI (40%) + CRISIL Short Duration Debt A-II Index (45%) + Domestic Price of Gold (15%)

The Performance of Quantum Ethical Fund will be disclosed on completion of 1 year since its inception in terms of SEBI Master Circular No. SEBI/HO/IMD/IMD-PoD-1/P/CIR/2024/90 dated June 27, 2024