

# QUANTUM INDIA ESG EQUITY FUND

An Open ended equity scheme investing in companies following Environment, Social and Governance (ESG) theme

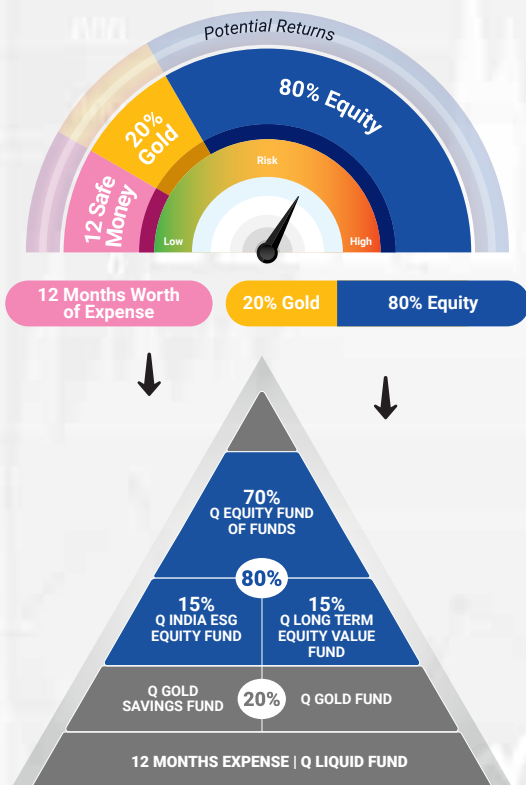
## Investment Objective

To achieve long-term capital appreciation by investing in share of companies that meet Quantum's Environment, Social and Governance (ESG) criteria.

**The sustainability objectives of the ESG strategy are:**

- Achieving positive and above-average ESG profile
- Mitigating ESG risks and harnessing ESG opportunities, and
- Influencing overall positive behavior by investing in companies that promote sustainable products and services.

## Invest in an ESG fund which is true to label



\*Please note the above is a suggested fund allocation and not to be considered as an investment advice or recommendation.

## ★ Scheme Features

### Fund Manager

**Mr. Chirag Mehta**  
Work experience: 19 years.

**Ms. Sneha Joshi**  
Work experience: 9 years.  
Both have been managing the fund since July 12, 2019.

### Category of Scheme

Thematic Scheme

### Inception Date (Date of Allotment)

July 12, 2019

### Declaration of Net Asset Value (NAV)

Every Business Day

### Entry / Sales Load

Not Applicable

### Total Expense Ratio (As on month end)

TER specified are the actual expenses charged (i.e. effective rate) as at the end of the month

#### Direct Plan - Total TER = 0.94%

{Base TER 0.83% (Inclusive of 0.59% Management Fees & 0.24% Other Expenses) + 0.11% GST (18% GST on 0.59% Management Fees)}

#### Regular Plan - Total TER = 1.69%

{Base TER 1.58% (Inclusive of 0.59% Management Fees & 0.24% Other Expenses & 0.75% Distributor Commission) + 0.11% GST (18% GST on 0.59% Management Fees)}

### Benchmark Index

Tier I Benchmark - Nifty 100 ESG Total Return Index

### Minimum Application Amount (Under each Option)

Purchase: ₹500/- and in multiples of ₹1/- thereafter.  
Additional Purchase: ₹500/- and in multiples of ₹1/- thereafter.

### Investment Options

Growth

# QUANTUM INDIA ESG EQUITY FUND

An Open ended equity scheme investing in companies following Environment, Social and Governance (ESG) theme

## Key Statistics

^^Standard Deviation NA

^^Beta NA

^^Sharpe Ratio NA

## Brokerages & Commissions Details

Brokerages on Investments for June 2022 ₹35,282.82

Distributor commissions for June 2022 ₹67,098.27

Portfolio Turnover Ratio (Last one year): 11.84%

## ★ Scheme Features



### Redemption Proceeds

Processed through RTGS/NEFT mode on T+3 basis from the date of transaction where the investor's Bank details are available.

Processed through cheque on T+3 basis from the date of transaction where the required Bank details of investor are not available.



### Exit Load

For complete details on Exit Load please refer page no. 4



### Taxation<sup>#</sup>

The amount of Long Term Capital Gain in excess of Rs 1,00,000/- in a year will be taxable @ 10%. Tax on Short Term Capital Gains - 15%.

NAV (as on June 30, 2022)	Direct Plan (₹/Unit)	Regular Plan (₹/Unit)
Growth Option	15.15	14.85

### AUM ₹(In Crores)

(as on June 30, 2022)

Average AUM*	Absolute AUM
55.90	56.02

\*Cumulative Daily AUM / No of days in the month

<sup>#</sup>The mentioned Tax Rates shall be increased by applicable surcharge, If any, Health and Education Cess @ 4% where ever as applicable. Equity oriented schemes will also attract

Securities Transaction Tax (STT) @ 0.001% at the time of redemption and switch to other schemes.

Stamp Duty applicable on Investors subscription unit transactions including Switch in as per the rate mentioned in the Amendments to Indian Stamp Act,1899

**TRANSACTION CHARGES:** No Transaction Charges shall be deducted from the investment amount for applications received in the Regular Plan.

The Scheme is managed by **Mr. Chirag Mehta and Ms. Sneha Joshi**

**Mr. Chirag Mehta** is the Fund Manager and **Ms. Sneha Joshi** is the Associate Fund Manager managing the scheme since **July 12, 2019**.

For other Schemes Managed by Mr. Chirag Mehta please see page no. 6 & 7

 Performance of the Scheme

Direct Plan

Quantum India ESG Equity Fund - Direct Plan

Period	Scheme Returns (%)	Tier I - Benchmark <sup>#</sup> Returns (%)	Additional Benchmark Returns (%) <sup>##</sup>	Current Value ₹10,000 Invested at the beginning of a given period		
				Scheme Returns (₹)	Tier I - Benchmark <sup>#</sup> Returns (₹)	Additional Benchmark Returns (₹) <sup>##</sup>
Since Inception (12th Jul 2019)	15.00%	14.40%	12.45%	15,150	14,916	14,173
June 30, 2021 to June 30, 2022 (1 year)	-4.24%	-1.77%	2.22%	9,576	9,823	10,222

<sup>#</sup>NIFTY100 ESG TRI, <sup>##</sup>S&P BSE Sensex TRI.

**Past performance may or may not be sustained in the future.** Load is not taken into consideration in Scheme returns calculation.

Different Plans shall have a different expense structure.

Refer to the section "GIPS Compliance" on Page no. 6 for GIPS related disclosure.

Returns are net of total expenses and are calculated on the basis of Compounded Annualized Growth Rate (CAGR)

 Performance of the Scheme

Regular Plan

Quantum India ESG Equity Fund - Regular Plan

Period	Scheme Returns (%)	Tier I - Benchmark <sup>#</sup> Returns (%)	Additional Benchmark Returns (%) <sup>##</sup>	Current Value ₹10,000 Invested at the beginning of a given period		
				Scheme Returns (₹)	Tier I - Benchmark <sup>#</sup> Returns (₹)	Additional Benchmark Returns (₹) <sup>##</sup>
Since Inception (12th Jul 2019)	14.23%	14.40%	12.45%	14,850	14,916	14,173
June 30, 2021 to June 30, 2022 (1 year)	-4.99%	-1.77%	2.22%	9,501	9,823	10,222

<sup>#</sup>NIFTY100 ESG TRI, <sup>##</sup>S&P BSE Sensex TRI.

**Past performance may or may not be sustained in the future.** Load is not taken into consideration in Scheme returns calculation.

Different Plans shall have a different expense structure.

Refer to the section "GIPS Compliance" on Page no. 6 for GIPS related disclosure.

Returns are net of total expenses and are calculated on the basis of Compounded Annualized Growth Rate (CAGR)

Regular Plan was launched on 1st April 2017. 5 year Returns of Regular Plan have been calculated considering the NAV of 1st April, 2017.

## SIP Performance as on June 30, 2022

	Total Amount Invested (₹'000)	Mkt Value as on June 30, 22 (₹'000)	Tier I - Benchmark# Returns (₹'000)	Additional Benchmark Returns (₹'000)##	Returns (XIRR*) (%)	Tier I - Benchmark# Returns (%)	Additional Benchmark Returns (%)##
SIP Since Inception	350.00	424.23	425.39	422.99	13.42%	13.61%	13.21%
1 Year SIP	120.00	108.87	108.23	112.53	-17.20%	-18.15%	-11.66%

#NIFTY100 ESG TRI, ##S&P BSE Sensex TRI.

**Past performance may or may not be sustained in the future.** The above SIP performance is for Quantum India ESG Equity Fund - Direct plan - Growth option. Load is not taken into consideration using applicable NAV on the SIP day (5th of every month). Return on SIP and Benchmark are annualized and compounded investment return for cash flows resulting out of uniform and regular monthly subscriptions as on 5th day of every month (in case 5th is a non-Business Day, then the next Business Day) and have been worked out using the Excel spreadsheet function known as XIRR. XIRR calculates the internal rate of return for series of cash flow. Assuming ₹ 10,000 invested every month on 5th day of every month (in case 5th is a non-Business Day, then the next Business Day), and since inception returns from SIP are annualized and compounded investment return computed on the assumption that SIP installments were received across the time periods from the start date of SIP.

Returns are net of total expenses

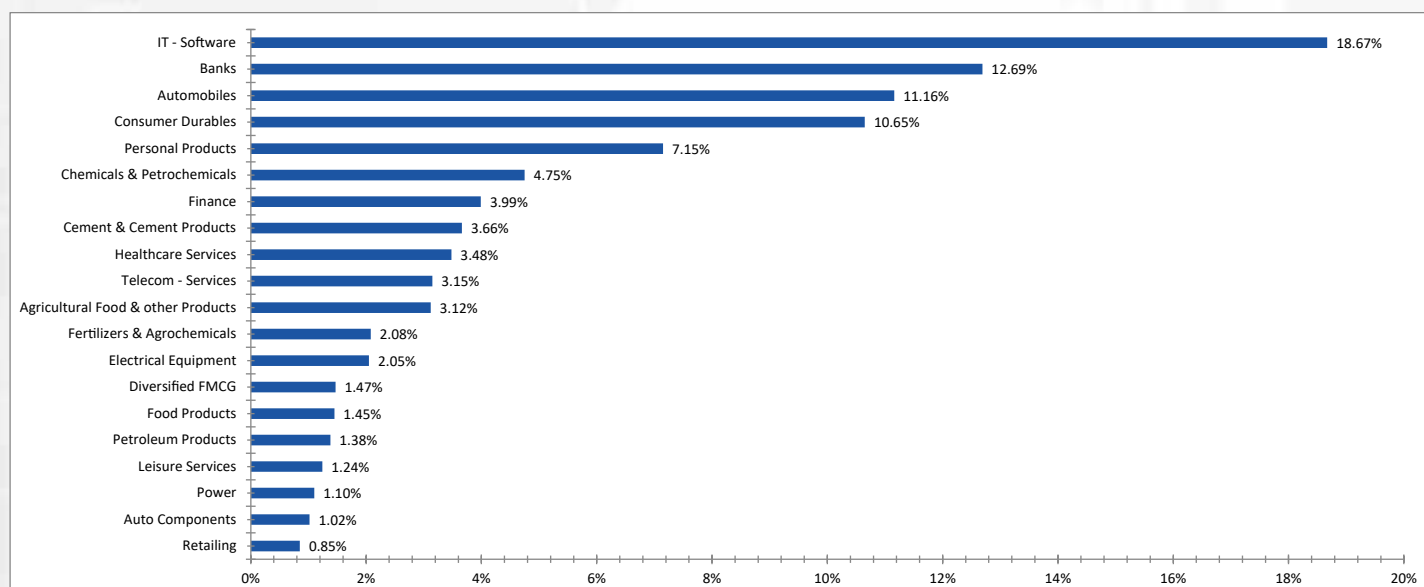
\*XIRR - XIRR calculates the internal rate of return to measure and compare the profitability of series of investments.

## Exit Load:

Provisions	% of Exit Load
10% of units If redeemed or switched out on or before 365 days from the date of allotment	NIL
Remaining 90% of units if redeemed or switched out on or before 365 days from the date of allotment	1%
If redeemed or switched out on or after 365 days from the date of allotment	NIL

**Note: Redemptions / Switch outs of units will be done on First In First Out (FIFO) basis. The above mentioned load structure shall be equally applicable to the special facilities such as Systematic Withdrawal Plan (SWP) / Systematic Transfer Plan (STP) and Switches etc. However, no load shall be charged for switching between option / plan within the Scheme.**

## Industry Allocation (% of Net Assets) as on June 30, 2022



Portfolio as on June 30, 2022  
**QUANTUM INDIA ESG EQUITY FUND**

Name of Instrument	Industry	Quantity	Market / Fair Value (₹ in Lakhs)	% to Net Assets
<b>EQUITY &amp; EQUITY RELATED</b>				
<b>a. Listed /Awaiting listing on Stock Exchanges</b>				
1. Tata Consultancy Services Limited	IT - Software	8,337	272.38	4.86%
2. Infosys Limited	IT - Software	17,109	250.12	4.46%
3. Housing Development Finance Corporation Limited	Finance	10,290	223.38	3.99%
4. HDFC Bank Limited	Banks	15,892	214.22	3.82%
5. Tata Chemicals Limited	Chemicals & Petrochemicals	24,115	191.32	3.42%
6. Marico Limited	Personal Products	39,446	188.51	3.37%
7. TVS Motor Company Limited	Automobiles	21,314	179.45	3.20%
8. Tata Communications Limited	Telecom - Services	19,315	176.59	3.15%
9. Tata Consumer Products Limited	Agricultural Food & other Products	24,750	174.82	3.12%
10. Wipro Limited	IT - Software	38,791	161.39	2.88%
11. Kotak Mahindra Bank Limited	Banks	8,954	148.73	2.66%
12. Axis Bank Limited	Banks	23,088	147.02	2.62%
13. ICICI Bank Limited	Banks	20,121	142.30	2.54%
14. Maruti Suzuki India Limited	Automobiles	1,648	139.60	2.49%
15. Havells India Limited	Consumer Durables	12,677	139.22	2.49%
16. Syngene International Limited	Healthcare Services	22,455	124.57	2.22%
17. Voltas Limited	Consumer Durables	12,367	120.26	2.15%
18. Asian Paints Limited	Consumer Durables	4,345	117.11	2.09%
19. ACC Limited	Cement & Cement Products	5,506	116.83	2.09%
20. Rallis India Limited	Fertilizers & Agrochemicals	61,895	116.76	2.08%
21. Thermax Limited	Electrical Equipment	5,484	115.01	2.05%
22. Tech Mahindra Limited	IT - Software	11,250	112.50	2.01%
23. Hero MotoCorp Limited	Automobiles	4,065	110.56	1.97%
24. Tata Motors Limited	Automobiles	26,241	108.06	1.93%
25. Persistent Systems Limited	IT - Software	3,123	106.24	1.90%
26. Kansai Nerolac Paints Limited	Consumer Durables	24,794	91.86	1.64%
27. Ambuja Cements Limited	Cement & Cement Products	24,259	88.06	1.57%
28. Mahindra & Mahindra Limited	Automobiles	8,035	87.83	1.57%
29. Hindustan Unilever Limited	Diversified FMCG	3,682	82.13	1.47%
30. Nestle India Limited	Food Products	465	81.24	1.45%
31. HCL Technologies Limited	IT - Software	8,019	78.04	1.39%
32. Castrol India Limited	Petroleum Products	74,829	77.30	1.38%
33. Vinati Organics Limited	Chemicals & Petrochemicals	3,761	74.58	1.33%
34. Godrej Consumer Products Limited	Personal Products	9,660	73.18	1.31%
35. Dabur India Limited	Personal Products	14,585	72.33	1.29%
36. Dr. Lal Path Labs Limited	Healthcare Services	3,257	70.36	1.26%
37. Titan Company Limited	Consumer Durables	3,596	69.81	1.25%
38. The Indian Hotels Company Limited	Leisure Services	30,741	69.21	1.24%
39. Colgate Palmolive (India) Limited	Personal Products	4,428	65.84	1.18%
40. Mphasis Limited	IT - Software	2,854	65.47	1.17%
41. Power Grid Corporation of India Limited	Power	28,955	61.36	1.10%
42. IndusInd Bank Limited	Banks	7,433	59.04	1.05%
43. Crompton Greaves Consumer Electricals Limited	Consumer Durables	16,890	57.45	1.03%
44. Bosch Limited	Auto Components	377	57.42	1.02%
45. Info Edge (India) Limited	Retailing	1,273	47.85	0.85%
<b>b. Unlisted</b>			<b>NIL</b>	<b>NIL</b>
<b>Total of all Equity</b>			<b>5,327.31</b>	<b>95.11%</b>
<b>MONEY MARKET INSTRUMENTS</b>				
<b>a. TREPS*</b>			<b>294.53</b>	<b>5.26%</b>
<b>Net Receivable/(payable)</b>			<b>-19.87</b>	<b>-0.37%</b>
<b>Grand Total</b>			<b>5,601.97</b>	<b>100.00%</b>

\* Cash & Cash Equivalents



## GIPS Compliance

A) Quantum Asset Management Company Pvt. Ltd. claims compliance with the Global Investment Performance Standards (GIPS®). GIPS® is a registered trademark of CFA Institute. CFA Institute does not endorse or promote this organization, nor does it warrant the accuracy or quality of the content contained herein.

B) Indian Rupee (INR) is the currency used to express performance and other statistics.



## PERFORMANCE OF THE FUNDS MANAGED BY CHIRAG MEHTA

### QUANTUM MULTI ASSET FUND OF FUNDS

Mr. Chirag Mehta is managing since July 11, 2012.

Period	June 30, 2021 to June 30, 2022 (1 year)		June 28, 2019 to June 30, 2022 (3 years)		June 30, 2017 to June 30, 2022 (5 years)	
	Scheme Return (%)	Tier I - Benchmark# Returns (%)	Scheme Return (%)	Tier I - Benchmark# Returns (%)	Scheme Return (%)	Tier I - Benchmark# Returns (%)
Quantum Multi Asset Fund of Funds - Direct Plan - Growth Option	2.51%	3.95%	7.70%	9.90%	7.43%	10.10%
Quantum Multi Asset Fund of Funds - Regular Plan - Growth Option	2.13%	3.95%	7.36%	9.90%	7.17%	10.10%

**Past performance may or may not be sustained in the future. Load is not taken into consideration in Scheme Return Calculation.**

#CRISIL Composite Bond Fund Index (20%) + S&P BSE Total Return Index (40%) + CRISIL Liquid Index (25%) + Domestic Price of Gold (15%)  
It is a customized index and it is rebalanced daily.

Returns are net of total expenses and are calculated on the basis of Compounded Annualized Growth Rate (CAGR).

Different Plans shall have different expense structure.

Mr. Chirag Mehta manages 4 schemes of the Quantum Mutual Fund.

### QUANTUM EQUITY FUND OF FUNDS

Mr. Chirag Mehta is managing the fund since November 01, 2013.

Period	June 30, 2021 to June 30, 2022 (1 year)		June 28, 2019 to June 30, 2022 (3 years)		June 30, 2017 to June 30, 2022 (5 years)	
	Scheme Return (%)	Tier I - Benchmark# Returns (%)	Scheme Return (%)	Tier I - Benchmark# Returns (%)	Scheme Return (%)	Tier I - Benchmark# Returns (%)
Quantum Equity Fund of Funds - Direct Plan - Growth Option	-2.51%	1.19%	10.04%	12.83%	8.75%	11.83%
Quantum Equity Fund of Funds - Regular Plan - Growth Option	-2.75%	1.19%	9.77%	12.83%	8.54%	11.83%

**Past performance may or may not be sustained in the future. Load is not taken into consideration in Scheme Return Calculation.**

#S&P BSE 200 TRI.

Returns are net of total expenses and are calculated on the basis of Compounded Annualized Growth Rate (CAGR).

Different Plans shall have different expense structure.

Mr. Chirag Mehta manages 4 schemes of the Quantum Mutual Fund.

### QUANTUM GOLD SAVINGS FUND

Mr. Chirag Mehta is managing the scheme since May 19, 2011.

Period	June 30, 2021 to June 30, 2022 (1 year)		June 28, 2019 to June 30, 2022 (3 years)		June 30, 2017 to June 30, 2022 (5 years)	
	Scheme Return (%)	Tier I - Benchmark# Returns (%)	Scheme Return (%)	Tier I - Benchmark# Returns (%)	Scheme Return (%)	Tier I - Benchmark# Returns (%)
Quantum Gold Savings Fund - Direct Plan - Growth Option	7.93%	9.46%	13.28%	13.74%	10.89%	11.95%
Quantum Gold Savings Fund - Regular Plan - Growth Option	7.77%	9.46%	13.14%	13.74%	10.76%	11.95%

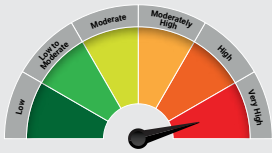
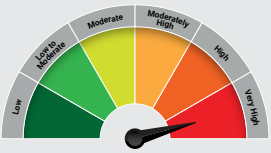
**Past performance may or may not be sustained in the future.**

#Domestic Price of Gold.

Returns are net of total expenses and are calculated on the basis of Compounded Annualized Growth Rate (CAGR).

Different Plans shall have different expense structure.

Mr. Chirag Mehta manages 4 Schemes of the Quantum Mutual Fund.

Name of the Scheme & Tier I Benchmark	This product is suitable for investors who are seeking*	Risk-o-meter of Scheme	Risk-o-meter of Tier I Benchmark
<p>Quantum India ESG Equity Fund</p> <p>(An Open ended equity scheme investing in companies following Environment, Social and Governance (ESG) theme)</p> <p>Tier I Benchmark: NIFTY100 ESG TRI</p>	<ul style="list-style-type: none"> <li>Long term capital appreciation</li> <li>Invests in shares of companies that meet Quantum's Environment, Social, Governance (ESG) criteria</li> </ul>	 <p>Investors understand that their principal will be at Very High Risk</p>	

\*Investors should consult their financial advisers if in doubt about whether the product is suitable for them.  
 The Risk Level of the Scheme in scheme Risk O Meter is basis it's portfolio as on June 30, 2022.  
 The Risk Level of the Tier I Benchmark Index in the Risk O Meter is basis it's constituents as on June 30, 2022.

**^^ Note:**  
 Since the scheme has not completed 3 years data will not be available.