

QUANTUM INDIA ESG EQUITY FUND

An Open ended equity scheme investing in companies following Environment, Social and Governance (ESG) theme

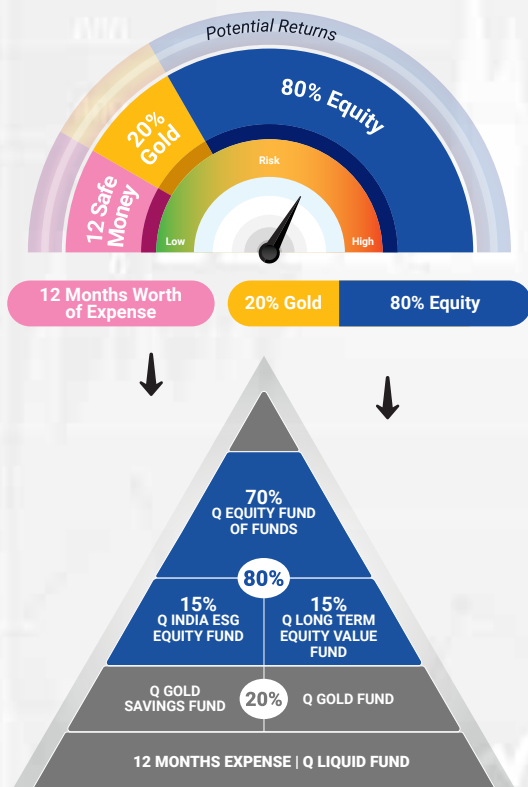
Investment Objective

To achieve long-term capital appreciation by investing in share of companies that meet Quantum's Environment, Social and Governance (ESG) criteria.

The sustainability objectives of the ESG strategy are:

- Achieving positive and above-average ESG profile
- Mitigating ESG risks and harnessing ESG opportunities, and
- Influencing overall positive behavior by investing in companies that promote sustainable products and services.

Invest in an ESG fund which is true to label



*Please note the above is a suggested fund allocation and not to be considered as an investment advice or recommendation.

★ Scheme Features

Fund Manager

Mr. Chirag Mehta
Work experience: 19 years.

Ms. Sneha Joshi
Work experience: 9 years.
Both have been managing the fund since July 12, 2019.

Category of Scheme

Thematic Scheme

Inception Date (Date of Allotment)

July 12, 2019

Declaration of Net Asset Value (NAV)

Every Business Day

Entry / Sales Load

Not Applicable

Total Expense Ratio (As on month end)

TER specified are the actual expenses charged (i.e. effective rate) as at the end of the month

Direct Plan - Total TER = 0.94%

{Base TER 0.83% (Inclusive of 0.59% Management Fees & 0.24% Other Expenses) + 0.11% GST (18% GST on 0.59% Management Fees)}

Regular Plan - Total TER = 1.69%

{Base TER 1.58% (Inclusive of 0.59% Management Fees & 0.24% Other Expenses & 0.75% Distributor Commission)+ 0.11% GST (18% GST on 0.59% Management Fees)}

Benchmark Index

Tier I Benchmark - Nifty 100 ESG Total Return Index

Minimum Application Amount (Under each Option)

Purchase: ₹500/- and in multiples of ₹1/- thereafter.
Additional Purchase: ₹500/- and in multiples of ₹1/- thereafter.

Investment Options

Growth

QUANTUM INDIA ESG EQUITY FUND

An Open ended equity scheme investing in companies following Environment, Social and Governance (ESG) theme

Key Statistics

^^Standard Deviation NA

^^Beta NA

^^Sharpe Ratio NA

Brokerages & Commissions Details

Brokerages on Investments for May 2022 ₹64,036.55

Distributor commissions for May 2022 ₹70,221.34

Portfolio Turnover Ratio (Last one year): 11.88%

★ Scheme Features



Redemption Proceeds

Processed through RTGS/NEFT mode on T+3 basis from the date of transaction where the investor's Bank details are available.

Processed through cheque on T+3 basis from the date of transaction where the required Bank details of investor are not available.



Exit Load

For complete details on Exit Load please refer page no. 4



Taxation[#]

The amount of Long Term Capital Gain in excess of Rs 1,00,000/- in a year will be taxable @ 10%. Tax on Short Term Capital Gains - 15%.

NAV (as on May 31, 2022)	Direct Plan (₹/Unit)	Regular Plan (₹/Unit)
Growth Option	15.920	15.620

AUM ₹(In Crores)

(as on May 31, 2022)

Average AUM*
56.72

Absolute AUM
57.77

*Cumulative Daily AUM / No of days in the month

[#]The mentioned Tax Rates shall be increased by applicable surcharge, If any, Health and Education Cess @ 4% where ever as applicable. Equity oriented schemes will also attract

Securities Transaction Tax (STT) @ 0.001% at the time of redemption and switch to other schemes.

Stamp Duty applicable on Investors subscription unit transactions including Switch in as per the rate mentioned in the Amendments to Indian Stamp Act,1899

TRANSACTION CHARGES: No Transaction Charges shall be deducted from the investment amount for applications received in the Regular Plan.



The Scheme is managed by **Mr. Chirag Mehta and Ms. Sneha Joshi**

Mr. Chirag Mehta is the Fund Manager and **Ms. Sneha Joshi** is the Associate Fund Manager managing the scheme since **July 12, 2019**.

For other Schemes Managed by Mr. Chirag Mehta please see page no. 6 & 7



Performance of the Scheme

Direct Plan

Quantum India ESG Equity Fund - Direct Plan

Period	Scheme Returns (%)	Tier I - Benchmark [#] Returns (%)	Additional Benchmark Returns (%) ^{##}	Current Value ₹10,000 Invested at the beginning of a given period		
				Scheme Returns (₹)	Tier I - Benchmark [#] Returns (₹)	Additional Benchmark Returns (₹) ^{##}
Since Inception (12th Jul 2019)	17.45%	17.12%	14.63%	15,920	15,790	14,837
May 31, 2021 to May 31, 2022 (1 year)	4.74%	6.35%	8.39%	10,474	10,635	10,839

[#]NIFTY100 ESG TRI, ^{##}S&P BSE Sensex TRI.

Past performance may or may not be sustained in the future. Load is not taken into consideration in Scheme returns calculation.

Different Plans shall have a different expense structure.

Refer to the section "GIPS Compliance" on Page no. 6 for GIPS related disclosure.

Returns are net of total expenses and are calculated on the basis of Compounded Annualized Growth Rate (CAGR)



Performance of the Scheme

Regular Plan

Quantum India ESG Equity Fund - Regular Plan

Period	Scheme Returns (%)	Tier I - Benchmark [#] Returns (%)	Additional Benchmark Returns (%) ^{##}	Current Value ₹10,000 Invested at the beginning of a given period		
				Scheme Returns (₹)	Tier I - Benchmark [#] Returns (₹)	Additional Benchmark Returns (₹) ^{##}
Since Inception (12th Jul 2019)	16.68%	17.12%	14.63%	15,620	15,790	14,837
May 31, 2021 to May 31, 2022 (1 year)	3.99%	6.35%	8.39%	10,399	10,635	10,839

[#]NIFTY100 ESG TRI, ^{##}S&P BSE Sensex TRI.

Past performance may or may not be sustained in the future. Load is not taken into consideration in Scheme returns calculation.

Different Plans shall have a different expense structure.

Refer to the section "GIPS Compliance" on Page no. 6 for GIPS related disclosure.

Returns are net of total expenses and are calculated on the basis of Compounded Annualized Growth Rate (CAGR)

Regular Plan was launched on 1st April 2017. 5 year Returns of Regular Plan have been calculated considering the NAV of 1st April, 2017.

SIP Performance as on May 31, 2022

	Total Amount Invested (₹'000)	Mkt Value as on May 31, 22 (₹'000)	Tier I - Benchmark# Returns (₹'000)	Additional Benchmark Returns (₹'000)##	Returns (XIRR*) (%)	Tier I - Benchmark# Returns (%)	Additional Benchmark Returns (%)##
SIP Since Inception	340.00	435.66	440.15	432.78	18.00%	18.78%	17.49%
1 Year SIP	120.00	114.47	114.87	118.55	-8.65%	-8.04%	-2.30%

#NIFTY100 ESG TRI, ##S&P BSE Sensex TRI.

Past performance may or may not be sustained in the future. The above SIP performance is for Quantum India ESG Equity Fund - Direct plan - Growth option. Load is not taken into consideration using applicable NAV on the SIP day (5th of every month). Return on SIP and Benchmark are annualized and compounded investment return for cash flows resulting out of uniform and regular monthly subscriptions as on 5th day of every month (in case 5th is a non-Business Day, then the next Business Day) and have been worked out using the Excel spreadsheet function known as XIRR. XIRR calculates the internal rate of return for series of cash flow. Assuming ₹10,000 invested every month on 5th day of every month (in case 5th is a non-Business Day, then the next Business Day), and since inception returns from SIP are annualized and compounded investment return computed on the assumption that SIP installments were received across the time periods from the start date of SIP.

Returns are net of total expenses

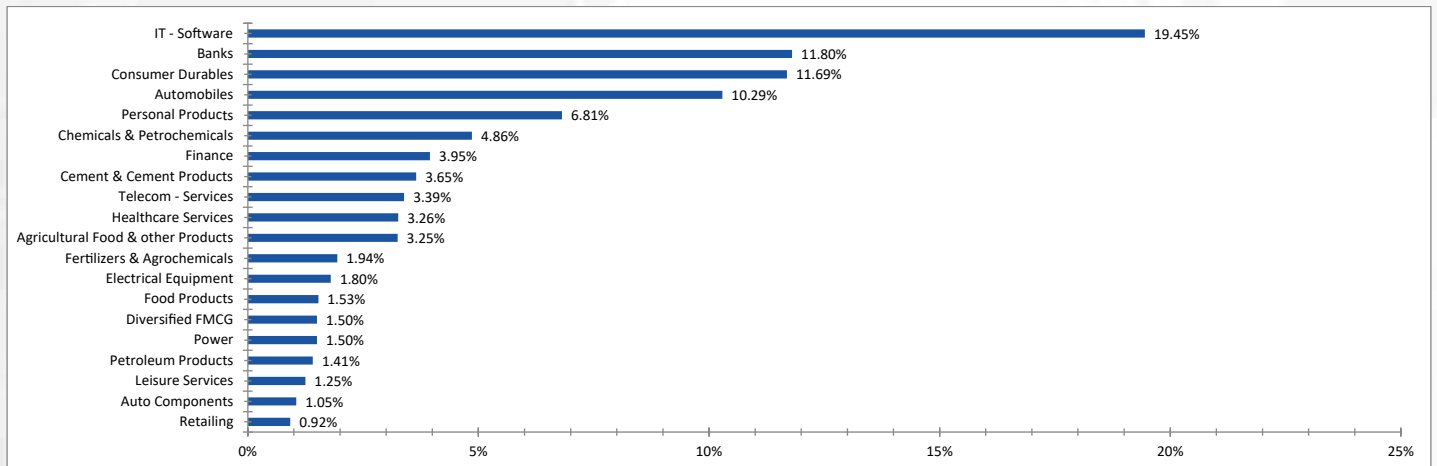
*XIRR - XIRR calculates the internal rate of return to measure and compare the profitability of series of investments.

Exit Load:

Provisions	% of Exit Load
10% of units If redeemed or switched out on or before 365 days from the date of allotment	NIL
Remaining 90% of units if redeemed or switched out on or before 365 days from the date of allotment	1%
If redeemed or switched out on or after 365 days from the date of allotment	NIL

Note: Redemptions / Switch outs of units will be done on First In First Out (FIFO) basis. The above mentioned load structure shall be equally applicable to the special facilities such as Systematic Withdrawal Plan (SWP) / Systematic Transfer Plan (STP) and Switches etc. However, no load shall be charged for switching between option / plan within the Scheme.

Industry Allocation (% of Net Assets) as on May 31, 2022





Portfolio as on May 31, 2022
QUANTUM INDIA ESG EQUITY FUND

Name of Instrument	Industry	Quantity	Market / Fair Value (₹ in Lakhs)	% to Net Assets
EQUITY & EQUITY RELATED				
a. Listed /Awaiting listing on Stock Exchanges				
1. Tata Consultancy Services Limited	IT - Software	8,089	272.14	4.71%
2. Infosys Limited	IT - Software	17,915	269.37	4.66%
3. Housing Development Finance Corporation Limited	Finance	9,893	228.21	3.95%
4. Tata Chemicals Limited	Chemicals & Petrochemicals	21,514	204.06	3.53%
5. Marico Limited	Personal Products	38,020	202.89	3.51%
6. Tata Communications Limited	Telecom - Services	19,900	196.02	3.39%
7. HDFC Bank Limited	Banks	13,855	192.44	3.33%
8. Tata Consumer Products Limited	Agricultural Food & other Products	24,750	188.04	3.25%
9. Wipro Limited	IT - Software	38,791	185.44	3.21%
10. Havells India Limited	Consumer Durables	13,527	162.57	2.81%
11. Voltas Limited	Consumer Durables	15,743	160.27	2.77%
12. TVS Motor Company Limited	Automobiles	21,314	156.99	2.72%
13. Kotak Mahindra Bank Limited	Banks	8,235	152.09	2.63%
14. Axis Bank Limited	Banks	21,571	147.80	2.56%
15. Tech Mahindra Limited	IT - Software	11,250	132.78	2.30%
16. Maruti Suzuki India Limited	Automobiles	1,648	131.29	2.27%
17. ACC Limited	Cement & Cement Products	5,506	121.04	2.10%
18. ICICI Bank Limited	Banks	15,986	120.35	2.08%
19. Syngene International Limited	Healthcare Services	20,953	119.96	2.08%
20. Tata Motors Limited	Automobiles	26,241	116.39	2.01%
21. Persistent Systems Limited	IT - Software	3,011	113.21	1.96%
22. Asian Paints Limited	Consumer Durables	3,931	112.41	1.95%
23. Rallis India Limited	Fertilizers & Agrochemicals	56,103	112.32	1.94%
24. Hero MotoCorp Limited	Automobiles	3,850	106.80	1.85%
25. Thermax Limited	Electrical Equipment	5,204	103.78	1.80%
26. Kansai Nerolac Paints Limited	Consumer Durables	24,794	99.23	1.72%
27. Ambuja Cements Limited	Cement & Cement Products	24,259	89.61	1.55%
28. Nestle India Limited	Food Products	499	88.28	1.53%
29. Power Grid Corporation of India Limited	Power	37,298	86.87	1.50%
30. Hindustan Unilever Limited	Diversified FMCG	3,682	86.65	1.50%
31. HCL Technologies Limited	IT - Software	8,019	83.46	1.44%
32. Mahindra & Mahindra Limited	Automobiles	8,035	83.11	1.44%
33. Castrol India Limited	Petroleum Products	74,829	81.34	1.41%
34. Titan Company Limited	Consumer Durables	3,596	79.69	1.38%
35. Vinati Organics Limited	Chemicals & Petrochemicals	3,761	77.05	1.33%
36. Dabur India Limited	Personal Products	14,585	75.70	1.31%
37. The Indian Hotels Company Limited	Leisure Services	30,741	72.24	1.25%
38. Colgate Palmolive (India) Limited	Personal Products	4,428	72.05	1.25%
39. IndusInd Bank Limited	Banks	7,433	69.19	1.20%
40. Dr. Lal Path Labs Limited	Healthcare Services	3,257	67.90	1.18%
41. Mphasis Limited	IT - Software	2,615	67.82	1.17%
42. Crompton Greaves Consumer Electricals Limited	Consumer Durables	16,890	61.05	1.06%
43. Bosch Limited	Auto Components	416	60.85	1.05%
44. Info Edge (India) Limited	Retailing	1,273	53.01	0.92%
45. Godrej Consumer Products Limited	Personal Products	5,583	42.82	0.74%
b. Unlisted			NIL	NIL
Total of all Equity			5,506.58	95.30%
MONEY MARKET INSTRUMENTS				
a. TREPS*			270.64	4.68%
Net Receivable/(payable)			-0.05	0.02%
Grand Total			5,777.17	100.00%

* Cash & Cash Equivalents



GIPS Compliance

A) Quantum Asset Management Company Pvt. Ltd. claims compliance with the Global Investment Performance Standards (GIPS®). GIPS® is a registered trademark of CFA Institute. CFA Institute does not endorse or promote this organization, nor does it warrant the accuracy or quality of the content contained herein.

B) Indian Rupee (INR) is the currency used to express performance and other statistics.



PERFORMANCE OF THE FUNDS MANAGED BY CHIRAG MEHTA

QUANTUM MULTI ASSET FUND OF FUNDS

Mr. Chirag Mehta is managing since July 11, 2012.

Period	May 31, 2021 to May 31, 2022 (1 year)		May 31, 2019 to May 31, 2022 (3 years)		May 31, 2017 to May 31, 2022 (5 years)	
	Scheme Return (%)	Tier I - Benchmark# Returns (%)	Scheme Return (%)	Tier I - Benchmark# Returns (%)	Scheme Return (%)	Tier I - Benchmark# Returns (%)
Quantum Multi Asset Fund of Funds - Direct Plan - Growth Option	3.90%	5.53%	8.53%	11.02%	7.67%	10.51%
Quantum Multi Asset Fund of Funds - Regular Plan - Growth Option	3.52%	5.53%	8.19%	11.02%	7.42%	10.51%

Past performance may or may not be sustained in the future. Load is not taken into consideration in Scheme Return Calculation.

#CRISIL Composite Bond Fund Index (20%) + S&P BSE Total Return Index (40%) + CRISIL Liquid Index (25%) + Domestic Price of Gold (15%)
It is a customized index and it is rebalanced daily.

Returns are net of total expenses and are calculated on the basis of Compounded Annualized Growth Rate (CAGR).

Different Plans shall have different expense structure.

Mr. Chirag Mehta manages 4 schemes of the Quantum Mutual Fund.

QUANTUM EQUITY FUND OF FUNDS

Mr. Chirag Mehta is managing the fund since November 01, 2013.

Period	May 31, 2021 to May 31, 2022 (1 year)		May 31, 2019 to May 31, 2022 (3 years)		May 31, 2017 to May 31, 2022 (5 years)	
	Scheme Return (%)	Tier I - Benchmark# Returns (%)	Scheme Return (%)	Tier I - Benchmark# Returns (%)	Scheme Return (%)	Tier I - Benchmark# Returns (%)
Quantum Equity Fund of Funds - Direct Plan - Growth Option	5.54%	8.18%	11.54%	14.39%	9.83%	12.95%
Quantum Equity Fund of Funds - Regular Plan - Growth Option	5.29%	8.18%	11.27%	14.39%	9.62%	12.95%

Past performance may or may not be sustained in the future. Load is not taken into consideration in Scheme Return Calculation.

#S&P BSE 200 TRI.

Returns are net of total expenses and are calculated on the basis of Compounded Annualized Growth Rate (CAGR).

Different Plans shall have different expense structure.

Mr. Chirag Mehta manages 4 schemes of the Quantum Mutual Fund.

QUANTUM GOLD SAVINGS FUND

Mr. Chirag Mehta is managing the scheme since May 19, 2011.

Period	May 31, 2021 to May 31, 2022 (1 year)		May 31, 2019 to May 31, 2022 (3 years)		May 31, 2017 to May 31, 2022 (5 years)	
	Scheme Return (%)	Tier I - Benchmark# Returns (%)	Scheme Return (%)	Tier I - Benchmark# Returns (%)	Scheme Return (%)	Tier I - Benchmark# Returns (%)
Quantum Gold Savings Fund - Direct Plan - Growth Option	3.33%	4.41%	15.50%	16.89%	10.75%	11.80%
Quantum Gold Savings Fund - Regular Plan - Growth Option	3.17%	4.41%	15.36%	16.89%	10.62%	11.80%

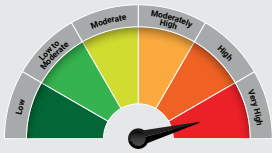
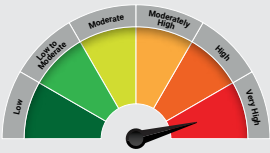
Past performance may or may not be sustained in the future.

#Domestic Price of Gold.

Returns are net of total expenses and are calculated on the basis of Compounded Annualized Growth Rate (CAGR).

Different Plans shall have different expense structure.

Mr. Chirag Mehta manages 4 Schemes of the Quantum Mutual Fund.

Name of the Scheme & Tier I Benchmark	This product is suitable for investors who are seeking*	Risk-o-meter of Scheme	Risk-o-meter of Tier I Benchmark
<p>Quantum India ESG Equity Fund</p> <p>(An Open ended equity scheme investing in companies following Environment, Social and Governance (ESG) theme)</p> <p>Tier I Benchmark: NIFTY100 ESG TRI</p>	<ul style="list-style-type: none"> • Long term capital appreciation • Invests in shares of companies that meet Quantum's Environment, Social, Governance (ESG) criteria 	 <p>Investors understand that their principal will be at Very High Risk</p>	

*Investors should consult their financial advisers if in doubt about whether the product is suitable for them.
 The Risk Level of the Scheme in scheme Risk O Meter is basis it's portfolio as on May 31, 2022.
 The Risk Level of the Tier I Benchmark Index in the Risk O Meter is basis it's constituents as on May 31, 2022.

^^ Note:
 Since the scheme has not completed 3 years data will not be available.