

# QUANTUM SMALL CAP FUND

An Open Ended-Equity Scheme  
Predominantly Investing in Small Cap  
Stocks

## Investment Objective

The Investment Objective of the Scheme to generate capital appreciation by investing predominantly in Small Cap Stocks.

There is no assurance that the investment objective of the scheme will be achieved.

## ★ Scheme Features



### Fund Manager

#### Mr. Chirag Mehta

Work experience: 19 years. He has been managing this fund effective from November 03, 2023.

#### Mrs. Abhilasha Satale

Work experience: 17 years. He has been managing this fund effective from November 03, 2023.



### Category of Scheme

Small Cap Fund



### Inception Date (Date of Allotment)

November 03, 2023



### Declaration of Net Asset Value (NAV)

Every Business Day



### Entry / Sales Load

Not Applicable



### Total Expense Ratio (As on month end)

TER specified are the actual expenses charged (i.e. effective rate) as at the end of the month.

**Direct Plan – Total TER = 0.60%**

**Regular Plan – Total TER = 2.10%**



### Benchmark Index

S&P BSE 250 Small Cap TRI



### Minimum Application Amount (Under each Option)

Purchase: ₹500/- and in multiples of ₹1/- thereafter.  
Additional Purchase: ₹500/- and in multiples of ₹1/- thereafter/ 50 units.

# QUANTUM SMALL CAP FUND

An Open Ended-Equity Scheme  
Predominantly Investing in Small Cap  
Stocks

## Key Statistics

^^Standard Deviation NA

^^Beta NA

^^Sharpe Ratio NA

## Brokerages & Commissions Details

Brokerages on Investments for January 2024 ₹71914.97

Distributor commissions for January 2024 ₹1,85,318.71

Portfolio Turnover Ratio (Last one year) 0.00%

## ★ Scheme Features



### Investment Options

Growth



### Redemption Proceeds

Processed through RTGS/NEFT mode on T+2 basis from the date of transaction where the investor's Bank details are available.

Processed through cheque on T+2 basis from the date of transaction where the required Bank details of investor are not available.



### Exit Load

For complete details on Exit Load please refer page no. 3



### Taxation<sup>#</sup>

The amount of Long Term Capital Gain in excess of Rs 1,00,000/- in a year will be taxable @ 10%.

Tax on Short Term Capital Gains - 15%.

NAV (as on January 31, 2024)	Direct Plan (₹/Unit)	Regular Plan (₹/Unit)
Growth Option	10.84	10.80

AUM ₹(In Crores) (as on January 31, 2024)	
Average AUM*	Absolute AUM
36.54	39.06

\*Cumulative Daily AUM / No of days in the month

<sup>#</sup>The mentioned Tax Rates shall be increased by applicable surcharge, If any, Health and Education Cess @ 4% where ever as applicable. Equity oriented schemes will also attract Securities Transaction Tax (STT) @ 0.001% at the time of redemption and switch to other schemes.

Stamp Duty applicable on Investors subscription unit transactions including Switch in as per the rate mentioned in the Amendments to Indian Stamp Act,1899

**TRANSACTION CHARGES:** No Transaction Charges shall be deducted from the investment amount for applications received in the Regular Plan

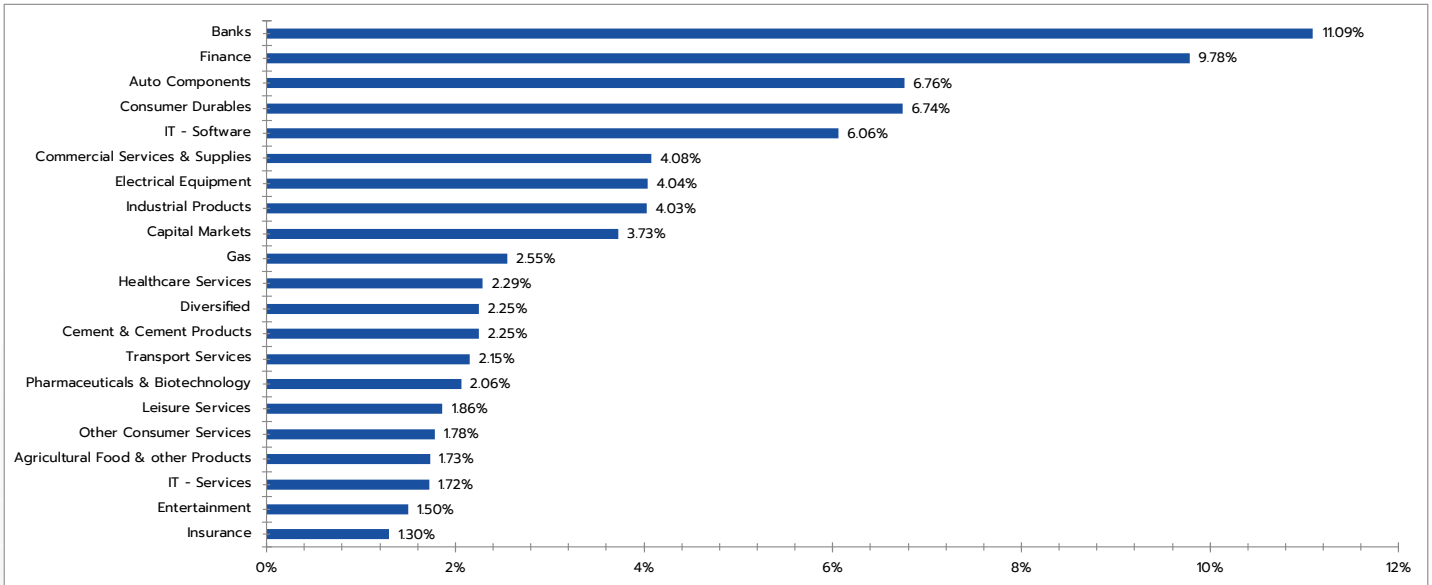
Brokerage and STT have been expensed out of the Scheme.

## Exit Load:

Provisions	% of Exit Load
10% of units If redeemed or switched out on or before 365 days from the date of allotment.	NIL
Remaining 90% of units if redeemed or switched out on or before 365 days from the date of allotment.	1%
If redeemed or switched out after 365 days from the date of allotment.	NIL

Note: Redemptions / Switch outs of units will be done on First In First Out (FIFO) basis. The above-mentioned load structure shall be equally applicable to the special facilities such as Systematic Withdrawal Plan (SWP) / Systematic Transfer Plan (STP) and Switches etc. However, no load shall be charged for switching between option / plan within the Scheme.

## Industry Allocation (% of Net Assets) as on January 31, 2024



Note: The Performance of the Scheme will be disclosed on completion of 6 months since its inception in terms of SEBI Master Circular No. SEBI/HO/IMD/IMD-PoD-1/P/CIR/2023/74 dated May 19, 2023.

## Portfolio as on January 31, 2024 QUANTUM SMALL CAP FUND

Name of Instrument	Industry	Quantity	Market / Fair Value (₹ in Lakhs)	% to NAV
<b>EQUITY &amp; EQUITY RELATED</b>				
<b>A) Listed /Awaiting listing on Stock Exchanges</b>				
1. Indian Renewable Energy Development Agency Limited	Finance	62,247	113.17	2.90%
2. Karur Vysya Bank Limited	Banks	52,599	104.33	2.67%
3. Gujarat State Petronet Limited	Gas	27,083	99.62	2.55%
4. Equitas Small Finance Bank Limited	Banks	90,756	94.16	2.41%
5. Nuvoco Vistas Corporation Limited	Cement & Cement Products	24,363	88.05	2.25%
6. Godrej Industries Limited	Diversified	9,745	87.70	2.25%
7. Genus Power Infrastructures Limited	Electrical Equipment	32,807	86.81	2.22%
8. Birlasoft Limited	IT - Software	10,086	85.57	2.19%
9. CSB Bank Limited	Banks	21,896	83.70	2.14%
10. Sansera Engineering Limited	Auto Components	8,116	82.66	2.12%
11. Carysil Limited	Consumer Durables	9,543	82.30	2.11%
12. TeamLease Services Limited	Commercial Services & Supplies	2,856	81.87	2.10%
13. Eris Lifesciences Limited	Pharmaceuticals & Biotechnology	8,790	80.54	2.06%
14. Can Fin Homes Limited	Finance	10,298	79.95	2.05%
15. Kirloskar Pneumatic Company Limited	Industrial Products	11,684	78.97	2.02%
16. EPL Limited	Industrial Products	38,883	78.58	2.01%
17. CMS Info System Limited	Commercial Services & Supplies	20,099	77.38	1.98%
18. Computer Age Management Services Limited	Capital Markets	2,568	74.39	1.90%
19. Crompton Greaves Consumer Electricals Limited	Consumer Durables	24,058	72.88	1.87%

20. Lemon Tree Hotels Limited	Leisure Services	52,072	72.82	1.86%
21. UTI Asset Management Company Limited	Capital Markets	7,701	71.57	1.83%
22. IDFC Limited	Finance	59,912	71.56	1.83%
23. TD Power Systems Limited	Electrical Equipment	23,570	71.28	1.82%
24. MPS Limited	Other Consumer Services	4,703	69.51	1.78%
25. Lumax Industries Limited	Auto Components	2,754	67.73	1.73%
26. CCL Products (India) Limited	Agricultural Food & other Products	10,047	67.42	1.73%
27. Ujjivan Financial Services Limited	Finance	11,829	67.40	1.73%
28. Cyient Limited	IT - Services	3,406	67.23	1.72%
29. Craftsman Automation Limited	Auto Components	1,508	65.99	1.69%
30. Mastek Limited	IT - Software	2,302	65.58	1.68%
31. Mayur Uniquoters Limited	Consumer Durables	10,518	59.76	1.53%
32. PVR INOX Limited	Entertainment	4,030	58.64	1.50%
33. HDFC Bank Limited	Banks	3,810	55.72	1.43%
34. Krishna Institute Of Medical Sciences Limited	Healthcare Services	2,448	52.29	1.34%
35. Mahindra Logistics Limited	Transport Services	12,394	51.24	1.31%
36. ICICI Prudential Life Insurance Company Limited	Insurance	10,074	50.70	1.30%
37. Wipro Limited	IT - Software	10,533	50.36	1.29%
38. Fusion Micro Finance Limited	Finance	7,649	49.64	1.27%
39. V-Guard Industries Limited	Consumer Durables	16,426	48.03	1.23%
40. Exide Industries Limited	Auto Components	14,193	47.54	1.22%
41. Narayana Hrudayalaya Limited	Healthcare Services	2,811	37.02	0.95%
42. Infosys Limited	IT - Software	2,116	35.14	0.90%
43. ICICI Bank Limited	Banks	3,236	33.27	0.85%
44. InterGlobe Aviation Limited	Transport Services	1,110	32.87	0.84%
45. Kotak Mahindra Bank Limited	Banks	1,741	31.78	0.81%
46. IndusInd Bank Limited	Banks	1,990	30.53	0.78%

<b>B) Unlisted</b>		NIL	NIL
<b>Total of all Equity</b>		<b>3,115.25</b>	<b>79.75%</b>
<b>MONEY MARKET INSTRUMENTS</b>			
<b>A) TREPS*</b>		<b>755.43</b>	<b>19.34%</b>
<b>Net Receivable/(payable)</b>		<b>35.57</b>	<b>0.91%</b>
<b>Grand Total</b>		<b>3,906.25</b>	<b>100.00%</b>



\* Cash & Cash Equivalents

## GIPS Compliance

A) Quantum Asset Management Company Pvt. Ltd. claims compliance with the Global Investment Performance Standards (GIPS®). GIPS® is a registered trademark of CFA Institute. CFA Institute does not endorse or promote this organization, nor does it warrant the accuracy or quality of the content contained herein.

B) Indian Rupee (INR) is the currency used to express performance and other statistics.

## Product Labeling

Name of the Scheme & Tier I Benchmark	This product is suitable for investors who are seeking*	Risk-o-meter of Scheme	Risk-o-meter of Tier I Benchmark
Quantum Small Cap Fund (An Open Ended-Equity Scheme Predominantly Investing in Small Cap Stocks) Tier I Benchmark: S&P BSE 250 Small Cap TRI	<ul style="list-style-type: none"> <li>Long term capital appreciation</li> <li>Investment in Small Cap Stock</li> </ul>	 <p>Investors understand that their principal will be at Very High Risk</p>	

\*Investors should consult their financial advisers if in doubt about whether the product is suitable for them.