

# Quantum Dynamic Bond Fund

An Open-ended Dynamic Debt Scheme Investing Across Duration.  
A relatively high interest rate risk and relatively low credit risk

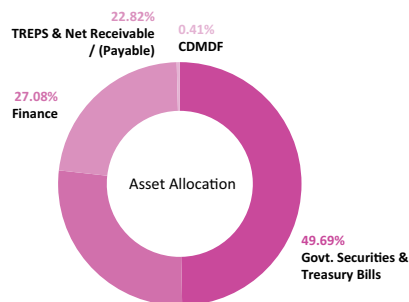
**Investment Objective:** To generate income and capital appreciation through active management of a portfolio consisting of short term and long term debt and money market instruments. There is no assurance that the investment objective of the Scheme will be achieved.

## Scheme Portfolio as on March 31, 2026

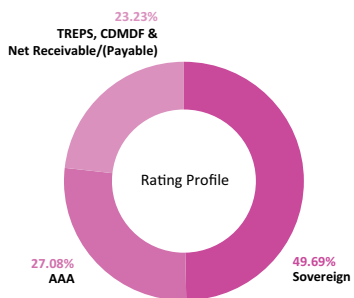
Name of Instrument	Rating	% to NAV
<b>Government Securities</b>		<b>32.56%</b>
7.04% GOI (MD 03/06/2029)	SOV	11.11%
6.01% GOI (MD 21/07/2030)	SOV	10.65%
6.9% GOI (MD 15/04/2065)	SOV	9.75%
6.48% GOI (MD 06/10/2035)	SOV	1.05%
7.3% GOI (MD 19/06/2053)	SOV	0.00%
<b>Corporate Debt</b>		<b>27.08%</b>
Power Finance Corporation Ltd	CRISIL AAA	5.65%
NABARD	CRISIL AAA	5.49%
SIDBI	CRISIL AAA	5.45%
National Housing Bank	IND AAA	5.29%
IRFC	CRISIL AAA	5.20%
<b>State Government Securities</b>		<b>17.13%</b>
7.7% Maharashtra SDL (MD 08/11/2034)	SOV	5.52%
7.16% Karnataka SDL (MD 07/07/2031)	SOV	5.43%
7.05% Tamilnadu SDL (MD 17/09/2031)	SOV	5.40%
7.07% Gujarat SDL (MD 24/09/2032)	SOV	0.78%
<b>Total of Debt Instruments</b>		<b>76.77%</b>
<b>Treps<sup>§</sup> &amp; Others</b>		<b>22.82%</b>
Corporate Debt Market Development Fund Class A2		0.41%
<b>Grand Total</b>		<b>100.00%</b>

<sup>§</sup>Short term instrument

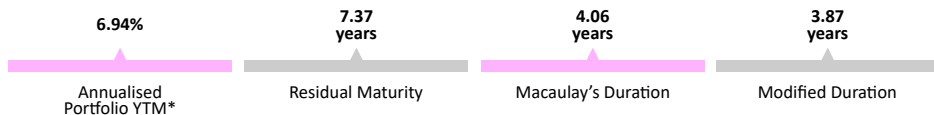
## Asset Allocation (%) as on March 31, 2026



## Rating Profile (%) as on March 31, 2026



## Portfolio Information as on March 31, 2026



As on March 31, 2026; \*in case of semi annual YTM, it will be annualised

## Fund Performance as on March 31, 2026

Period	Quantum Dynamic Bond Fund - Regular Plan - Growth Option			Current Value ₹10,000 Invested at the beginning of a given period		
	Scheme Returns (%)	Tier I - Benchmark <sup>#</sup> Returns (%)	Additional Benchmark <sup>##</sup> Returns (%)	Scheme Returns (₹)	Tier I - Benchmark <sup>#</sup> Returns (₹)	Additional Benchmark <sup>##</sup> Returns (₹)
1 year	2.34%	3.08%	2.11%	10,234	10,308	10,209
3 years	6.63%	6.62%	6.79%	12,126	12,123	12,180
5 years	5.83%	5.60%	4.95%	13,275	13,132	12,733
7 years	6.67%	7.00%	6.08%	15,725	16,074	15,129
Since Inception*	6.49%	6.71%	5.43%	17,613	17,941	16,092

<sup>#</sup>CRISIL Dynamic Bond A-III Index, <sup>##</sup>CRISIL 10 Year Gilt Index. \*Inception date - April 01, 2017. **Past performance may or may not be sustained in the future.** Different Plans shall have a different expense structure. Returns are net of total expenses and are calculated on the basis of Compounded Annualized Growth Rate (CAGR).

## Income Distribution History

Record Date	Gross IDCW per unit (₹)	
	Direct Plan	Regular Plan
27-Jan-26	0.03770379	0.03395149
25-Feb-26	0.04028987	0.03653181
25-Mar-26	0.03029302	0.02534933

\*Investors are paid IDCW post deduction of TDS on Gross IDCW as applicable as per Finance Act 2020

Note:  
Please [click here](#) for more details on taxation.

**Inception Date** May 19, 2015

## Benchmark Index

Tier I Benchmark - CRISIL Dynamic Bond A-III Index

## Fund Managers Details

Fund Managers	Experience	Managing Fund Since
Ms. Sneha Pandey	8 years	April 01, 2025
Mr. Mayur Chauhan	16 years	July 01, 2025

## AUM ₹ (In Crores) (as on March 31, 2026)

Average AUM\*: 97.44

Absolute AUM: 91.31

\*Cumulative Daily AUM / No of days in the month

## NAV (as on March 31, 2026)

	Direct (₹/Unit)	Regular (₹/Unit)
Monthly IDCW	10.1369	10.1953
Growth	22.0286	21.5989

## Minimum Investment Amount

Purchase: ₹500/- and in multiples of ₹1/- thereafter.

Additional Purchase: ₹500/- and in multiples of ₹1/- thereafter / 50 units

## Exit Load

Nil

## Entry Load

Not Applicable

## Total Expense Ratios (As on month end)

Direct Plan – Total TER	0.49%
Regular Plan – Total TER	1.00%

TER specified are the actual expenses charged (i.e. effective rate) as at the end of the month and are inclusive of GST on Management Fees.

## Redemption Proceeds

Processed through RTGS/NEFT mode on T+1 basis from the date of transaction where the investor's Bank details are available.

Processed through cheque on T+1 basis from the date of transaction where the required Bank details of investor are not available.

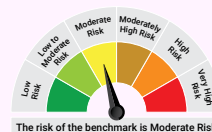
## This product is suitable for investors who are seeking\*

- Regular income over short to medium term and capital appreciation
- Investment in Debt / Money Market Instruments / Government Securities

## Risk-o-meter of Scheme



## Risk-o-meter of Tier I Benchmark



\*Investors should consult their financial advisers if in doubt about whether the product is suitable for them.

## PRC Matrix

Credit Risk →	Relatively Low (Class A)	Moderate (Class B)	Relatively High (Class C)
Interest Rate Risk ↓			
Relatively Low (Class I)			
Moderate (Class II)			
Relatively High (Class III)	A-III		



Complete Portfolio

# Quantum Dynamic Bond Fund

An Open-ended Dynamic Debt Scheme Investing Across Duration. A relatively high interest rate risk and relatively low credit risk



## Performance of the scheme

As on March 31, 2026

Quantum Dynamic Bond Fund - Direct Plan - Growth Option				Current Value ₹10,000 Invested at the beginning of a given period		
Period	Scheme Returns (%)	Tier I - Benchmark <sup>#</sup> Returns (%)	Additional Benchmark Returns (%) <sup>##</sup>	Scheme Returns (₹)	Tier I - Benchmark <sup>#</sup> Returns (₹)	Additional Benchmark Returns (₹) <sup>##</sup>
1 Year	2.85%	3.08%	2.11%	10,285	10,308	10,209
3 Years	7.09%	6.62%	6.79%	12,283	12,123	12,180
5 Years	6.15%	5.60%	4.95%	13,479	13,132	12,733
7 Years	6.94%	7.00%	6.08%	16,006	16,074	15,129
10 Years	7.35%	7.15%	6.05%	20,331	19,961	18,006
Since Inception (19th May 2015)	7.53%	7.29%	6.28%	22,029	21,484	19,388

#CRISIL Dynamic Bond A-III Index, ##CRISIL 10 Year Gilt Index. **Past performance may or may not be sustained in the future.** Different Plans shall have a different expense structure. Returns are net of total expenses and are calculated on the basis of Compounded Annualized Growth Rate (CAGR).

## Performance of the Funds Managed by Ms. Sneha Pandey. Total Schemes Managed - 4

### Quantum Liquid Fund

Ms. Sneha Pandey is managing the scheme since April 01, 2025.

Mr. Mayur Chauhan is managing the scheme since July 01, 2025.

Period	1 Year		3 Years		5 Years	
	Scheme Return (%)	Tier I - Benchmark <sup>#</sup> Returns (%)	Scheme Return (%)	Tier I - Benchmark <sup>#</sup> Returns (%)	Scheme Return (%)	Tier I - Benchmark <sup>#</sup> Returns (%)
Quantum Liquid Fund - Direct Plan - Growth Option	5.86%	6.07%	6.64%	6.85%	5.73%	5.98%
Quantum Liquid Fund - Regular Plan - Growth Option	5.74%	6.07%	6.53%	6.85%	5.63%	5.98%

**Past performance may or may not be sustained in the future.** Load is not taken into consideration in scheme returns calculation. #CRISIL Liquid Debt A-I Index. Returns are net of total expenses and are calculated on the basis of Compounded Annualized Growth Rate (CAGR). Different Plans shall have different expense structure. Ms. Sneha Pandey manages 4 schemes of the Quantum Mutual Fund. Mr. Mayur Chauhan manages 2 schemes of the Quantum Mutual Fund.

### Quantum Multi Asset Allocation Fund\*

Mr. Chirag Mehta is managing the scheme since March 07, 2024.

Ms. Sneha Pandey is managing the scheme since April 01, 2025.

Ms. Mansi Vasa is managing the scheme since April 01, 2025.

Period	1 Year	
	Scheme Return (%)	Tier I - Benchmark <sup>#</sup> Returns (%)
Quantum Multi Asset Allocation Fund - Direct Plan - Growth Option	5.12%	9.29%
Quantum Multi Asset Allocation Fund - Regular Plan - Growth Option	3.47%	9.29%

**Past performance may or may not be sustained in the future.** Load is not taken into consideration in scheme returns calculation. Different Plans shall have a different expense structure. Returns are net of total expenses and are calculated on the basis of Compounded Annualized Growth Rate (CAGR). Mr. Chirag Mehta manages 8 Schemes, Ms. Sneha Pandey manages 4 Schemes and Ms. Mansi Vasa manages 2 Schemes of the Quantum Mutual Fund. #NIFTY 50 TRI (40%) + CRISIL Short Duration Debt A-II Index (45%) + Domestic Price of Gold (15%). \* Effective April 01, 2026, Mr. Chirag Mehta ceased to be the Fund Manager of the Scheme, and the Scheme is now managed by Ms. Sneha Pandey (Fund Manager) and Ms. Mansi Vasa (Fund Manager).

### Quantum Multi Asset Active FOF\*

Mr. Chirag Mehta is managing the scheme since July 11, 2012.

Ms. Sneha Pandey is managing the scheme since April 01, 2025.

Ms. Mansi Vasa is managing the scheme since April 01, 2025.

Period	1 Year		3 Years		5 Years	
	Scheme Return (%)	Tier I - Benchmark <sup>#</sup> Returns (%)	Scheme Return (%)	Tier I - Benchmark <sup>#</sup> Returns (%)	Scheme Return (%)	Tier I - Benchmark <sup>#</sup> Returns (%)
Quantum Multi Asset Active FOF - Direct Plan - Growth Option	7.01%	8.63%	11.82%	12.31%	9.97%	10.90%
Quantum Multi Asset Active FOF - Regular Plan - Growth Option	6.61%	8.63%	11.42%	12.31%	9.58%	10.90%

**Past performance may or may not be sustained in the future.** Load is not taken into consideration in Scheme Return Calculation. #CRISIL Dynamic Bond A-III Index (20%) + CRISIL Liquid Debt A-I Index (25%) + Nifty 50 TRI (40%) + Domestic price of Gold (15%). It is a customized index and it is rebalanced daily. Returns are net of total expenses and are calculated on the basis of Compounded Annualized Growth Rate (CAGR). Different Plans shall have different expense structure. Mr. Chirag Mehta manages 8 Schemes, Ms. Sneha Pandey manages 4 Schemes and Ms. Mansi Vasa manages 2 Schemes of the Quantum Mutual Fund. \* Effective April 01, 2026, Mr. Chirag Mehta ceased to be the Fund Manager of the Scheme, and the Scheme is now managed by Ms. Sneha Pandey (Fund Manager) and Ms. Mansi Vasa (Fund Manager).