

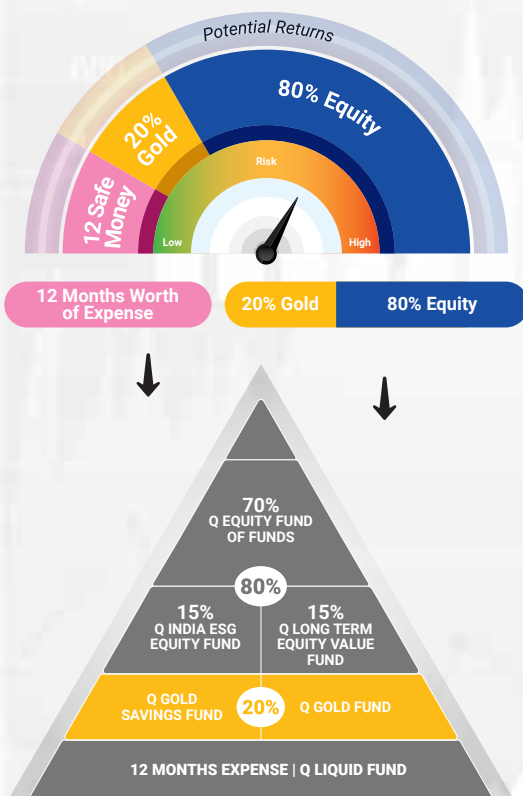
# QUANTUM GOLD SAVINGS FUND

An Open Ended Fund of Fund Scheme Investing in Quantum Gold Fund

## Investment Objective

To provide capital appreciation by predominantly investing in units of Quantum Gold Fund Replicating / Tracking Gold an Exchange Traded Fund. The performance of the Scheme may differ from that of Quantum Gold Fund and the domestic prices of gold due to expenses and certain other factors. There can be no assurance or guarantee that the investment objective of the Scheme will be achieved.

## Build your gold allocation with QGSF



\*Please note the above is a suggested fund allocation and not to be considered as an investment advice or recommendation.

## ★ Scheme Features

### Fund Manager

**Mr. Chirag Mehta**

Work experience: 19 years. He has been managing this fund since May 19, 2011.

### Category of Scheme

Fund of Fund – Domestic

### Inception Date (Date of Allotment)

May 19, 2011

### Declaration of Net Asset Value (NAV)

Every Business Day

### Entry / Sales Load

Not Applicable

### Total Expense Ratio (As on month end)

TER specified are the actual expenses charged (i.e. effective rate) as at the end of the month

**Direct Plan** - Base TER (Other Expenses) & Total TER = 0.06%

**Regular Plan** – Total TER = 0.21% (Base TER 0.21% (Inclusive 0.06% Other Expenses & 0.15% Distributor Commission))

### Benchmark Index

Tier I Benchmark - Domestic Price of Physical Gold

### Minimum Application Amount (Under each Option)

Purchase : ₹500/- and in multiples of ₹1/- thereafter.  
Additional Purchase: ₹500/- and in multiples of ₹1/- thereafter / 50 units

### Investment Options

Growth

# QUANTUM GOLD SAVINGS FUND

An Open Ended Fund of Fund Scheme  
Investing in Quantum Gold Fund

## ★ Scheme Features



### Redemption Proceeds

Processed through RTGS/NEFT mode on T+2 basis from the date of transaction where the investor's Bank details are available.

Processed through cheque on T+2 basis from the date of transaction where the required Bank details of investor are not available.



### Exit Load

Nil

NAV (as on February 28, 2023)	Direct Plan (₹/Unit)	Regular Plan (₹/Unit)
Growth Option	21.8643	21.7039

### AUM ₹(In Crores) (as on February 28, 2023)

Average AUM*	Absolute AUM
85.14	83.76

\*Cumulative Daily AuM / No of days in the month



### Brokerages & Commissions Details

Brokerages on Investments  
for February 2023 ₹18,535.32

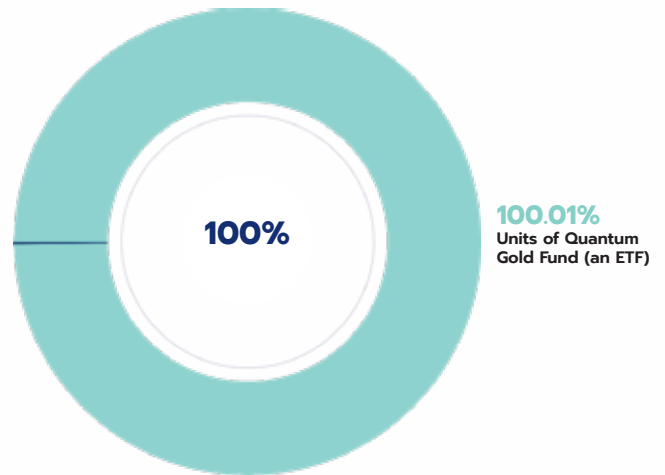
Distributor commissions  
for February 2023 ₹18,409.71

Portfolio Turnover Ratio  
(Last one year) 8.36%

## Asset Allocation (% of Net Assets) as on February 28, 2023

Units of Quantum Gold Fund - ETF	100.01%
TREPS & Net Receivable / (Payable)	-0.01%
<b>Total</b>	<b>100.00%</b>

**-0.01%**  
TREPS &  
Net Receivable /  
(Payable)



## Quantum Gold Savings Fund Performance as on February 28, 2023

The Scheme is managed by **Chirag Mehta**

Mr. Chirag Mehta is the Fund Manager managing the scheme since **May 19, 2011**

For other Schemes Managed by Mr. Chirag Mehta please see page no. 5 & 6

## Performance of the Scheme

Direct Plan

### Quantum Gold Savings Fund - Direct Plan

Period	Scheme Returns (%)	Tier I - Benchmark <sup>#</sup> Returns (%)	Additional Benchmark Returns (%) <sup>##</sup>	Current Value ₹10,000 Invested at the beginning of a given period		
				Scheme Returns (₹)	Tier I - Benchmark <sup>#</sup> Returns (₹)	Additional Benchmark Returns (₹) <sup>##</sup>
Since Inception (19th May 2011)	6.86%	8.15%	6.39%	21,864	25,198	20,754
Feb 28, 2013 to Feb 28, 2023 (10 years)	5.25%	6.49%	5.96%	16,688	18,767	17,851
Feb 29, 2016 to Feb 28, 2023 (7 years)	8.53%	8.98%	5.77%	17,737	18,262	14,809
Feb 28, 2018 to Feb 28, 2023 (5 years)	11.85%	12.76%	6.09%	17,513	18,235	13,438
Feb 28, 2020 to Feb 28, 2023 (3 years)	8.10%	9.19%	2.93%	12,634	13,020	10,906
Feb 28, 2022 to Feb 28, 2023 (1 year)	8.95%	8.85%	2.00%	10,895	10,885	10,200

<sup>#</sup>Domestic Price of Physical Gold, <sup>##</sup>CRISIL 10 Year Gilt Index.

**Past performance may or may not be sustained in the future.**

Different Plans shall have a different expense structure.

Refer to the section "GIPS Compliance" on Page no. 4 for GIPS related disclosure.

Returns are net of total expenses and are calculated on the basis of Compounded Annualized Growth Rate (CAGR).

Quantum Gold Savings Fund - Regular Plan

Period	Scheme Returns (%)	Tier I - Benchmark <sup>#</sup> Returns (%)	Additional Benchmark Returns (%) <sup>##</sup>	Current Value ₹10,000 Invested at the beginning of a given period		
				Scheme Returns (₹)	Tier I - Benchmark <sup>#</sup> Returns (₹)	Additional Benchmark Returns (₹) <sup>##</sup>
Since Inception (01st Apr 2017)	10.27%	11.62%	4.54%	17,832	19,161	13,008
Feb 28, 2018 to Feb 28, 2023 (5 years)	11.71%	12.76%	6.09%	17,405	18,235	13,438
Feb 28, 2020 to Feb 28, 2023 (3 years)	7.96%	9.19%	2.93%	12,586	13,020	10,906
Feb 28, 2022 to Feb 28, 2023 (1 year)	8.79%	8.85%	2.00%	10,879	10,885	10,200

<sup>#</sup>Domestic Price of Physical Gold, <sup>##</sup>CRISIL 10 Year Gilt Index.

Past performance may or may not be sustained in the future.

Different Plans shall have a different expense structure.

Refer to the section "GIPS Compliance" please see below for GIPS related disclosure.

Returns are net of total expenses and are calculated on the basis of Compounded Annualized Growth Rate (CAGR).

SIP Performance as on February 28, 2023

	Total Amount Invested (₹ '000)	Mkt Value as on Feb 28, 23 (₹ '000)	Tier I - Benchmark <sup>#</sup> Returns (₹'000)	Additional Benchmark Returns (₹'000) <sup>##</sup>	Returns (XIRR*) (%)	Tier I - Benchmark <sup>#</sup> Returns (%)	Additional Benchmark Returns (%) <sup>##</sup>
SIP Since Inception	1,410	2,222	2,391	2,001	7.47%	8.64%	5.79%
10 Years SIP	1,200	1,858	1,978	1,590	8.49%	9.68%	5.51%
7 Years SIP	840	1,204	1,251	985	10.15%	11.22%	4.50%
5 Years SIP	600	781	804	664	10.55%	11.72%	4.03%
3 Years SIP	360	398	405	370	6.70%	7.81%	1.84%
1 Year SIP	120	126	126	123	9.51%	10.23%	4.67%

Past performance may or may not be sustained in the future. The above SIP performance is for Quantum Gold Savings Fund - Direct plan - Growth option. Return on SIP and Benchmark are annualized and compounded investment return for cash flows resulting out of uniform and regular monthly subscriptions as on 5th day of every month (in case 5th is a non-Business Day, then the next Business Day) and have been worked out using the Excel spreadsheet function known as XIRR. XIRR calculates the internal rate of return for series of cash flow. Assuming ₹10,000 invested every month on 5th day of every month (in case 5th is a non-Business Day, then the next Business Day), the 1 year, 3 years, 5 years, 7 years, 10 years and since inception returns from SIP are annualized and compounded investment return computed on the assumption that SIP installments were received across the time periods from the start date of SIP from the end of the relevant period viz. 1 year, 3 years, 5 years, 7 years, 10 years and since Inception. \*XIRR - XIRR calculates the internal rate of return to measure and compare the profitability of series of investments.

Returns are net of total expenses.

<sup>#</sup>Domestic Price of Physical Gold, <sup>##</sup>CRISIL 10 Year Gilt Index.

Portfolio as on February 28, 2023  
QUANTUM GOLD SAVINGS FUND

Name of Instrument	Quantity	Market/ Fair Value (₹ in Lakhs)	% to Net
<b>A. EXCHANGE TRADED FUND UNITS</b>			
1. Quantum Gold Fund - Exchange Traded Fund (ETF)	1,77,58,014	8,376.46	100.01%
<b>Total of Exchange Traded Fund Units</b>		<b>8,376.46</b>	<b>100.01%</b>
<b>B. MONEY MARKET INSTRUMENTS</b>			
<b>a. TREPS*</b>		<b>7.99</b>	<b>0.10%</b>
<b>Net Receivable/(payable)</b>		<b>-8.51</b>	<b>-0.11%</b>
<b>Grand Total</b>		<b>8,375.94</b>	<b>100.00%</b>

\* Cash & Cash Equivalents

GIPS Compliance

A) Quantum Asset Management Company Pvt. Ltd. claims compliance with the Global Investment Performance Standards (GIPS®). GIPS® is a registered trademark of CFA Institute. CFA Institute does not endorse or promote this organization, nor does it warrant the accuracy or quality of the content contained herein.

B) Indian Rupee (INR) is the currency used to express performance and other statistics.



**QUANTUM MULTI ASSET FUND OF FUNDS**

Mr. Chirag Mehta is managing the scheme since July 11, 2012.

Period	February 28, 2022 to February 28, 2023 (1 year)		February 28, 2020 to February 28, 2023 (3 years)		February 28, 2018 to February 28, 2023 (5 years)	
	Scheme Return (%)	Tier I - Benchmark# Returns (%)	Scheme Return (%)	Tier I - Benchmark# Returns (%)	Scheme Return (%)	Tier I - Benchmark# Returns (%)
Quantum Multi Asset Fund of Funds - Direct Plan - Growth Option	5.85%	5.28%	9.26%	10.96%	7.82%	10.05%
Quantum Multi Asset Fund of Funds - Regular Plan - Growth Option	5.46%	5.28%	8.88%	10.96%	7.52%	10.05%

Past performance may or may not be sustained in the future. Load is not taken into consideration in Scheme Return Calculation.

#CRISIL Composite Bond Fund Index (20%) + S&P BSE Total Return Index (40%) + CRISIL Liquid Index (25%) + Domestic Price of Gold (15%). w.e.f. December 1, 2022,

benchmark of the scheme has been changed to CRISIL Dynamic Bond Fund All Index (20%) + CRISIL Liquid Fund AI Index (25%) + Nifty 50 TRI (40%) + Domestic price of Gold (15%) It is a customized index and it is rebalanced daily.

Returns are net of total expenses and are calculated on the basis of Compounded Annualized Growth Rate (CAGR).

Different Plans shall have different expense structure.

Mr. Chirag Mehta manages 4 schemes of the Quantum Mutual Fund.

**QUANTUM INDIA ESG EQUITY FUND**

Mr. Chirag Mehta Co-managing the scheme along with Ms. Sneha Joshi since July 12, 2019.

Period	February 28, 2022 to February 28, 2023 (1 year)		February 28, 2020 to February 28, 2023 (3 years)		February 28, 2018 to February 28, 2023 (5 years)	
	Scheme Return (%)	Tier I - Benchmark# Returns (%)	Scheme Return (%)	Tier I - Benchmark# Returns (%)	Scheme Return (%)	Tier I - Benchmark# Returns (%)
Quantum India ESG Equity Fund - Direct Plan - Growth Option	2.46%	-4.16%	17.95%	16.34%	NA	NA
Quantum India ESG Equity Fund - Regular Plan - Growth Option	1.69%	-4.16%	17.13%	16.34%	NA	NA

Past performance may or may not be sustained in the future.

Different Plans shall have a different expense structure.

Returns are net of total expenses and are calculated on the basis of Compounded Annualized Growth Rate (CAGR).

Mr. Chirag Mehta manages 4 Schemes and Ms. Sneha Joshi manages 1 scheme of the Quantum Mutual Fund.

#NIFTY100 ESG TRI

**QUANTUM EQUITY FUND OF FUNDS**

Mr. Chirag Mehta is managing the scheme since November 01, 2013.

Period	February 28, 2022 to February 28, 2023 (1 year)		February 28, 2020 to February 28, 2023 (3 years)		February 28, 2018 to February 28, 2023 (5 years)	
	Scheme Return (%)	Tier I - Benchmark# Returns (%)	Scheme Return (%)	Tier I - Benchmark# Returns (%)	Scheme Return (%)	Tier I - Benchmark# Returns (%)
Quantum Equity Fund of Funds - Direct Plan - Growth Option	1.67%	2.88%	14.03%	17.48%	8.70%	11.29%
Quantum Equity Fund of Funds - Regular Plan - Growth Option	1.42%	2.88%	13.76%	17.48%	8.47%	11.29%



Past performance may or may not be sustained in the future. Load is not taken into consideration in Scheme Return Calculation.

#S&P BSE 200 TRI.

Returns are net of total expenses and are calculated on the basis of Compounded Annualized Growth Rate (CAGR).

Different Plans shall have different expense structure.

Mr. Chirag Mehta manages 4 schemes of the Quantum Mutual Fund.

Name of the Scheme & Tier I Benchmark	This product is suitable for investors who are seeking*	Risk-o-meter of Scheme	Risk-o-meter of Tier I Benchmark
Quantum Gold Savings Fund (An Open Ended Fund of Fund Scheme Investing in Quantum Gold Fund) Tier I Benchmark: Domestic Price of Physical Gold	<ul style="list-style-type: none"> <li>Long term returns</li> <li>Investments in units of Quantum Gold Fund – Exchange Traded Fund whose underlying investments are in physical gold</li> </ul>	 <p>Investors understand that their principal will be at High Risk</p>	

\*Investors should consult their financial advisers if in doubt about whether the product is suitable for them.

Tax on Capital Gains#	Resident Individuals & HUF	FII's / Overseas Financial Organisations	Partnership Firm	Non Resident Indians	Indian Companies	Foreign Companies
Long Term	20% with Indexation	10% without Indexation	20% with Indexation	20% without Indexation (on transfer of long term capital assets being unlisted securities)	20% with Indexation	20% without Indexation (on transfer of long term capital assets being unlisted securities)
Short Term	Maximum 30%	30%	30%	Maximum 30%	30%	40%

#The mentioned Tax Rates shall be increased by applicable surcharge, If any, Health and Education Cess @ 4% where ever as applicable. Equity oriented schemes will also attract Securities Transaction Tax (STT) @ 0.001% at the time of redemption and switch to other schemes.

Stamp Duty applicable on Investors subscription unit transactions including Switch in as per the rate mentioned in the Amendments to Indian Stamp Act,1899

**TRANSACTION CHARGES:** No Transaction Charges shall be deducted from the investment amount for applications received in the Regular Plan.

\***Portfolio Turnover Ratio** is the percentage of a funds assets that have changed over the course of a year

Investors in the Scheme shall bear the recurring expenses of the Scheme in addition to the expenses of other schemes in which Fund of Funds scheme makes investment (subject to regulatory limits).