

QUANTUM DYNAMIC BOND FUND

An Open-ended Dynamic Debt Scheme Investing Across Duration. A relatively high interest rate risk and relatively low credit risk

Investment Objective

To generate income and capital appreciation through active management of portfolio consisting of short term, long term debt and money market instruments.

★ Scheme Features



Fund Manager

Mr. Pankaj Pathak

Work experience: 12 years. He has been managing this fund since March 01, 2017



Category of Scheme

Dynamic Bond Fund



Inception Date (Date of Allotment)

May 19, 2015



Declaration of Net Asset Value (NAV)

Every Business Day



Entry / Sales Load

Not Applicable



Total Expense Ratio (As on month end)

TER specified are the actual expenses charged (i.e. effective rate) as at the end of the month.

Direct Plan - Total TER = 0.61%

{Base TER 0.54% (Inclusive of 0.40% Management Fees & 0.14% Other Expenses) + 0.07% GST (18% GST on 0.40% Management Fees)}

Regular Plan - Total TER = 0.73%

{Base TER 0.66% (Inclusive of 0.40% Management Fees & 0.14% Other Expenses & 0.12% Distributor Commission) + 0.07% GST (18% GST on 0.40%)}



Benchmark Index

#Tier 1 Benchmark - CRISIL Dynamic Bond Fund All Index



Minimum Application Amount (Under each Option)

Purchase: ₹500/- and in multiples of ₹1/- thereafter.
Additional Purchase: ₹500/- and in multiples of ₹1/- thereafter/ 50 units

*Tier-I Benchmark of the scheme has been changed from CRISIL Composite Bond Fund Index to CRISIL Dynamic Bond Fund All Index w.e.f. April 01, 2022

QUANTUM DYNAMIC BOND FUND

An Open-ended Dynamic Debt Scheme Investing Across Duration. A relatively high interest rate risk and relatively low credit risk

★ Scheme Features



Investment Options

Growth Option, Monthly Payout of Income Distribution Cum Capital Withdrawal (IDCW) Option and Monthly Reinvestment of Income Distribution Cum Capital Withdrawal (IDCW) Option



Redemption Proceeds

Processed through RTGS/NEFT mode on T+1 basis from the date of transaction where the investor's Bank details are available.

Processed through cheque on T+1 basis from the date of transaction where the required Bank details of investor are not available.



Exit Load

Nil

NAV (as on April 29, 2022)	Direct Plan (₹/Unit)	Regular Plan (₹/Unit)
Monthly IDCW Option	10.1282	10.2024
Growth Option	16.9856	16.8884

AUM ₹(In Crores) (as on April 30, 2022)

Average AUM*	Absolute AUM
84.80	84.81

*Cumulative Daily AUM / No of days in the month

Weighted Average Maturity as on April 29, 2022

Weighted Average Maturity	(In years)
At the end of the month	2.66
Modified Duration	2.21
Macaulay's Duration	2.29

Brokerages & Commissions Details

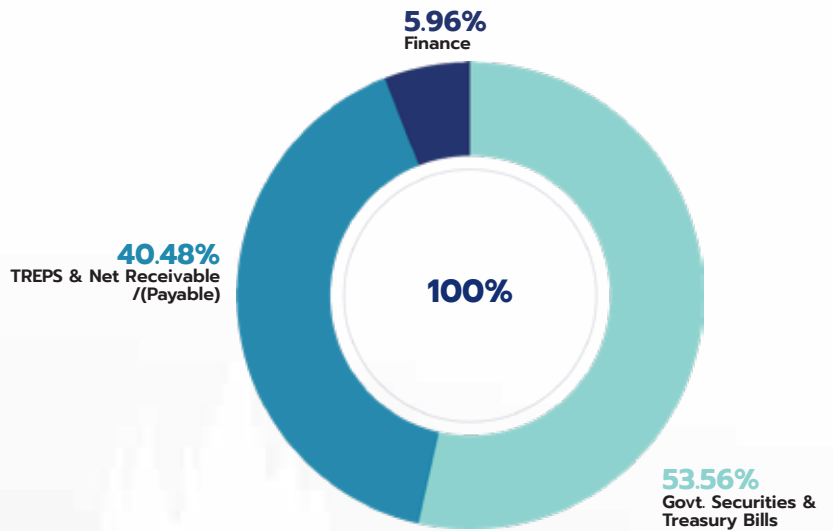
Brokerages on Investments for April 2022	NIL
Distributor commissions paid during April 2022	₹2,641.94
Portfolio yield	5.56%

Record Date	Income Distribution History - Monthly IDCW		Gross IDCW per unit (Rs.)	
			Direct Plan	Regular Plan
			Individual/Non Individual	Individual/Non Individual
25-Feb-22			0.04419185	0.04446687
25-Mar-22			0.03414111	0.03421220
25-Apr-22			0.03996392	0.04360795

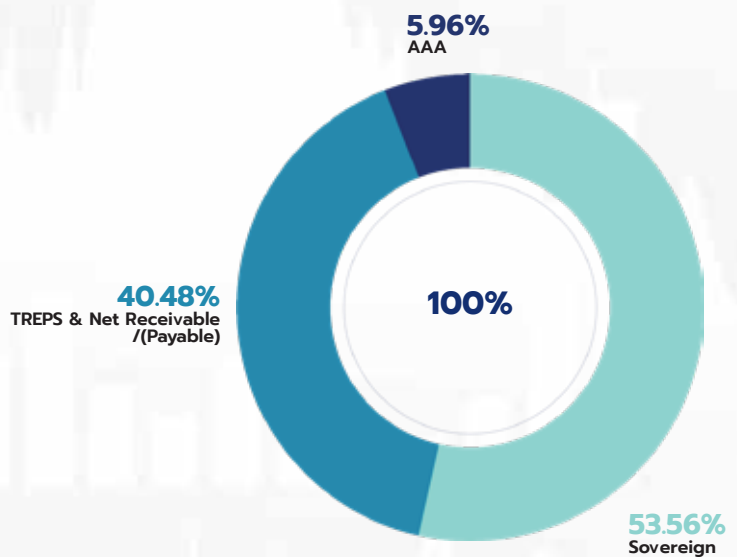
*Investors are paid IDCW post deduction of TDS on Gross IDCW as applicable as per Finance Act 2020

Asset Allocation & Rating Profile (% of Net Assets) as on April 29, 2022

Govt. Securities & Treasury Bills	53.56%
TREPS & Net Receivable / (Payable)	40.48%
Finance	5.96%
Total	100.00%



Sovereign	53.56%
TREPS & Net Receivable / (Payable)	40.48%
AAA	5.96%
Total	100.00%



Quantum Dynamic Bond Fund Performance as on April 29, 2022

The Scheme is managed by **Mr. Pankaj Pathak**.

Mr. Pankaj Pathak is the Fund Manager managing the scheme since **March 01, 2017**

For other Schemes Managed by Mr. Pankaj Pathak please see page no. 5

Quantum Dynamic Bond Fund - Direct Plan - Growth Option

Period	Scheme Returns (%)	Tier 1 - Benchmark [#] Returns (%)	Additional Benchmark Returns (%) ^{##}	Current Value ₹10,000 Invested at the beginning of a given period		
				Scheme Returns (₹)	Tier 1 - Benchmark [#] Returns (₹)	Additional Benchmark Returns (₹) ^{##}
Since Inception (19th May 2015)	7.92%	7.87%	6.14%	16,986	16,940	15,136
April 28, 2017 to April 29, 2022 (5 years)	6.66%	7.20%	4.94%	13,810	14,161	12,730
April 30, 2019 to April 29, 2022 (3 years)	7.36%	8.25%	5.65%	12,374	12,683	11,792
April 30, 2021 to April 29, 2022 (1 year)	3.04%	2.61%	-1.95%	10,303	10,260	9,805

[#]CRISIL Dynamic Bond Fund All Index, ^{##}CRISIL 10 Year Gilt Index. **Past performance may or may not be sustained in the future.**
 Different Plans shall have a different expense structure.
 Refer to the section "GIPS Compliance" on Page no. 5 for GIPS related disclosure.
 Returns are net of total expenses and are calculated on the basis of Compounded Annualized Growth Rate (CAGR).

Quantum Dynamic Bond Fund - Regular Plan - Growth Option

Period	Scheme Returns (%)	Tier 1 - Benchmark [#] Returns (%)	Additional Benchmark Returns (%) ^{##}	Current Value ₹10,000 Invested at the beginning of a given period		
				Scheme Returns (₹)	Tier 1 - Benchmark [#] Returns (₹)	Additional Benchmark Returns (₹) ^{##}
Since Inception (01st Apr 2017)	6.50%	7.06%	4.59%	13,771	14,147	12,564
April 28, 2017 to April 29, 2022 (5 years)	6.54%	7.20%	4.94%	13,732	14,161	12,730
April 30, 2019 to April 29, 2022 (3 years)	7.23%	8.25%	5.65%	12,328	12,683	11,792
April 30, 2021 to April 29, 2022 (1 year)	2.91%	2.61%	-1.95%	10,291	10,260	9,805

[#]CRISIL Dynamic Bond Fund All Index, ^{##}CRISIL 10 Year Gilt Index. **Past performance may or may not be sustained in the future.**
 Different Plans shall have a different expense structure. Refer to the section "GIPS Compliance" on Page no. 5 for GIPS related disclosure.
 Returns are net of total expenses and are calculated on the basis of Compounded Annualized Growth Rate (CAGR).

QUANTUM DYNAMIC BOND FUND

Name of Instrument	Rating	Market Value ₹ in Lakhs	% to Net Asset	Yield to Maturity
DEBT INSTRUMENTS				
A) Listed /Awaiting listing on Stock Exchanges				
i. Bonds				
1. 6.4% NABARD Sr 20K NCD (MD 31/07/2023)	ICRA AAA	505.40	5.96%	5.46%
Total of Bonds		505.40	5.96%	
ii. Government Securities				
1. 5.74% GOI (MD 15/11/2026)	Sovereign	2,893.37	34.11%	6.66%
2. 6.79% GOI (MD 15/05/2027)	Sovereign	1,497.54	17.66%	6.83%
3. 7.17% GOI (MD 08/01/2028)	Sovereign	101.09	1.19%	6.93%
4. 7.37% GOI (MD 16/04/2023)	Sovereign	51.08	0.60%	5.03%
Total of Government Securities		4,543.08	53.56%	
B. Privately Placed/Unlisted		NIL	NIL	NIL
C. Securitized Debt Instruments		NIL	NIL	NIL
Total of Debt Instruments		5,048.48	59.52%	
MONEY MARKET INSTRUMENTS				
a. TREPS		3,268.45	38.54%	3.95%
Net Receivable/(payable)		164.34	1.94%	
Grand Total		8,481.27	100.00%	

*Cash & Cash Equivalents

GIPS Compliance

A) Quantum Asset Management Company Pvt. Ltd. claims compliance with the Global Investment Performance Standards (GIPS®). GIPS® is a registered trademark of CFA Institute. CFA Institute does not endorse or promote this organization, nor does it warrant the accuracy or quality of the content contained herein.

B) Indian Rupee (INR) is the currency used to express performance and other statistics.

PERFORMANCE OF THE FUNDS MANAGED BY PANKAJ PATHAK

QUANTUM LIQUID FUND

Mr. Pankaj Pathak is the Fund Manager managing the scheme since March 01, 2017.

Period	April 30, 2021 to April 30, 2022 (1 year)		April 30, 2019 to April 30, 2022 (3 years)		April 28, 2017 to April 30, 2022 (5 years)	
	Scheme Return (%)	Tier 1 - Benchmark# Returns (%)	Scheme Return (%)	Tier 1 - Benchmark# Returns (%)	Scheme Return (%)	Tier 1 - Benchmark# Returns (%)
Quantum Liquid Fund - Direct Plan - Growth Option	3.36%	3.63%	3.97%	4.39%	4.94%	5.38%
Quantum Liquid Fund - Regular Plan - Growth Option	3.25%	3.63%	3.87%	4.39%	4.86%	5.38%

Past performance may or may not be sustained in the future.



*CRISIL Indices - CRISIL Liquid Fund AI Index.

Returns are net of total expenses and are calculated on the basis of Compounded Annualized Growth Rate (CAGR)

Different Plans shall have different expense structure.

Mr. Pankaj Pathak manages 2 schemes of the Quantum Mutual Fund.

Product Labeling

Name of the Scheme & Tier I Benchmark	This product is suitable for investors who are seeking*	Risk-o-meter of Scheme	Risk-o-meter of Tier I Benchmark
Quantum Dynamic Bond Fund (An Open-ended Dynamic Debt Scheme Investing Across Duration. A relatively high interest rate risk and relatively low credit risk.) Tier I Benchmark: CRISIL Dynamic Bond Fund All Index	<ul style="list-style-type: none"> Regular income over short to medium term and capital appreciation Investment in Debt / Money Market Instruments / Government Securities 	 <p>Investors understand that their principal will be at Low to Moderate Risk</p>	

*Investors should consult their financial advisers if in doubt about whether the product is suitable for them.

The Risk Level of the Scheme in scheme Risk O Meter is basis its portfolio as on April 30, 2022.

The Risk Level of the Tier I Benchmark Index in the Risk O Meter is basis its constituents as on April 30, 2022.

PRC Matrix – Quantum Dynamic Bond Fund

Credit Risk →	Relatively Low (Class A)	Moderate (Class B)	Relatively High (Class C)
Interest Rate Risk ↓			
Relatively Low (Class I)			
Moderate (Class II)			
Relatively High (Class III)	A-III		

Tax on Capital Gains#	Resident Individuals & HUF	FII's / Overseas Financial Organisations	Partnership Firm	Non Resident Indians	Indian Companies	Foreign Companies
Long Term	20% with Indexation	10% without Indexation	20% with Indexation	10% without Indexation (on transfer of long term capital assets being unlisted securities)	20% with Indexation	10% without Indexation (on transfer of long term capital assets being unlisted securities)
Short Term	Maximum 30%	30%	30%	Maximum 30%	30%	40%

#The mentioned Tax Rates shall be increased by applicable surcharge, If any, Health and Education Cess @ 4% where ever as applicable. Equity oriented schemes will also attract Securities Transaction Tax (STT) @ 0.001% at the time of redemption and switch to other schemes.

Stamp Duty applicable on Investors subscription unit transactions including Switch in as per the rate mentioned in the Amendments to Indian Stamp Act,1899

TRANSACTION CHARGES: No Transaction Charges shall be deducted from the investment amount for applications received in the Regular Plan.