

QUANTUM GOLD FUND

An Open Ended Scheme Replicating/
Tracking Gold

Investment Objective

To generate returns that are in line with the performance of gold and gold related instruments subject to tracking errors. However, investment in gold related instruments will be made if and when SEBI permits mutual funds to invest, in gold related instruments. The Scheme is designed to provide returns that before expenses, closely correspond to the returns provided by gold.

★ Scheme Features



Fund Manager

Mr. Chirag Mehta

Work experience: 19 years. He has been managing this fund since May 01, 2009

Ms. Ghazal Jain

Work experience: 4.7 years. She has been managing this fund since June 2, 2020



Category of Scheme

Exchange Traded Fund



Inception Date (Date of Allotment)

February 22, 2008



Declaration of Net Asset Value (NAV)

Every Business Day



Entry / Sales Load

Not Applicable



Total Expense Ratio (As on month end)

TER specified are the actual expenses charged (i.e. effective rate) as at the end of the month.

Total TER = 0.78%

{Base TER 0.72% (Inclusive of 0.36% Management Fees & 0.36% Other Expenses) + 0.06% GST (18% GST on 0.36% Management Fees)}



Benchmark Index

Domestic Price of Physical Gold



Minimum Application Amount (Under each Option)

Directly with Fund: The investors can create / redeem in exchange of Portfolio Deposit and Cash Component in creation unit size at NAV based Price. On the Exchange: Approx equal to price of 1/2 gram of Gold quoted on the NSE. On NSE, the units can be purchased / sold in minimum lot of 1 units and in multiples therefore.



Investment Options

Growth

QUANTUM GOLD FUND

An Open Ended Scheme Replicating/
Tracking Gold

★ Scheme Features



Redemption Proceeds

Processed through RTGS/NEFT mode on T+3 basis from the date of transaction where the investor's Bank details are available.

Processed through cheque on T+3 basis from the date of transaction where the required Bank details of investor are not available.



Exit Load

Nil
(retail investor can exit the scheme only through secondary market)

NAV (as on October 29, 2021)	(₹/Unit)
Growth Option	2061.7323

AUM ₹(In Crores)

(as on October 31, 2021)

Average AUM*	Absolute AUM
134.67	136.54

*Cumulative Daily AUM / No of days in the month

Key Statistics

Tracking Error 0.118%

Brokerages & Commissions Details

Brokerages on Investments for October 2021 NIL

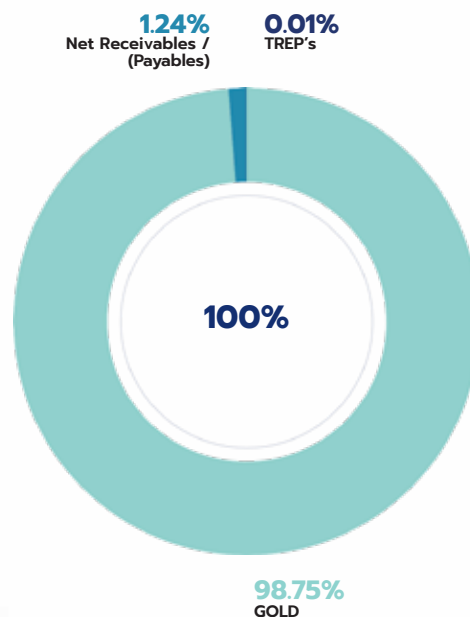
Distributor commissions for October 2021 NIL

Portfolio Turnover Ratio (Last one year) 3.61%

Gold	No. of Bars
GOLD .995 Purity 1KG BAR at Mumbai Location	256
GOLD .999 Purity 100 Gram BAR at Mumbai Location	10
GOLD .995 Purity 1KG BAR at Ahmedabad Location	14
GOLD .999 Purity 100 Gram BAR at Ahmedabad Location	110

Asset Allocation (% of Net Assets) as on October 31, 2021

GOLD	98.75%
Net Receivables/(Payables)	1.24%
TREPS	0.01%
Total	100.00%



Quantum Gold Fund Performance as on October 29, 2021

The Scheme is managed by **Chirag Mehta and Ghazal Jain.**

Mr. **Chirag Mehta** is the Fund Manager managing the scheme since **May 1, 2009** and Ms. **Ghazal Jain** is the Associate Fund Manager managing the scheme since **June 2, 2020**

For other Schemes Managed by Mr. Chirag Mehta and Ms. Ghazal Jain please see page no. 4 & 5

Performance of the Scheme

Quantum Gold Fund

				Current Value ₹10,000 Invested at the beginning of a given period		
		Benchmark	Additional Benchmark		Benchmark	Additional Benchmark
Period	Scheme Returns (%)	Domestic Price of Gold Returns (%)	CRISIL 10 Year Gilt Index Returns (%)	Scheme (₹)	Domestic Price of Gold (₹)	CRISIL 10 Year Gilt Index (₹)
Since Inception (22nd Feb 2008)	9.53%	10.37%	6.61%	34,775	38,641	24,029
Oct 31, 2011 to Oct 29, 2021 (10 years)	4.63%	5.66%	7.41%	15,719	17,350	20,434
Oct 31, 2014 to Oct 29, 2021 (7 years)	8.03%	9.10%	7.48%	17,174	18,403	16,565
Oct 28, 2016 to Oct 29, 2021 (5 years)	8.43%	9.46%	5.85%	14,992	15,723	13,291
Oct 31, 2018 to Oct 29, 2021 (3 years)	13.37%	14.41%	8.30%	14,567	14,970	12,698
Oct 30, 2020 to Oct 29, 2021 (1 year)	-5.61%	-4.92%	1.66%	9,441	9,510	10,165

Past performance may or may not be sustained in the future.

Returns are net of total expenses and are calculated on the basis of Compounded Annualized Growth Rate (CAGR).

The Scheme being Exchange Traded Fund has one plan to invest through stock exchange and having a single expense structure.

Refer to the section "GIPS Compliance" on Page no. 4 for GIPS related disclosure.

Name of Instrument	Quantity	Market/ Fair Value (₹ in Lakhs)	% to Net Assets
Gold			
1. GOLD .995 Purity 1KG BAR at Mumbai Location	256	12,239.49	89.64%
2. GOLD .995 Purity 1KG BAR at Ahmedabad Location	14	668.68	4.90%
3. GOLD .999 Purity 100 Gram BAR at Ahmedabad Location	110	527.34	3.86%
4. GOLD .999 Purity 100 Gram BAR at Mumbai Location	10	47.99	0.35%
Total of Gold		13,483.50	98.75%
MONEY MARKET INSTRUMENTS			
A. TREPS*		163	0.01%
Net Receivable/(payable)		168.49	1.24%
Grand Total		13,653.62	100.00%

* Cash & Cash Equivalents

GIPS Compliance

- A) Quantum Asset Management Company Pvt. Ltd. claims compliance with the Global Investment Performance Standards (GIPS®). GIPS® is a registered trademark of CFA Institute. CFA Institute does not endorse or promote this organization, nor does it warrant the accuracy or quality of the content contained herein.
- B) Indian Rupee (INR) is the currency used to express performance and other statistics.

PERFORMANCE OF THE FUNDS MANAGED BY CHIRAG MEHTA

QUANTUM MULTI ASSET FUND OF FUNDS

Mr. Chirag Mehta Co-managing along with Mr. Nilesh Shetty since July 11, 2012.

Period	Oct 30, 2020 to Oct 29, 2021 (1 year)		Oct 31, 2018 to Oct 29, 2021 (3 years)		Oct 28, 2016 to Oct 29, 2021 (5 years)	
	Scheme Return (%)	Benchmark Return*	Scheme Return (%)	Benchmark Return*	Scheme Return (%)	Benchmark Return*
Quantum Multi Asset Fund of Funds - Direct Plan	14.08%	19.55%	10.13%	14.54%	8.73%	11.92%
Quantum Multi Asset Fund of Funds - Regular Plan	13.66%	19.55%	9.83%	14.54%	NA	NA

Past performance may or may not be sustained in the future. Load is not taken into consideration in Scheme Return Calculation.

*Benchmark has been changed from Crisil Composite Bond Fund Index (40%) + S&P BSE SENSEX Total Return Index (40%) + Domestic price of gold (20%) to CRISIL Composite Bond Fund Index (20%) + S&P BSE Total Return Index (40%) + CRISIL Liquid Index (25%) + Domestic Price of Gold (15%) with effective from April 01, 2021.

It is a customized index and it is rebalanced daily.

Returns are net of total expenses and are calculated on the basis of Compounded Annualized Growth Rate (CAGR).

Different Plans shall have different expense structure.

Mr. Chirag Mehta manages 5 schemes of the Quantum Mutual Fund. Mr. Nilesh Shetty manages 2 schemes of the Quantum Mutual Fund.

QUANTUM INDIA ESG EQUITY FUND

Mr. Chirag Mehta Co-managing along with Ms. Sneha Joshi since July 12, 2019.

Period	Oct 30, 2020 to Oct 29, 2021 (1 year)		Oct 31, 2018 to Oct 29, 2021 (3 years)		Oct 28, 2016 to Oct 29, 2021 (5 years)	
	Scheme Return (%)	NIFTY 100 ESG TRI Returns# (%)	Scheme Return (%)	NIFTY 100 ESG TRI Returns# (%)	Scheme Return (%)	NIFTY 100 ESG TRI Returns# (%)
Quantum India ESG Equity Funds - Direct Plan	52.34%	56.68%	NA	NA	NA	NA
Quantum India ESG Equity Funds - Regular Plan	51.19%	56.68%	NA	NA	NA	NA

Past performance may or may not be sustained in the future.

Different Plans shall have a different expense structure.

Returns are net of total expenses and are calculated on the basis of Compounded Annualized Growth Rate (CAGR).

Mr. Chirag Mehta manages 5 Schemes and Ms. Sneha Joshi manages 1 Scheme of the Quantum Mutual Fund.

#Benchmark Return

QUANTUM EQUITY FUND OF FUNDS

Mr. Chirag Mehta is managing the fund since November 01, 2013.

Period	Oct 30, 2020 to Oct 29, 2021 (1 year)		Oct 31, 2018 to Oct 29, 2021 (3 years)		Oct 28, 2016 to Oct 29, 2021 (5 years)	
	Scheme Return (%)	S&P BSE 200 TRI Returns# (%)	Scheme Return (%)	S&P BSE 200 TRI Returns# (%)	Scheme Return (%)	S&P BSE 200 TRI Returns# (%)
Quantum Equity Fund of Funds - Direct Plan - Growth Option	54.07%	57.54%	19.02%	21.33%	14.10%	16.69%
Quantum Equity Fund of Funds - Regular Plan - Growth Option	53.69%	57.54%	18.76%	21.33%	NA	NA

Past performance may or may not be sustained in the future. Load is not taken into consideration in Scheme Return Calculation.

#Benchmark returns.

Returns are net of total expenses and are calculated on the basis of Compounded Annualized Growth Rate (CAGR).

Different Plans shall have different expense structure.

Mr. Chirag Mehta manages 5 schemes of the Quantum Mutual Fund.



PERFORMANCE OF THE FUNDS MANAGED BY CHIRAG MEHTA & GHAZAL JAIN

QUANTUM GOLD SAVINGS FUND

Mr. Chirag Mehta managing the scheme since May 19, 2011 and Ms. Ghazal Jain Co-managing the scheme since June 2, 2020.

Period	Oct 30, 2020 to Oct 29, 2021 (1 year)		Oct 31, 2018 to Oct 29, 2021 (3 years)		Oct 28, 2016 to Oct 29, 2021 (5 years)	
	Scheme Return (%)	Domestic Price of Gold Returns# (%)	Scheme Return (%)	Domestic Price of Gold Returns# (%)	Scheme Return (%)	Domestic Price of Gold Returns# (%)
Quantum Gold Savings Fund - Direct Plan	-6.48%	-4.92%	13.47%	14.41%	8.11%	9.46%
Quantum Gold Savings Fund - Regular Plan	-6.57%	-4.92%	13.34%	14.41%	NA	NA


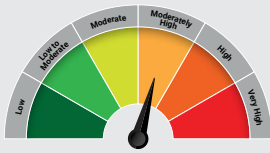
Past performance may or may not be sustained in the future.

#Benchmark returns.

Returns are net of total expenses and are calculated on the basis of Compounded Annualized Growth Rate (CAGR).

Different Plans shall have different expense structure.

Mr. Chirag Mehta manages 5 Schemes and Ms. Ghazal Jain manages 2 Schemes of the Quantum Mutual Fund.

Name of the Scheme & Primary Benchmark	This product is suitable for investors who are seeking*	Risk-o-meter of Scheme	Risk-o-meter of Benchmark
Quantum Gold Fund (An Open Ended Scheme Replicating / Tracking Gold) Primary Benchmark: Domestic Price of Gold	<ul style="list-style-type: none"> Long term returns Investments in physical gold 	 <p>Investors understand that their principal will be at Moderately High Risk</p>	

*Investors should consult their financial advisers if in doubt about whether the product is suitable for them. The Risk Level of the Scheme in scheme Risk O Meter is basis it's portfolio as on October 31, 2021. The Risk Level of the Benchmark Index in the Risk O Meter is basis it's constituents as on October 31, 2021.

Tax on Capital Gains#	Resident Individuals & HUF	FII's / Overseas Financial Organisations	Partnership Firm	Non Resident Indians	Indian Companies	Foreign Companies
Long Term	20% with Indexation	10% without Indexation	20% with Indexation	20% without Indexation (on transfer of long term capital assets being listed securities)	20% with Indexation	20% without Indexation (on transfer of long term capital assets being listed securities)
Short Term	Maximum 30%	30%	30%	Maximum 30%	30%	40%

#The mentioned Tax Rates shall be increased by applicable surcharge, If any, Health and Education Cess @ 4% where ever as applicable. Equity oriented schemes will also attract Securities Transaction Tax (STT) @ 0.001% at the time of redemption and switch to other schemes. Stamp Duty applicable on Investors subscription unit transactions including Switch in as per the rate mentioned in the Amendments to Indian Stamp Act,1899
TRANSACTION CHARGES: No Transaction Charges shall be deducted from the investment amount for applications received.
 TCS @ 0.075% applicable on all creation and redemption transactions till 31/03/2021. Effective 1st April, 2021 TCS rate would be 0.10 %.

^^ Note:

Tracking Error is calculated on Annualised basis using 3 years history of daily returns.

Definitions

Tracking Error: is a measure of how closely a fund follows the index to which it is benchmarked. The more passively the fund is managed, the smaller the tracking error. In the case of Exchange Traded Funds, the lower the Tracking Error, the better

***Portfolio Turnover Ratio** is the percentage of a funds assets that have changed over the course of a year