

## Fund Details (as on June 30, 2024)

**Category of Scheme** Exchange Traded Fund

### Investment Objective

The Investment Objective of the Scheme is to generate returns that are in line with the performance of gold and gold related instruments subject to tracking errors. However, investment in gold related instruments will be made if and when SEBI permits mutual funds to invest, in gold related instruments. The Scheme is designed to provide returns that before expenses, closely correspond to the returns provided by gold. There is no assurance that the Investment Objective of the Scheme will be achieved.

### Inception Date (Date of Allotment)

February 22, 2008

### Benchmark Index

Tier I Benchmark - Domestic Price of Physical Gold

### Declaration of Net Asset Value (NAV)

Every Business Day

### NAV (₹/Unit) (as on June 28, 2024)

60.2059

### AUM ₹(In Crores) (as on June 30, 2024)

Average AUM\* : 206.60

Absolute AUM : 206.28

\*Cumulative Daily AUM / No of days in the month

### Fund Manager

**Mr. Chirag Mehta** (Work experience: 20 years)

He has been managing this fund since June 1, 2024

### Scrip Code

QGOLDHALF

### Key Statistics

Tracking Error : 0.148%

### Entry Load

Not Applicable

### Exit Load

Nil (retail investor can exit the scheme only through secondary market)

### Total Expense Ratio (As on month end)

TER specified are the actual expenses charged (i.e. effective rate) as at the end of the month.

Direct Plan – Total TER : 0.78%

### Minimum Application Amount (Under each Option)

Directly with Fund: The investors can create / redeem in exchange of Portfolio Deposit and Cash Component in creation unit size at NAV based Price. On the Exchange: Approx equal to price of 1/100 gram of Gold quoted on the NSE. On NSE, the units can be purchased / sold in minimum lot of 1 units and in multiples therefore.

### Brokerages & Commissions Details

Brokerages on Investments for June 2024: Nil

Distributor commissions for June 2024: Nil

### Redemption Proceeds

Processed through RTGS/NEFT mode on T+2 basis from the date of transaction where the investor's Bank details are available.

Processed through cheque on T+2 basis from the date of transaction where the required Bank details of investor are not available.

## Portfolio as on June 30, 2024

Name of Instrument	% to NAV
<b>Gold</b>	
1. GOLD .995 Purity 1KG BAR at Mumbai Location	91.51%
2. GOLD .995 Purity 1KG BAR at Ahmedabad Location	5.20%
3. GOLD .999 Purity 100 Gram BAR at Ahmedabad Location	1.78%
4. GOLD .999 Purity 100 Gram BAR at Mumbai Location	0.70%
<b>Total of Gold</b>	<b>99.19%</b>
<b>MONEY MARKET INSTRUMENTS</b>	
<b>A. TREPS*</b>	<b>0.01%</b>
<b>Net Receivable/(payable)</b>	<b>0.80%</b>
<b>Grand Total</b>	<b>100.00%</b>

\* Cash & Cash Equivalents

### a) Tax On Income Distribution (IDCW Option)

INVESTOR	INCOME TAX RATE	TDS
Resident Individuals/ HUF/Domestic Company	Applicable Slab rates + Surcharge as applicable + 4 % Health & Education Cess	10% (if income distributed is more than Rs.5,000 during Financial Year)
Non-Resident	20% plus Surcharge as applicable + 4% Health & Education Cess	20% plus Surcharge as applicable + 4% Health & Education Cess

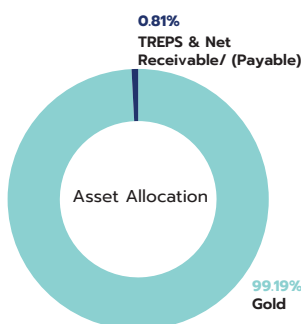
### b) Tax on Capital Gains\* (For Investment done on or after 1st April, 2023)

	Short Term (Irrespective of Holding Period)
Resident Individuals , HUF , Domestic Companies	Applicable Slab Rates - Maximum 30%
FII's	Applicable Slab Rates - Maximum 30%
Non-Resident Indians	Applicable Slab Rates - Maximum 30% (TDS deducted @ 30%)
TDS Deducted on NRI Capital Gains	30% plus Education Cess = 31.20% (Applicable surcharge not deducted)

\*The mentioned Tax Rates shall be increased by applicable surcharge if any, Health and Education Cess @4%. For further details on Taxation please refer the clause of Taxation of SAL. Investment done prior to 1st April, 2023, earlier Tax structure would be applicable.

Stamp Duty applicable on Investors subscription unit transactions including Switch in as per the rate mentioned in the Amendments to Indian Stamp Act,1899

## Asset Allocation as on June 30, 2024



## GIPS Compliance

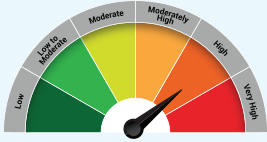

- Quantum Asset Management Company Pvt. Ltd. claims compliance with the Global Investment Performance Standards (GIPS®). GIPS® is a registered trademark of CFA Institute. CFA Institute does not endorse or promote this organization, nor does it warrant the accuracy or quality of the content contained herein.
- Indian Rupee (INR) is the currency used to express performance and other statistics.

# QUANTUM GOLD FUND

An Open Ended Scheme Replicating/Tracking Gold



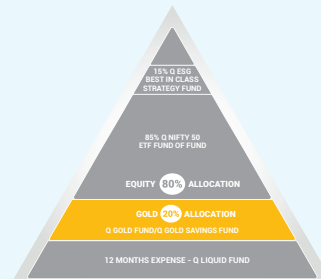
## Product Labeling

Name of the Scheme & Tier I Benchmark	This product is suitable for investors who are seeking*	Risk-o-meter of Scheme	Risk-o-meter of Tier I Benchmark
<p><b>Quantum Gold Fund</b> (An Open Ended Scheme Replicating / Tracking Gold) Tier I Benchmark: Domestic Price of physical gold</p>	<ul style="list-style-type: none"> <li>Long term returns</li> <li>Investments in physical gold</li> </ul>	 <p>Investors understand that their principal will be at High Risk</p>	

\*Investors should consult their financial advisers if in doubt about whether the product is suitable for them.

Disclaimer of NSE: It is to be distinctly understood that the permission given by National Stock Exchange of India Limited (NSE) should not in any way be deemed or construed that the Scheme Information Document (SID) of Quantum Gold Fund (QGF) has been cleared or approved by NSE nor does it certify the correctness or completeness of any of the contents of the SIDs. The investors are advised to refer to the SID of Q NIFTY for the full text of the Disclaimer clause of NSE

## Invest in Gold – the Smart & Thoughtful way – QGF in our Asset Allocation Strategy



Please note the above is a suggested asset allocation and not to be considered as an investment advice or recommendation.



Know More

# Performance of the Scheme

## Quantum Gold Fund as on June 28, 2024

Quantum Gold Fund				Current Value ₹10,000 Invested at the beginning of a given period		
Period	Scheme Returns (%)	Tier I - Benchmark <sup>#</sup> Returns (%)	Additional Benchmark Returns (%) <sup>##</sup>	Scheme Returns (₹)	Tier I - Benchmark <sup>#</sup> Returns (₹)	Additional Benchmark Returns (₹) <sup>##</sup>
Since Inception (22nd Feb 2008)	10.44%	11.32%	6.34%	50,775	57,816	27,352
10 years	8.70%	9.75%	7.02%	23,026	25,367	19,716
7 years	12.76%	13.81%	5.30%	23,174	24,735	14,353
5 years	14.62%	15.67%	5.50%	19,802	20,719	13,076
3 years	14.43%	15.48%	4.15%	14,979	15,394	11,296
1 year	22.34%	23.53%	7.30%	12,228	12,346	10,728

<sup>#</sup>Domestic Price of physical gold, <sup>##</sup>CRISIL 10 Year Gilt Index.

Past performance may or may not be sustained in the future.

Returns are net of total expenses and are calculated on the basis of Compounded Annualized Growth Rate (CAGR).

The Scheme being Exchange Traded Fund has one plan to invest through stock exchange and having a single expense structure.