

QUANTUM SMALL CAP FUND

An Open Ended-Equity Scheme Predominantly Investing in Small Cap Stocks



Fund Details (as on August 31, 2025)

Category of Scheme Small Cap Fund

Investment Objective

The Investment Objective of the Scheme to generate capital appreciation by investing predominantly in Small Cap Stocks.

There is no assurance that the investment objective of the scheme will be achieved.

Inception Date (Date of Allotment)

November 03, 2023

Benchmark Index

BSE 250 SmallCap TRI

Declaration of Net Asset Value (NAV)

Every Business Day

NAV of Plans/Options (as on August 29, 2025)

	Direct (₹/Unit)	Regular (₹/Unit)
Growth	12.67	12.32

AUM ₹ (In Crores) (as on August 31, 2025)

Average AUM* : 150.94

Absolute AUM : 153.75

*Cumulative Daily AUM / No of days in the month

Fund Manager

Mr. Chirag Mehta - Fund Manager

(Work experience: 23 years)

He has been managing this fund effective from November 03, 2023.

Mrs. Abhilasha Satale - Associate Fund Manager

(Work experience: 20 years)

She has been managing this fund effective from November 03, 2023.

Key Statistics

Not Applicable

Not computed since the Scheme has not completed 3 years from its inception.

Entry Load

Not Applicable

Exit Load

• NIL: If 10% of units if redeemed or switched out on or before 365 days from the date of allotment.

• 1%: If Remaining 90% of units if redeemed or switched out on or before 365 days from the date of allotment.

• NIL: If redeemed or switched out after 365 days from the date of allotment.

Note: Redemptions, Switch, Systematic Withdrawal Plan (SWP) and Systematic Transfer Plan (STP) will be processed on First In First Out (FIFO) basis and the applicable exit load will be charged. However, no exit load will be charged for switches between option /plan within the scheme.

Total Expense Ratio (As on month end)

Direct Plan – Total TER : 0.70%

Regular Plan – Total TER : 2.17%

TER specified are the actual expenses charged (i.e. effective rate) as at the end of the month and are inclusive of GST on Management Fees.

Minimum Application Amount (Under each Option)

Purchase: ₹500/- and in multiples of ₹1/- thereafter.

Additional Purchase: ₹500/- and in multiples of ₹1/- thereafter/ 50 units.

Brokerages & Commissions Details

Brokerages on Investments for August 2025: ₹57,709.00

Distributor commissions for August 2025: ₹6,35,293.00

Portfolio Turnover Ratio (Last one year): 8.64%

Redemption Proceeds

Processed through RTGS/NEFT mode on T+2 basis from the date of transaction where the investor's Bank details are available.

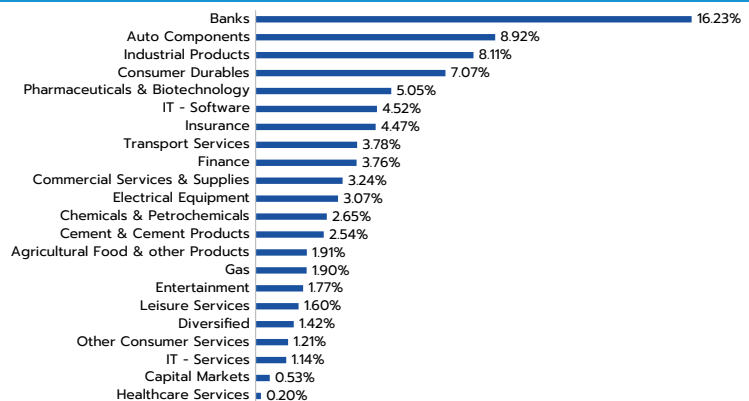
Processed through cheque on T+2 basis from the date of transaction where the required Bank details of investor are not available.

Portfolio as on August 31, 2025

Name of Instrument	Industry	% to NAV	Annualised Yield to Maturity
EQUITY & EQUITY RELATED			
A) Listed /Awaiting listing on Stock Exchanges			
1. Lumax Industries Limited	Auto Components	2.87%	
2. Supriya Lifescience Limited	Pharmaceuticals & Biotechnology	2.76%	
3. Mold-Tek Packaging Limited	Industrial Products	2.65%	
4. S H Kelkar and Company Limited	Chemicals & Petrochemicals	2.65%	
5. Genus Power Infrastructures Limited	Electrical Equipment	2.62%	
6. CSB Bank Limited	Banks	2.55%	
7. Nuvoco Vistas Corporation Limited	Cement & Cement Products	2.54%	
8. Crompton Greaves Consumer Electricals Limited	Consumer Durables	2.47%	
9. Karur Vysya Bank Limited	Banks	2.41%	
10. HDFC Bank Limited	Banks	2.37%	
11. Star Health And Allied Insurance Company Limited	Insurance	2.35%	
12. Carysil Limited	Consumer Durables	2.30%	
13. EPL Limited	Industrial Products	2.30%	
14. Eris Lifesciences Limited	Pharmaceuticals & Biotechnology	2.29%	
15. ICICI Prudential Life Insurance Company Limited	Insurance	2.12%	
16. City Union Bank Limited	Banks	2.12%	
17. Gateway Distriparks Limited	Transport Services	2.06%	
18. Can Fin Homes Limited	Finance	2.03%	
19. Axis Bank Limited	Banks	1.98%	
20. Kotak Mahindra Bank Limited	Banks	1.92%	
21. CCL Products (India) Limited	Agricultural Food & other Products	1.91%	
22. Gujarat State Petronet Limited	Gas	1.90%	
23. CMS Info System Limited	Commercial Services & Supplies	1.82%	
24. PVR INOX Limited	Entertainment	1.77%	
25. Mastek Limited	IT - Software	1.76%	
26. Aavas Financiers Limited	Finance	1.73%	
27. InterGlobe Aviation Limited	Transport Services	1.72%	
28. Kirloskar Pneumatic Company Limited	Industrial Products	1.62%	
29. Lemon Tree Hotels Limited	Leisure Services	1.60%	
30. Xpro India Limited	Industrial Products	1.54%	
31. Mayur Uniquoters Limited	Consumer Durables	1.48%	
32. Equitas Small Finance Bank Limited	Banks	1.43%	
33. Godrej Industries Limited	Diversified	1.42%	
34. Sandhar Technologies Limited	Auto Components	1.31%	
35. Craftsman Automation Limited	Auto Components	1.25%	
36. Lumax Auto Technologies Limited	Auto Components	1.23%	
37. MPS Limited	Other Consumer Services	1.21%	
38. S.J.S. Enterprises Limited	Auto Components	1.20%	
39. Cyient Limited	IT - Services	1.14%	
40. Infosys Limited	IT - Software	1.12%	
41. Birlasoft Limited	IT - Software	1.03%	
42. IndusInd Bank Limited	Banks	1.01%	
43. TeamLease Services Limited	Commercial Services & Supplies	0.91%	
44. Sansera Engineering Limited	Auto Components	0.86%	
45. V-Guard Industries Limited	Consumer Durables	0.82%	
46. Wipro Limited	IT - Software	0.61%	
47. Sanghvi Movers Limited	Commercial Services & Supplies	0.51%	
48. TD Power Systems Limited	Electrical Equipment	0.45%	
49. ICICI Bank Limited	Banks	0.44%	
50. UTI Asset Management Company Limited	Capital Markets	0.37%	
51. Krishna Institute Of Medical Sciences Limited	Healthcare Services	0.20%	
52. Exide Industries Limited	Auto Components	0.20%	
53. Computer Age Management Services Limited	Capital Markets	0.16%	
B) Unlisted		NIL	
Total of all Equity		85.09%	
MONEY MARKET INSTRUMENTS			
A. TREPS*		14.84%	5.38%
Net Receivable/(payable)		0.07%	
Grand Total		100.00%	

* Cash & Cash Equivalents

Industry Allocation (% of Net Assets) as on August 31, 2025



QUANTUM SMALL CAP FUND

An Open Ended-Equity Scheme Predominantly Investing in Small Cap Stocks



If you had invested INR 10,000 every month

SIP Performance as on August 29, 2025

Quantum Small Cap Fund - Direct Plan	Since Inception	1 Year	Quantum Small Cap Fund - Regular Plan	Since Inception	1 Year
Total Amount Invested (₹'000)	220	120	Total Amount Invested (₹'000)	220	120
Mkt Value of scheme (₹'000)	242	125	Mkt Value of scheme (₹'000)	238	124
Tier I - Benchmark# Returns (₹'000)	230	119	Tier I - Benchmark# Returns (₹'000)	230	119
Additional Benchmark## Returns (₹'000)	233	122	Additional Benchmark## Returns (₹'000)	233	122
Returns (XIRR) (%)	10.33%	8.50%	Returns (XIRR) (%)	8.62%	6.84%
Tier I - Benchmark# Returns (₹'000)	4.76%	-0.99%	Tier I - Benchmark# Returns (₹'000)	4.76%	-0.99%
Additional Benchmark## Returns (%)	6.30%	2.69%	Additional Benchmark## Returns (%)	6.30%	2.69%

#BSE 250 SmallCap TRI; ## BSE Sensex TRI

Past performance may or may not be sustained in the future. The above SIP performance is for Quantum Small Cap Fund - Direct Plan and Regular Plan - Growth option. Load is not taken into consideration using applicable NAV on the SIP day (5th of every month). Return on SIP and Benchmark are annualized and compounded investment return for cash flows resulting out of uniform and regular monthly subscriptions as on 5th day of every month (in case 5th is a non-Business Day, then the next Business Day) and have been worked out using the Excel spreadsheet function known as XIRR. XIRR calculates the internal rate of return for series of cash flow. Assuming ₹10,000 invested every month on 5th day of every month (in case 5th is a non-Business Day, then the next Business Day), the 1 year, 3 years, 5 years, 7 years, 10 years and since inception returns from SIP are annualized and compounded investment return computed on the assumption that SIP installments were received across the time periods from the start date of SIP from the end of the relevant period viz. 1 year, 3 years, 5 years, 7 years, 10 years and since inception. *XIRR - XIRR calculates the internal rate of return to measure and compare the profitability of series of investments. Returns are net of total expenses.

GIPS Compliance

- Quantum Asset Management Company Pvt. Ltd. claims compliance with the Global Investment Performance Standards (GIPS®). GIPS® is a registered trademark of CFA Institute. CFA Institute does not endorse or promote this organization, nor does it warrant the accuracy or quality of the content contained herein.
- Indian Rupee (INR) is the currency used to express performance and other statistics.

Product Label

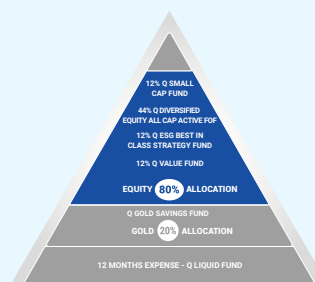
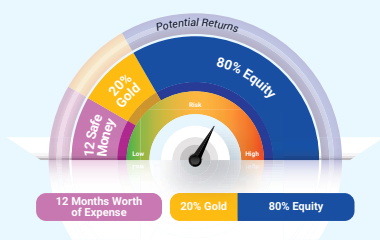
Name of the Scheme and Benchmark	This product is suitable for investors who are seeking*	Risk-o-meter of Scheme	Risk-o-meter of Tier I Benchmark
Quantum Small Cap Fund (An Open Ended-Equity Scheme Predominantly Investing in Small Cap Stocks) Tier I Benchmark: BSE 250 SmallCap TRI	<ul style="list-style-type: none"> Long term capital appreciation Investment in Small Cap Stock 	<p>The risk of the scheme is Very High Risk</p>	<p>The risk of the benchmark is Very High Risk</p>

*Investors should consult their financial advisers if in doubt about whether the product is suitable for them.

Note:

Please [click here](#) for more details on taxation

Choose a Small-Cap Fund with a Big Difference – Quantum Small Cap Fund in our Asset Allocation Strategy



Please note the above is a suggested asset allocation approach and not to be considered as an investment advice or recommendation.



Know More

Performance of the Scheme

Quantum Small Cap Fund as on August 31, 2025

Quantum Small Cap Fund - Direct Plan - Growth Option				Current Value ₹10,000 Invested at the beginning of a given period		
Period	Scheme Returns (%)	Tier I - Benchmark [#] Returns (%)	Additional Benchmark Returns (%) ^{##}	Scheme Returns (₹)	Tier I - Benchmark [#] Returns (₹)	Additional Benchmark Returns (₹) ^{##}
Since Inception (November 03, 2023)	13.87%	17.59%	13.93%	12,670	13,434	12,682
1 Year	-1.02%	-9.25%	-1.95%	9,898	9,078	9,805
Quantum Small Cap Fund - Regular Plan - Growth Option				Current Value ₹10,000 Invested at the beginning of a given period		
Period	Scheme Returns (%)	Tier I - Benchmark [#] Returns (%)	Additional Benchmark Returns (%) ^{##}	Scheme Returns (₹)	Tier I - Benchmark [#] Returns (₹)	Additional Benchmark Returns (₹) ^{##}
Since Inception (November 03, 2023)	12.13%	17.59%	13.93%	12,320	13,434	12,682
1 Year	-2.54%	-9.25%	-1.95%	9,747	9,078	9,805

#BSE 250 SmallCap TRI; ## BSE Sensex TRI

Past performance may or may not be sustained in the future. Load is not taken into consideration in scheme returns calculation.

Different Plans shall have a different expense structure.

Returns are net of total expenses and are calculated on the basis of Compounded Annualized Growth Rate (CAGR)

Fund Manager wise Performance

As on August 31, 2025



Performance of the Funds Managed by Mr. Chirag Mehta. Total Schemes Managed - 8

Quantum Multi Asset Active FOF*

Mr. Chirag Mehta is managing the scheme since July 11, 2012.
Ms. Sneha Pandey is managing the scheme since April 01, 2025.
Ms. Mansi Vasa is managing the scheme since April 01, 2025.

Period	1 Year		3 Years		5 Years	
	Scheme Return (%)	Tier I - Benchmark# Returns (%)	Scheme Return (%)	Tier I - Benchmark# Returns (%)	Scheme Return (%)	Tier I - Benchmark# Returns (%)
Quantum Multi Asset Active FOF*- Direct Plan - Growth Option	7.74%	8.06%	12.29%	12.20%	11.11%	12.14%
Quantum Multi Asset Active FOF*- Regular Plan - Growth Option	7.34%	8.06%	11.89%	12.20%	10.71%	12.14%

Past performance may or may not be sustained in the future. Load is not taken into consideration in Scheme Return Calculation.
#CRISIL Dynamic Bond A-III Index (20%) + CRISIL Liquid Debt A-I Index (25%) + Nifty 50 TRI (40%) + Domestic price of Gold (15%). It is a customized index and it is rebalanced daily.
Returns are net of total expenses and are calculated on the basis of Compounded Annualized Growth Rate (CAGR).
Different Plans shall have different expense structure. Mr. Chirag Mehta manages 8 Schemes, Ms. Sneha Pandey manages 4 Schemes and Ms. Mansi Vasa manages 2 Schemes of the Quantum Mutual Fund.
*The name of Quantum Multi Asset Fund of Funds has been changed to Quantum Multi Asset Active FOF effective from August 29, 2025.

Quantum Diversified Equity All Cap Active FOF **

Mr. Chirag Mehta is managing the scheme since November 01, 2013.
Mr. Piyush Singh is managing the scheme since April 01, 2025.

Period	1 Year		3 Years		5 Years	
	Scheme Return (%)	Tier I - Benchmark# Returns (%)	Scheme Return (%)	Tier I - Benchmark# Returns (%)	Scheme Return (%)	Tier I - Benchmark# Returns (%)
Quantum Equity Fund of Funds - Direct Plan - Growth Option	-2.57%	-4.72%	15.24%	14.41%	18.92%	20.33%
Quantum Equity Fund of Funds - Regular Plan - Growth Option	-2.81%	-4.72%	14.96%	14.41%	18.63%	20.33%

Past performance may or may not be sustained in the future. Load is not taken into consideration in Scheme Return Calculation.
#BSE 500 TRI. Returns are net of total expenses and are calculated on the basis of Compounded Annualized Growth Rate (CAGR).
Different Plans shall have different expense structure. Mr. Chirag Mehta manages 8 Schemes and Mr. Piyush Singh manages 1 Scheme of the Quantum Mutual Fund.
**The name of Quantum Equity Fund of Funds has been changed to Quantum Diversified Equity All Cap Active FOF effective from August 29, 2025.

Quantum Gold Savings Fund

Mr. Chirag Mehta is managing the scheme since May 19, 2011.

Period	1 Year		3 Years		5 Years	
	Scheme Return (%)	Tier I - Benchmark# Returns (%)	Scheme Return (%)	Tier I - Benchmark# Returns (%)	Scheme Return (%)	Tier I - Benchmark# Returns (%)
Quantum Gold Savings Fund - Direct Plan - Growth Option	41.00%	42.02%	24.81%	25.63%	13.50%	14.15%
Quantum Gold Savings Fund - Regular Plan - Growth Option	40.70%	42.02%	24.60%	25.63%	13.33%	14.15%

Past performance may or may not be sustained in the future. #Domestic Price of Gold. Returns are net of total expenses and are calculated on the basis of Compounded Annualized Growth Rate (CAGR).
Different Plans shall have different expense structure. Mr. Chirag Mehta manages 8 Schemes of the Quantum Mutual Fund.

Quantum ESG Best In Class Strategy Fund

Mr. Chirag Mehta is managing the scheme since July 12, 2019.
Mr. Rajorshi Palit is managing the scheme since November 04, 2024.

Period	1 Year		3 Years		5 Years	
	Scheme Return (%)	Tier I - Benchmark# Returns (%)	Scheme Return (%)	Tier I - Benchmark# Returns (%)	Scheme Return (%)	Tier I - Benchmark# Returns (%)
Quantum ESG Best In Class Strategy Fund - Direct Plan - Growth Option	-3.54%	-3.68%	13.44%	12.64%	18.44%	18.26%
Quantum ESG Best In Class Strategy Fund - Regular Plan - Growth Option	-4.81%	-3.68%	12.18%	12.64%	17.30%	18.26%

Past performance may or may not be sustained in the future.
Different Plans shall have a different expense structure.
Returns are net of total expenses and are calculated on the basis of Compounded Annualized Growth Rate (CAGR).
Mr. Chirag Mehta manages 8 schemes and Mr. Rajorshi Palit manages 1 Scheme of the Quantum Mutual Fund
#NIFTY100 ESG TRI
Please note that Ms. Sneha Joshi has ceased to be the Fund Manager of Quantum ESG Best In Class Strategy Fund with effect from October 11, 2024.

Quantum Gold Fund

Mr. Chirag Mehta is the Fund Manager effective from June 01, 2024.

Period	1 Year		3 Years		5 Years	
	Scheme Return (%)	Tier I - Benchmark# Returns (%)	Scheme Return (%)	Tier I - Benchmark# Returns (%)	Scheme Return (%)	Tier I - Benchmark# Returns (%)
Quantum Gold Fund - Growth Option	40.51%	42.02%	24.41%	25.63%	13.13%	14.15%

Past performance may or may not be sustained in the future.
The Scheme being Exchange Traded Fund has one plan to invest through stock exchange and having a single expense structure.
Returns are net of total expenses and are calculated on the basis of Compounded Annualized Growth Rate (CAGR).
Mr. Chirag Mehta manages 8 schemes of the Quantum Mutual Fund.
#Domestic Price of Gold

Fund Manager wise Performance

As on August 31, 2025



Performance of the Funds Managed by Mr. Chirag Mehta. Total Schemes Managed - 8

Quantum Multi Asset Allocation Fund

Mr. Chirag Mehta is managing the scheme since March 07, 2024.
Ms. Sneha Pandey is managing the scheme since April 01, 2025.
Ms. Mansi Vasa is managing the scheme since April 01, 2025.

Period	1 Year	
	Scheme Return (%)	Tier I - Benchmark# Returns (%)
Quantum Multi Asset Allocation Fund - Direct Plan - Growth Option	6.49%	8.71%
Quantum Multi Asset Allocation Fund - Regular Plan - Growth Option	4.79%	8.71%

Past performance may or may not be sustained in the future. Load is not taken into consideration in scheme returns calculation. Different Plans shall have a different expense structure.

Returns are net of total expenses and are calculated on the basis of Compounded Annualized Growth Rate (CAGR).

Mr. Chirag Mehta manages 8 Schemes, Ms. Sneha Pandey manages 4 Schemes and Ms. Mansi Vasa manages 2 Schemes of the Quantum Mutual Fund.

#NIFTY 50 TRI (40%) + CRISIL Short Duration Debt A-II Index (45%) + Domestic Price of Gold (15%)

The Performance of Quantum Ethical Fund will be disclosed on completion of 1 year since its inception in terms of SEBI Master Circular No. SEBI/HO/IMD/IMD-PoD-1/P/CIR/2024/90 dated June 27, 2024