

# QUANTUM DYNAMIC BOND FUND

An Open Ended Dynamic Debt Scheme  
Investing Across Duration

## Investment Objective

To generate income and capital appreciation through active management of portfolio consisting of short term, long term debt and money market instruments.

## ★ Scheme Features



### Fund Manager

**Mr. Pankaj Pathak**  
Work experience: 11.6 years. He has been managing this fund since March 01, 2017



### Category of Scheme

Dynamic Bond Fund



### Inception Date (Date of Allotment)

May 19, 2015



### Declaration of Net Asset Value (NAV)

Every Business Day



### Entry / Sales Load

Not Applicable



### Total Expense Ratio (As on month end)

TER specified are the actual expenses charged (i.e. effective rate) as at the end of the month.

#### Direct Plan - Total TER = 0.60%

{Base TER 0.53% (Inclusive of 0.37% Management Fees & 0.16% Other Expenses) + 0.07% GST (18% GST on 0.37% Management Fees)}

#### Regular Plan - Total TER = 0.72%

{Base TER 0.65% (Inclusive of 0.37% Management Fees & 0.16% Other Expenses & 0.12% Distributor Commission) + 0.07% GST (18% GST on 0.37% Management Fees)}



### Benchmark Index

CRISIL Composite Bond Fund Index



### Minimum Application Amount (Under each Option)

Purchase: ₹500/- and in multiples of ₹1/- thereafter.  
Additional Purchase: ₹500/- and in multiples of ₹1/- thereafter/ 50 units

# QUANTUM DYNAMIC BOND FUND

An Open Ended Dynamic Debt Scheme  
Investing Across Duration

## ★ Scheme Features



### Investment Options

Growth Option, Monthly Payout of Income Distribution Cum Capital Withdrawal (IDCW) Option and Monthly Reinvestment of Income Distribution Cum Capital Withdrawal (IDCW) Option



### Redemption Proceeds

Processed through RTGS/NEFT mode on T+1 basis from the date of transaction where the investor's Bank details are available.

Processed through cheque on T+1 basis from the date of transaction where the required Bank details of investor are not available.



### Exit Load

Nil

NAV (as on July 30, 2021)	Direct Plan (₹/Unit)	Regular Plan (₹/Unit)
Monthly IDCW Option	10.2303	10.3142
Growth Option	16.5829	16.5027

### AUM ₹(In Crores) (as on July 31, 2021)

Average AUM*	Absolute AUM
79.81	80.10

\*Cumulative Daily AUM / No of days in the month

## Weighted Average Maturity as on July 31, 2021

Weighted Average Maturity	(In years)
At the end of the month	7.98
Modified Duration	4.24
Macaulay's Duration	4.38

## Brokerages & Commissions Details

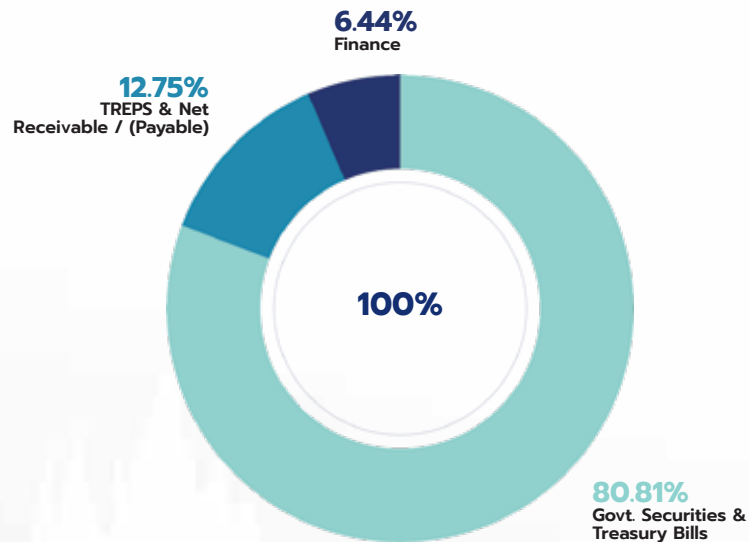
Brokerages on Investments for July 2021	NIL
Distributor commissions paid during July 2021	₹2,645.64
Portfolio yield	4.98%

Income Distribution History - Monthly IDCW		Gross IDCW per unit (Rs.)	
Record Date	Direct Plan	Regular Plan	
	Individual/Non Individual	Individual/Non Individual	
25-May-21	0.04229152	0.04167498	
25-Jun-21	0.03338634	0.03272850	
26-Jul-21	0.03535209	0.03547996	

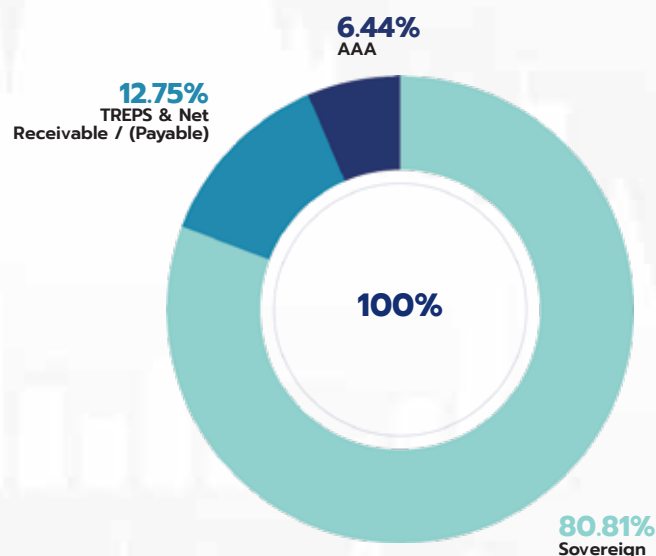
\*Investors are paid IDCW post deduction of TDS on Gross IDCW as applicable as per Finance Act 2020

## Asset Allocation & Rating Profile (% of Net Assets) as on July 31, 2021

Govt. Securities & Treasury Bills	80.81%
TREPS & Net Receivable / (Payable)	12.75%
Finance	6.44%
<b>Total</b>	<b>100.00%</b>



Sovereign	80.81%
TREPS & Net Receivable / (Payable)	12.75%
AAA	6.44%
<b>Total</b>	<b>100.00%</b>



## Quantum Dynamic Bond Fund Performance as on July 30, 2021

The Scheme is managed by **Mr. Pankaj Pathak**.

**Mr. Pankaj Pathak** is the Fund Manager managing the scheme since **March 01, 2017**

For other Schemes Managed by Mr. Pankaj Pathak please see page no. 5

**Quantum Dynamic Bond Fund - Direct Plan - Growth Option**

				Current Value ₹10,000 Invested at the beginning of a given period		
		Benchmark	Additional Benchmark		Benchmark	Additional Benchmark
Period	Scheme Returns (%)	CRISIL Composite Bond Fund Index Returns (%)	CRISIL 10 Year Gilt Index Returns (%)	Scheme (₹)	CRISIL Composite Bond Fund Index Returns (₹)	CRISIL 10 Year Gilt Index Returns (₹)
Since Inception (19th May 2015)	8.49%	8.49%	7.23%	16,583	16,581	15,420
July 29, 2016 to July 30, 2021 (5 years)	7.69%	7.96%	6.50%	14,487	14,669	13,708
July 31, 2018 to July 30, 2021 (3 years)	8.51%	9.54%	8.71%	12,775	13,142	12,847
July 31, 2020 to July 30, 2021 (1 year)	4.28%	3.81%	2.23%	10,427	10,380	10,223

Past performance may or may not be sustained in the future.

Different Plans shall have a different expense structure.

Refer to the section "GIPS Compliance" on Page no. 5 for GIPS related disclosure.

Returns are net of total expenses and are calculated on the basis of Compounded Annualized Growth Rate (CAGR).

**Quantum Dynamic Bond Fund - Regular Plan - Growth Option**

				Current Value ₹10,000 Invested at the beginning of a given period		
		Benchmark	Additional Benchmark		Benchmark	Additional Benchmark
Period	Scheme Returns (%)	CRISIL Composite Bond Fund Index Returns (%)	CRISIL 10 Year Gilt Index Returns (%)	Scheme (₹)	CRISIL Composite Bond Fund Index Returns (₹)	CRISIL 10 Year Gilt Index Returns (₹)
Since Inception (01st Apr 2017)	7.09%	7.79%	5.86%	13,457	13,840	12,799
July 31, 2018 to July 30, 2021 (3 years)	8.38%	9.54%	8.71%	12,730	13,142	12,847
July 31, 2020 to July 30, 2021 (1 year)	4.16%	3.81%	2.23%	10,415	10,380	10,223

Past performance may or may not be sustained in the future.

Different Plans shall have a different expense structure.

Refer to the section "GIPS Compliance" on Page no. 5 for GIPS related disclosure.

Returns are net of total expenses and are calculated on the basis of Compounded Annualized Growth Rate (CAGR).

**QUANTUM DYNAMIC BOND FUND**

Name of Instrument	Rating	Market Value ₹ in Lakhs	% to Net Asset	Yield to Maturity
<b>DEBT INSTRUMENTS</b>				
<b>A) Listed /Awaiting listing on Stock Exchanges</b>				
<b>i. Bonds</b>				
1. 6.4% NABARD Sr 20K NCD (MD 31/07/2023)	ICRA AAA	516.04	6.44%	4.68%
<b>Total of Bonds</b>		<b>516.04</b>	<b>6.44%</b>	
<b>ii. Government Securities</b>				
1. 6.84% GOI (MD 19/12/2022)	Sovereign	3,425.85	42.77%	3.97%
2. 6.67% GOI (MD 17/12/2050)	Sovereign	1,409.33	17.59%	7.16%
3. 6.64% GOI (MD 16/06/2035)	Sovereign	983.23	12.27%	6.83%
4. 5.63% GOI (MD 12/04/2026)	Sovereign	497.73	6.21%	5.74%
5. 7.17% GOI (MD 08/01/2028)	Sovereign	104.74	1.31%	6.26%
6. 7.37% GOI (MD 16/04/2023)		52.55	0.66%	4.23%
<b>Total of Government Securities</b>		<b>6,473.43</b>	<b>80.81%</b>	
<b>B. Privately Placed/Unlisted</b>		NIL	NIL	NIL
<b>C. Securitized Debt Instruments</b>		NIL	NIL	NIL
<b>Total of Debt Instruments</b>		<b>6,989.47</b>	<b>87.25%</b>	
<b>MONEY MARKET INSTRUMENTS</b>				
<b>a. TREPS</b>		<b>1,410.31</b>	<b>17.61%</b>	<b>3.21%</b>
<b>Net Receivable/(payable)</b>		<b>-389.41</b>	<b>-4.86%</b>	
<b>Grand Total</b>		<b>8,010.37</b>	<b>100.00%</b>	

\*Cash & Cash Equivalents

## GIPS Compliance

A) Quantum Asset Management Company Pvt. Ltd. claims compliance with the Global Investment Performance Standards (GIPS®). GIPS® is a registered trademark of CFA Institute. CFA Institute does not endorse or promote this organization, nor does it warrant the accuracy or quality of the content contained herein.

B) Indian Rupee (INR) is the currency used to express performance and other statistics.

## PERFORMANCE OF THE FUNDS MANAGED BY PANKAJ PATHAK

### QUANTUM LIQUID FUND

Mr. Pankaj Pathak is the Fund Manager managing the scheme since March 01, 2017.

Period	July 31, 2020 to July 31, 2021 (1 year)		July 31, 2018 to July 31, 2021 (3 years)		July 31, 2016 to July 31, 2021 (5 years)	
	Scheme Return (%)	Crisil Liquid Fund Index Returns# (%)	Scheme Return (%)	Crisil Liquid Fund Index Returns# (%)	Scheme Return (%)	Crisil Liquid Fund Index Returns# (%)
Quantum Liquid Fund - Direct Plan - Growth Option	3.13%	3.68%	4.81%	5.60%	5.36%	6.12%
Quantum Liquid Fund - Regular Plan - Growth Option	3.03%	3.68%	4.73%	5.60%	NA	NA

Past performance may or may not be sustained in the future.


#Benchmark returns.

Returns are net of total expenses and are calculated on the basis of Compounded Annualized Growth Rate (CAGR)

Different Plans shall have different expense structure.

Mr. Pankaj Pathak manages 2 schemes of the Quantum Mutual Fund.

## Product Labeling

Name of the Scheme	This product is suitable for investors who are seeking*	Riskometer
Quantum Dynamic Bond Fund (An Open Ended Dynamic Debt Scheme Investing Across Duration)	<ul style="list-style-type: none"> <li>Regular income over short to medium term and capital appreciation</li> <li>Investment in Debt / Money Market Instruments / Government Securities.</li> </ul>	 <p>Investors understand that their principal will be at Moderate Risk</p>

\*Investors should consult their financial advisers if in doubt about whether the product is suitable for them. The Risk Level of the Scheme in the Riskometer is based on the portfolio of the scheme as on July 31, 2021.

Tax on Capital Gains#	Resident Individuals & HUF	FII's / Overseas Financial Organisations	Partnership Firm	Non Resident Indians	Indian Companies	Foreign Companies
Long Term	20% with Indexation	10% without Indexation	20% with Indexation	10% without Indexation (on transfer of long term capital assets being unlisted securities)	20% with Indexation	10% without Indexation (on transfer of long term capital assets being unlisted securities)
Short Term	Maximum 30%	30%	30%	Maximum 30%	30%	40%

#The mentioned Tax Rates shall be increased by applicable surcharge, If any, Health and Education Cess @ 4% where ever as applicable. Equity oriented schemes will also attract Securities Transaction Tax (STT) @ 0.001% at the time of redemption and switch to other schemes.

Stamp Duty applicable on Investors subscription unit transactions including Switch in as per the rate mentioned in the Amendments to Indian Stamp Act, 1899

**TRANSACTION CHARGES:** No Transaction Charges shall be deducted from the investment amount for applications received in the Regular Plan.