

QUANTUM NIFTY 50 ETF FUND OF FUND

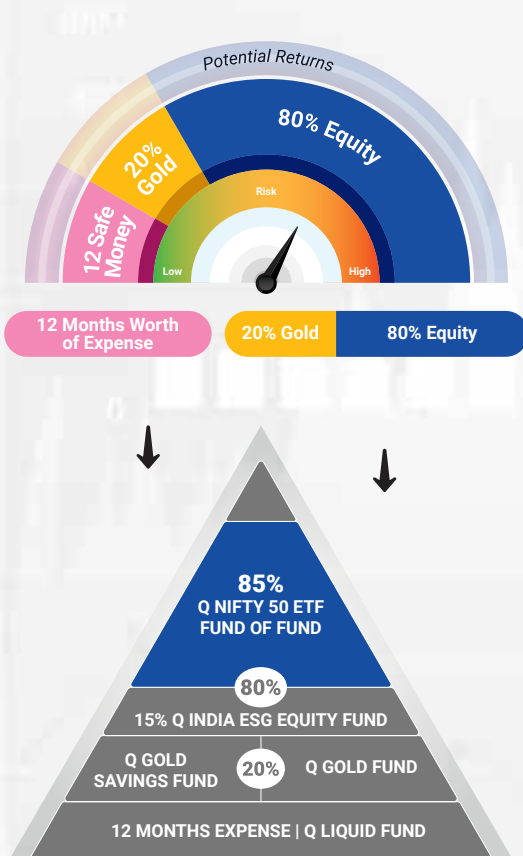
An open ended fund of fund scheme investing in units of Quantum Nifty 50 ETF

Investment Objective

The investment objective of the Scheme is to provide capital appreciation by investing in units of Quantum Nifty 50 ETF - Replicating / Tracking Nifty 50 Index.

There is no assurance or guarantee that the investment objective of the Scheme will be achieved.

Add value to your portfolio with QNifty50



*Please note the above is a suggested fund allocation and not to be considered as an investment advice or recommendation.

★ Scheme Features

Fund Manager

Mr. Hitendra Parekh

Work experience: 29.5 years. He has been managing this fund since August 05, 2022

Category of Scheme

Fund of Funds - Domestic

Inception Date (Date of Allotment)

August 05, 2022

Declaration of Net Asset Value (NAV)

Every Business Day

Entry / Sales Load

Not Applicable

Total Expense Ratio (As on month end)

TER specified are the actual expenses charged (i.e. effective rate) as at the end of the month.

Direct Plan : Total TER = 0.06%

{Base TER 0.06% (0.06% Other Expenses)}

Regular Plan : Total TER = 0.18%

{Base TER 0.18% (Inclusive of 0.06% Other Expenses & 0.12% Distributor Commission)}

Benchmark Index

Tier I Benchmark - Nifty 50 TRI

Minimum Application Amount (Under each Option)

Purchase: Rs. 500 /- and in multiples of Rs. 1 thereafter
Additional Purchase: Rs. 500 /- and in multiples of Rs. 1 thereafter

Investment Options

Growth

Scheme Code

QTMM/O/O/FOD/22/02/0011

QUANTUM NIFTY 50 ETF FUND OF FUND

An open ended fund of fund scheme
investing in units of Quantum Nifty 50 ETF

★ Scheme Features

Redemption Proceeds

Processed through RTGS/NEFT mode on T+3 basis from the date of transaction where the investor's Bank details are available.

Processed through cheque on T+3 basis from the date of transaction where the required Bank details of investor are not available.

Exit Load

NIL

Taxation[#]

The amount of Long Term Capital Gain in excess of ₹1,00,000/- in a year will be taxable @ 10% Tax on Short Term Capital Gains - 15%

NAV (as on September 30, 2022)	Direct Plan (₹/Unit)	(₹/Unit)
Growth Option	9.8369	9.8352

AUM ₹(In Crores)

(as on September 30, 2022)

Average AUM*	Absolute AUM
12.71	12.79

*Cumulative Daily AuM / No of days in the month

Brokerages & Commissions Details

Brokerages on Investments for September 2022 ₹10,370.23

Distributor commissions for September 2022 ₹677.58

Portfolio Turnover Ratio (Last one year) NIL

[#]The mentioned Tax Rates shall be increased by applicable surcharge, if any, Health and Education Cess @ 4% where ever as applicable.

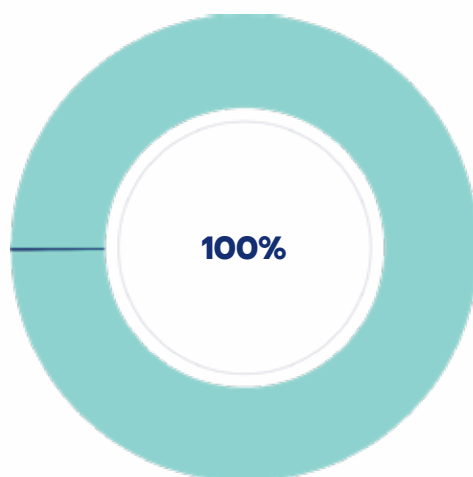
Equity oriented schemes will also attract Securities Transaction Tax (STT) @ 0.001% at the time of redemption and switch to other schemes.

Stamp Duty applicable on Investors subscription unit transactions including Switch in as per the rate mentioned in the Amendments to Indian Stamp Act, 1899

TRANSACTION CHARGES: No Transaction Charges shall be deducted from the investment amount for applications received.

Units of Quantum Nifty 50 ETF	99.78%
TREPS & Net Receivable / (Payable)	0.22%
Total	100.00%

0.22%
TREPS & Net
Receivable /
(Payable)



99.78%
Units of Quantum
Nifty 50 ETF

 Portfolio as on September 30, 2022
Quantum Nifty 50 ETF Fund of Fund

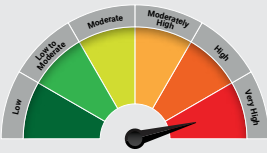
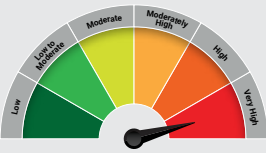
Name of Instrument	Quantity	Market/ Fair Value (₹ in Lakhs)	% to NAV
A. EXCHANGE TRADED FUND UNITS			
1. Quantum Nifty 50 ETF	70,600	1,276.50	99.78%
Total of Exchange Traded Fund Units		1,276.50	99.78%
B. MONEY MARKET INSTRUMENTS			
a. TREPS		3.00	0.23%
Net Receivable/(payable)		-0.20	-0.01%
Grand Total		1,279.30	100.00%

*Cash & Cash Equivalents

 GIPS Compliance

A) Quantum Asset Management Company Pvt. Ltd. claims compliance with the Global Investment Performance Standards (GIPS®). GIPS® is a registered trademark of CFA Institute. CFA Institute does not endorse or promote this organization, nor does it warrant the accuracy or quality of the content contained herein.

B) Indian Rupee (INR) is the currency used to express performance and other statistics.

Name of the Scheme & Tier I Benchmark	This product is suitable for investors who are seeking*	Risk-o-meter of Scheme	Risk-o-meter of Tier I Benchmark
<p>Quantum Nifty 50 ETF Fund of Fund</p> <p>(An Open ended Fund of Fund Scheme investing in units of Quantum Nifty 50 ETF)</p> <p>Tier I Benchmark: Nifty 50 TRI</p>	<ul style="list-style-type: none"> Long term capital appreciation Investments in units of Quantum Nifty 50 ETF – Exchange Traded Fund 	 <p>Investors understand that their principal will be at Very High Risk</p>	

*Investors should consult their financial advisers if in doubt about whether the product is suitable for them. The Risk Level of the Scheme in scheme Risk O Meter is basis it's portfolio as on September 30, 2022. The Risk Level of the Tier I Benchmark Index in the Risk O Meter is basis it's constituents as on September 30, 2022.

^^ Note: Tracking Error is calculated on Annualised basis using 3 years history of daily returns.

Definitions

Tracking Error is a measure of how closely a fund follows the index to which it is benchmarked. The more passively the fund is managed, the smaller the tracking error. In the case of Exchange Traded Funds, the lower the Tracking Error, the better.