

An Open-ended Liquid Scheme. A relatively low interest rate risk and relatively low credit risk.

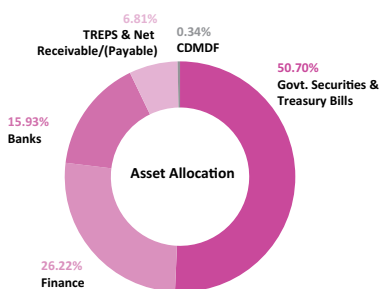
Investment Objective: To provide optimal returns with low to moderate levels of risk and high liquidity through judicious investments in money market and debt instruments. There is no assurance that the investment objective of the Scheme will be achieved.

Scheme Portfolio as on May 31, 2026

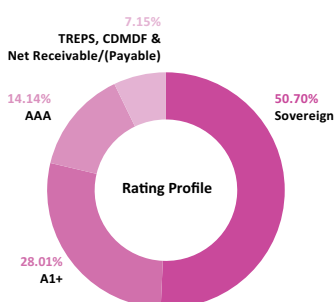
Name of Instrument	Rating	% to NAV
Money Market Instruments		68.32%
Treasury Bills (T-Bill)	SOV	40.31%
Certificate of Deposits (CD)		15.93%
Punjab National Bank CD (MD 12/06/2026)	CRISIL A1+	6.59%
Canara Bank CD (MD 01/07/2026)	CRISIL A1+	4.69%
Bank of Baroda CD (MD 14/08/2026)	CRISIL A1+	4.65%
Commercial Papers (CP)		12.08%
National Bank For Agri & Rural CP (MD 07/08/2026)	ICRA A1+	7.44%
Export Import Bank of India CP (MD 21/08/2026)	CRISIL A1+	4.64%
Corporate Debt		14.14%
National Housing Bank	CRISIL AAA	4.72%
HUDCO	CRISIL AAA	4.71%
Power Finance Corporation Ltd	CRISIL AAA	4.71%
State Government Securities		10.39%
7.83% Gujarat SDL(MD 13/07/2026)	SOV	5.67%
7.96% Maharashtra SDL(MD 29/06/2026)	SOV	4.72%
Total of Debt Instruments		92.85%
Treps ^s & Others		6.81%
Corporate Debt Market Development Fund Class A2		0.34%
Grand Total		100.00%

^sShort term instrument

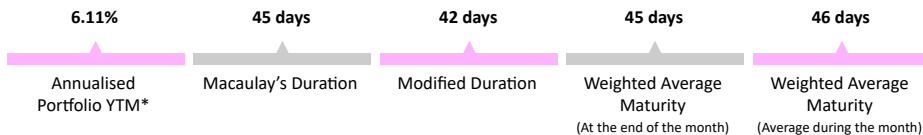
Asset Allocation (%) as on May 31, 2026



Rating Profile (%) as on May 31, 2026



Portfolio Information as on May 31, 2026



As on May 29, 2026; *in case of semi annual YTM, it will be annualised

Fund Performance as on May 31, 2026

Period	Scheme Returns (%)			Current Value ₹10,000 Invested at the beginning of a given period		
	Scheme Returns (%)	Tier I - Benchmark [#] Returns (%)	Additional Benchmark ^{##} Returns (%)	Scheme Returns (₹)	Tier I - Benchmark [#] Returns (₹)	Additional Benchmark ^{##} Returns (₹)
7 days*	6.29%	6.37%	1.78%	10,012	10,012	10,003
15 days*	5.46%	5.91%	0.27%	10,022	10,024	10,001
1 month*	5.16%	5.54%	1.62%	10,043	10,046	10,014
1 year**	5.64%	6.02%	3.98%	10,564	10,602	10,398
3 years**	6.47%	6.82%	6.34%	12,072	12,190	12,026
5 years**	5.72%	6.08%	5.60%	13,211	13,438	13,133
7 years**	5.23%	5.65%	5.65%	14,292	14,699	14,698
Since Inception [^]	5.50%	5.95%	5.89%	16,336	16,985	16,905

#CRISIL Liquid Debt A-I Index; ##CRISIL 1 year T-bill Index. ^Inception date - April 01, 2017. Past performance may or may not be sustained in the future. Load is not taken into consideration in scheme returns calculation. Different Plans shall have a different expense structure. *Simple Annualized. **Returns for 1 year and above period are calculated on the basis of Compounded Annualized Growth Rate (CAGR). Returns are net of total expenses and are calculated on the basis of Compounded Annualized Growth Rate (CAGR).

Income Distribution History

Record Date	Gross IDCW per unit (₹)	
	Direct Plan	Regular Plan
27-Jan-26	0.04906757	0.04803628
25-Feb-26	0.04576015	0.04493084
25-Mar-26	0.04416275	0.04334253
27-Apr-26	0.05583493	0.0547505
25-May-26	0.04291657	0.04259762

*Investors are paid IDCW post deduction of TDS on Gross IDCW as applicable as per Finance Act 2020



Complete Portfolio

Inception Date April 07, 2006

Benchmark Index

Tier I Benchmark - CRISIL Liquid Debt A-I Index

Fund Managers Details

Fund Managers	Experience	Managing Fund Since
Ms. Sneha Pandey	8 years	April 01, 2025
Mr. Mayur Chauhan	16 years	July 01, 2025

AUM ₹ (In Crores) (as on May 31, 2026)

Average AUM*: 529.92

Absolute AUM*: 530.10

*Cumulative Daily AUM / No of days in the month

NAV (₹/Unit) as on:

	31 st May 2026		30 th Apr 2026	
	Direct (₹/Unit)	Regular (₹/Unit)	Direct (₹/Unit)	Regular (₹/Unit)
Daily IDCW	10.0085	10.0002	10.0097	10.0002
Monthly IDCW	10.0206	10.0173	10.0187	10.0161
Growth	37.0837	36.7876	36.9184	36.6270
Unclaimed IDCW Plan Above 3 years	--	10.0000	--	10.0000
Unclaimed IDCW Plan Below 3 years	--	11.659	--	11.6074
Unclaimed Redemption Plan Above 3 years	--	10.0000	--	10.0000
Unclaimed Redemption Plan Below 3 years	--	11.1912	--	11.1449

Minimum Investment Amount

Growth Option: ₹5,000/- and in multiples of ₹1/- thereafter. Monthly Income Distribution cum Capital Withdrawal (IDCW) Option: ₹10,000/- and in multiples of ₹1/- thereafter. Daily Income Distribution cum Capital Withdrawal Reinvestment Option: ₹1,00,000/- and in multiples of ₹1/- thereafter. Additional Investment: ₹500/- and in multiples of ₹1/- thereafter /50 units (For all options)

Exit Load

Investor Exit Upon Subscription	% of Exit Load
Day 1	0.0070%
Day 2	0.0065%
Day 3	0.0060%
Day 4	0.0055%
Day 5	0.0050%
Day 6	0.0045%
Day 7 Onwards	NIL

Note: Redemptions, Switch, Systematic Withdrawal Plan (SWP) and Systematic Transfer Plan (STP) will be processed on First In First Out (FIFO) basis and the applicable exit load will be charged. However, no exit load will be charged for switches between option /plan within the scheme.

Entry Load

Not Applicable

Total Expense Ratios** (As on month end)

Direct Plan – Total TER	0.15%
Regular Plan – Total TER	0.26%

**Total Expense ratio includes applicable GST on Base Expense Ratio. For Total Expense ratio inclusive of transaction cost please click the link. <https://www.quantumamc.com/regulatory-document>

Redemption Proceeds

Processed through RTGS/NEFT mode on T+1 basis from the date of transaction where the investor's Bank details are available. Processed through cheque on T+1 basis from the date of transaction where the required Bank details of investor are not available

This product is suitable for investors who are seeking*

- Income over the short term
- Investments in debt / money market instruments

Risk-o-meter of Scheme



Risk-o-meter of Tier I Benchmark



*Investors should consult their financial advisers if in doubt about whether the product is suitable for them.

PRC Matrix

Credit Risk →	Relatively Low (Class A)	Moderate (Class B)	Relatively High (Class C)
Interest Rate Risk ↓			
Relatively Low (Class I)	A-I		
Moderate (Class II)			
Relatively High (Class III)			

Quantum Liquid Fund

An Open-ended Liquid Scheme. A relatively low interest rate risk and relatively low credit risk.



Performance of the scheme

As on May 31, 2026

Quantum Liquid Fund - Direct Plan - Growth Option				Current Value ₹10,000 Invested at the beginning of a given period		
Period	Scheme Returns (%)	Tier I - Benchmark [#] Returns (%)	Additional Benchmark Returns (%) ^{##}	Scheme Returns (₹)	Tier I - Benchmark [#] Returns (₹)	Additional Benchmark Returns (₹) ^{##}
7 Days*	6.39%	6.37%	1.78%	10,012	10,012	10,003
15 Days*	5.56%	5.91%	0.27%	10,023	10,024	10,001
1 Month*	5.27%	5.54%	1.62%	10,044	10,046	10,014
1 Year**	5.75%	6.02%	3.98%	10,575	10,602	10,398
3 Years**	6.58%	6.82%	6.34%	12,109	12,190	12,026
5 Years**	5.83%	6.08%	5.60%	13,278	13,438	13,133
7 Years**	5.33%	5.65%	5.65%	14,390	14,699	14,698
10 Years**	5.66%	6.04%	5.99%	17,340	17,976	17,902
Since Inception (07th Apr 2006)	6.72%	6.79%	6.13%	37,084	37,613	33,189

#CRISIL Liquid Debt A-I Index; ## CRISIL 1 year T-bill Index. **Past performance may or may not be sustained in the future.** Load is not taken into consideration in scheme returns calculation. Different Plans shall have a different expense structure. *Simple Annualized. **Returns for 1 year and above period are calculated on the basis of Compounded Annualized Growth Rate (CAGR). Returns are net of total expenses and are calculated on the basis of Compounded Annualized Growth Rate (CAGR).

Performance of the Funds Managed by Ms. Sneha Pandey. Total Schemes Managed - 4

Quantum Dynamic Bond Fund

Ms. Sneha Pandey is managing the scheme since April 01, 2025.

Mr. Mayur Chauhan is managing the scheme since July 01, 2025.

Period	1 Year		3 Years		5 Years	
	Scheme Return (%)	Tier I - Benchmark [#] Returns (%)	Scheme Return (%)	Tier I - Benchmark [#] Returns (%)	Scheme Return (%)	Tier I - Benchmark [#] Returns (%)
Quantum Dynamic Bond Fund - Direct Plan - Growth Option	1.08%	1.15%	6.80%	6.07%	6.15%	5.46%
Quantum Dynamic Bond Fund - Regular Plan - Growth Option	0.57%	1.15%	6.32%	6.07%	5.81%	5.46%

Past performance may or may not be sustained in the future. #CRISIL Dynamic Bond A-III Index. Returns are net of total expenses and are calculated on the basis of Compounded Annualized Growth Rate (CAGR). Different Plans shall have different expense structure. Ms. Sneha Pandey manages 4 schemes of the Quantum Mutual Fund. Mr. Mayur Chauhan manages 2 schemes of the Quantum Mutual Fund.

Quantum Multi Asset Allocation Fund

Ms. Sneha Pandey is managing the scheme since April 01, 2025.

Ms. Mansi Vasa is managing the scheme since April 01, 2025.

Period	1 Year	
	Scheme Return (%)	Tier I - Benchmark [#] Returns (%)
Quantum Multi Asset Allocation Fund - Direct Plan - Growth Option	4.21%	8.91%
Quantum Multi Asset Allocation Fund - Regular Plan - Growth Option	2.54%	8.91%

Past performance may or may not be sustained in the future. Load is not taken into consideration in scheme returns calculation. Different Plans shall have a different expense structure. Returns are net of total expenses and are calculated on the basis of Compounded Annualized Growth Rate (CAGR). Ms. Sneha Pandey manages 4 Schemes and Ms. Mansi Vasa manages 2 Schemes of the Quantum Mutual Fund. #NIFTY 50 TRI (40%) + CRISIL Short Duration Debt A-II Index (45%) + Domestic Price of Gold (15%).

Quantum Multi Asset Active FOF

Ms. Sneha Pandey is managing the scheme since April 01, 2025.

Ms. Mansi Vasa is managing the scheme since April 01, 2025.

Period	1 Year		3 Years		5 Years	
	Scheme Return (%)	Tier I - Benchmark [#] Returns (%)	Scheme Return (%)	Tier I - Benchmark [#] Returns (%)	Scheme Return (%)	Tier I - Benchmark [#] Returns (%)
Quantum Multi Asset Active FOF - Direct Plan - Growth Option	7.32%	8.54%	12.29%	12.37%	10.16%	10.71%
Quantum Multi Asset Active FOF - Regular Plan - Growth Option	6.93%	8.54%	11.89%	12.37%	9.76%	10.71%

Past performance may or may not be sustained in the future. Load is not taken into consideration in Scheme Return Calculation. #CRISIL Dynamic Bond A-III Index (20%) + CRISIL Liquid Debt A-I Index (25%) + Nifty 50 TRI (40%) + Domestic price of Gold (15%). It is a customized index and it is rebalanced daily. Returns are net of total expenses and are calculated on the basis of Compounded Annualized Growth Rate (CAGR). Different Plans shall have different expense structure. Ms. Sneha Pandey manages 4 Schemes and Ms. Mansi Vasa manages 2 Schemes of the Quantum Mutual Fund.