

QUANTUM GOLD SAVINGS FUND

An Open Ended Fund of Fund Scheme Investing in Quantum Gold Fund



Fund Details (as on March 31, 2025)

Category of Scheme Fund of Fund – Domestic

Investment Objective

To provide capital appreciation by predominantly investing in units of Quantum Gold Fund Replicating / Tracking Gold an Exchange Traded Fund. The performance of the Scheme may differ from that of Quantum Gold Fund and the domestic prices of gold due to expenses and certain other factors. There can be no assurance or guarantee that the investment objective of the Scheme will be achieved.

Inception Date (Date of Allotment)

May 19, 2011

Benchmark Index

Tier I Benchmark - Domestic Price of Physical Gold

Declaration of Net Asset Value (NAV)

Every Business Day

NAV of Plans/Options (as on March 31, 2025)

	Direct (₹/Unit)	Regular (₹/Unit)
Growth	34.2962	33.935

AUM ₹(In Crores) (as on March 31, 2025)

Average AUM* : 175.24

Absolute AUM : 180.70

*Cumulative Daily AUM / No of days in the month

Fund Manager

Mr. Chirag Mehta

(Work experience: 22 years)

He has been managing this fund since May 19, 2011.

Entry Load

Not Applicable

Exit Load

NIL

Total Expense Ratio (As on month end)

TER specified are the actual expenses charged (i.e. effective rate) as at the end of the month.

Direct Plan – Total TER : 0.03%

Regular Plan – Total TER : 0.21%

Minimum Application Amount (Under each Option)

Purchase: ₹500/- and in multiples of ₹1/- thereafter.
Additional Purchase: ₹500/- and in multiples of ₹1/- thereafter/ 50 units

Brokerages & Commissions Details

Brokerages on Investments for March 2025: ₹ 51,588.00

Distributor commissions for March 2025: ₹ 47,833.00

Redemption Proceeds

Processed through RTGS/NEFT mode on T+2 basis from the date of transaction where the investor's Bank details are available.

Processed through cheque on T+2 basis from the date of transaction where the required Bank details of investor are not available.

Portfolio as on March 31, 2025

Name of Instrument	% to NAV	Annualised Yield to Maturity
EXCHANGE TRADED FUND UNITS		
1. Quantum Gold Fund -Exchange Traded Fund (ETF)	99.98%	
Total of Exchange Traded Fund Units	99.98%	
MONEY MARKET INSTRUMENTS		
A. TREPS*	0.07%	6.76%
Net Receivable/(payable)	-0.05%	
Grand Total	100.00%	

* Cash & Cash Equivalents

If you had invested INR 10,000 every month

SIP Performance as on March 31, 2025

Quantum Gold Savings Fund - Direct Plan	Since Inception	10 Years	7 Years	5 Years	3 Years	1 Year
Total Amount Invested (₹'000)	1,660	1,200	840	600	360	120
Mkt Value of scheme as on March 31, 25 (₹'000)	3,814	2,552	1,528	934	511	141
Tier I - Benchmark# Value (₹'000)	4,246	2,760	1,624	981	531	145
Additional Benchmark### Value (₹'000)	2,701	1,674	1,064	712	413	127
Scheme Returns (XIRR) (%)	11.28%	14.46%	16.84%	17.84%	24.30%	34.74%
Tier I - Benchmark# Returns (%)	12.66%	15.93%	18.57%	19.86%	27.14%	42.52%
Additional Benchmark### Returns (%)	6.74%	6.50%	6.68%	6.80%	9.15%	10.51%
Quantum Gold Savings Fund - Regular Plan	Since Inception	10 Years	7 Years	5 Years	3 Years	1 Year
Total Amount Invested (₹'000)	960	--	840	600	360	120
Mkt Value of scheme as on March 31, 25 (₹'000)	1,852	--	1,519	931	510	141
Tier I - Benchmark# Value (₹'000)	1,995	--	1,624	981	531	145
Additional Benchmark### Value (₹'000)	1,253	--	1,064	712	413	127
Scheme Returns (XIRR) (%)	16.03%	--	16.68%	17.67%	24.11%	34.52%
Tier I - Benchmark# Returns (%)	17.83%	--	18.57%	19.86%	27.14%	42.52%
Additional Benchmark### Returns (%)	6.55%	--	6.68%	6.80%	9.15%	10.51%

Past performance may or may not be sustained in the future. The above SIP performance is for Quantum Gold Savings Fund - Direct Plan and Regular Plan - Growth option. Return on SIP and Benchmark are annualized and compounded investment return for cash flows resulting out of uniform and regular monthly subscriptions as on 5th day of every month (in case 5th is a non-Business Day, then the next Business Day) and have been worked out using the Excel spreadsheet function known as XIRR. XIRR calculates the internal rate of return for series of cash flow. Assuming ₹10,000 invested every month on 5th day of every month (in case 5th is a non-Business Day, then the next Business Day), the 1 year, 3 years, 5 years, 7 years, 10 years and since inception returns from SIP are annualized and compounded investment return computed on the assumption that SIP installments were received across the time periods from the start date of SIP from the end of the relevant period viz. 1 year, 3 years, 5 years, 7 years, 10 years and since Inception. *XIRR - XIRR calculates the internal rate of return to measure and compare the profitability of series of investments. Returns are net of total expenses; #Domestic Price of Physical Gold, ##CRISIL 10 Year Gilt Index.

GIPS Compliance



a. Quantum Asset Management Company Pvt. Ltd. claims compliance with the Global Investment Performance Standards (GIPS®). GIPS® is a registered trademark of CFA Institute. CFA Institute does not endorse or promote this organization, nor does it warrant the accuracy or quality of the content contained herein.

b. Indian Rupee (INR) is the currency used to express performance and other statistics.

QUANTUM GOLD SAVINGS FUND

An Open Ended Fund of Fund Scheme Investing in Quantum Gold Fund

Product Label

Name of the Scheme and Benchmark	This product is suitable for investors who are seeking*	Risk-o-meter of Scheme	Risk-o-meter of Tier I Benchmark
<p>Quantum Gold Savings Fund (An Open Ended Fund of Fund Scheme Investing in Quantum Gold Fund) Tier I Benchmark: Domestic Price of Physical Gold</p>	<ul style="list-style-type: none"> Long term returns Investments in units of Quantum Gold Fund – Exchange Traded Fund whose underlying investments are in physical gold 	 <p>The risk of the scheme is High Risk</p>	 <p>The risk of the benchmark is High Risk</p>

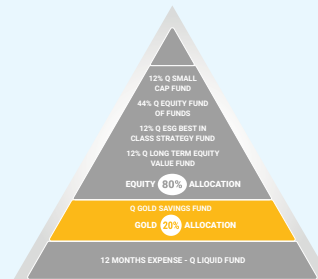
*Investors should consult their financial advisers if in doubt about whether the product is suitable for them.

Investors may please note that they will be bearing the recurring expenses of this Scheme in addition to the expenses of the underlying Schemes.

Note:

Please [click here](#) for more details on taxation

Invest in Gold – the Smart & Thoughtful Way – QGSF in our Asset Allocation Strategy



Please note the above is a suggested asset allocation approach and not to be considered as an investment advice or recommendation.



Know More

Performance of the Scheme



Quantum Gold Savings Fund

as on March 31, 2025

Quantum Gold Savings Fund - Direct Plan - Growth Option				Current Value ₹10,000 Invested at the beginning of a given period		
Period	Scheme Returns (%)	Tier I - Benchmark# Returns (%)	Additional Benchmark Returns (%)##	Scheme Returns (₹)	Tier I - Benchmark# Returns (₹)	Additional Benchmark Returns (₹)##
Since Inception (19th May 2011)	9.29%	10.73%	6.87%	34,296	41,140	25,146
10 years	11.73%	13.09%	6.65%	30,354	34,236	19,041
7 years	15.15%	16.58%	6.77%	26,903	29,327	15,830
5 years	13.79%	15.61%	5.26%	19,082	20,659	12,921
3 years	18.86%	20.34%	7.25%	16,799	17,435	12,338
1 year	31.64%	35.45%	9.90%	13,164	13,545	10,990

Quantum Gold Savings Fund - Regular Plan - Growth Option				Current Value ₹10,000 Invested at the beginning of a given period		
Period	Scheme Returns (%)	Tier I - Benchmark# Returns (%)	Additional Benchmark Returns (%)##	Scheme Returns (₹)	Tier I - Benchmark# Returns (₹)	Additional Benchmark Returns (₹)##
Since Inception (01st Apr 2017)	13.67%	15.32%	5.85%	27,881	31,292	15,761
7 years	15.00%	16.58%	6.77%	26,652	29,327	15,830
5 years	13.63%	15.61%	5.26%	18,951	20,659	12,921
3 years	18.68%	20.34%	7.25%	16,722	17,435	12,338
1 year	31.43%	35.45%	9.90%	13,143	13,545	10,990

#Domestic Price of Physical Gold, ##CRISIL 10 Year Gilt Index.

Past performance may or may not be sustained in the future.

Different Plans shall have a different expense structure.

Returns are net of total expenses and are calculated on the basis of Compounded Annualized Growth Rate (CAGR).

Fund Manager wise Performance

As on March 31, 2025



Performance of the Funds Managed by Mr. Chirag Mehta. Total Schemes Managed - 8

Quantum Multi Asset Fund of Funds

Mr. Chirag Mehta is managing the scheme since July 11, 2012.

Period	1 Year		3 Years		5 Years	
	Scheme Return (%)	Tier I - Benchmark# Returns (%)	Scheme Return (%)	Tier I - Benchmark# Returns (%)	Scheme Return (%)	Tier I - Benchmark# Returns (%)
Quantum Multi Asset Fund of Funds - Direct Plan - Growth Option	11.54%	11.52%	11.32%	10.99%	13.30%	14.67%
Quantum Multi Asset Fund of Funds - Regular Plan - Growth Option	11.12%	11.52%	10.92%	10.99%	12.91%	14.67%

Past performance may or may not be sustained in the future. Load is not taken into consideration in Scheme Return Calculation.

#CRISIL Dynamic Bond A-III Index (20%) + CRISIL Liquid Debt A-I Index (25%) + Nifty 50 TRI (40%) + Domestic Price of Physical Gold (15%). w.e.f. April 3, 2023, benchmark of the scheme has been changed. It is a customized index and it is rebalanced daily.

Returns are net of total expenses and are calculated on the basis of Compounded Annualized Growth Rate (CAGR).

Different Plans shall have different expense structure.

Mr. Chirag Mehta manages 8 Schemes of the Quantum Mutual Fund. Ms. Sneha Pandey (Associate Fund Manager) and Ms. Mansi Vasa (Associate Fund Manager) have been managing the scheme since April 01, 2025 along with Mr. Chirag Mehta.

Quantum Equity Fund of Funds

Mr. Chirag Mehta is managing the scheme since November 01, 2013.

Period	1 Year		3 Years		5 Years	
	Scheme Return (%)	Tier I - Benchmark# Returns (%)	Scheme Return (%)	Tier I - Benchmark# Returns (%)	Scheme Return (%)	Tier I - Benchmark# Returns (%)
Quantum Equity Fund of Funds - Direct Plan - Growth Option	9.99%	6.22%	13.90%	13.50%	23.73%	25.59%
Quantum Equity Fund of Funds - Regular Plan - Growth Option	9.73%	6.22%	13.63%	13.50%	23.43%	25.59%

Past performance may or may not be sustained in the future. Load is not taken into consideration in Scheme Return Calculation.

#BSE 200 TRI.

Returns are net of total expenses and are calculated on the basis of Compounded Annualized Growth Rate (CAGR).

Different Plans shall have different expense structure.

Mr. Chirag Mehta manages 8 Schemes of the Quantum Mutual Fund. Mr. Piyush Singh (Associate Fund Manager) has been managing the scheme since April 01, 2025 along with Mr. Chirag Mehta.

Fund Manager wise Performance

As on March 31, 2025



Performance of the Funds Managed by Mr. Chirag Mehta. Total Schemes Managed - 8

Quantum ESG Best In Class Strategy Fund

Mr. Chirag Mehta Co-managing the scheme along with Ms. Sneha Joshi since July 12, 2019.

Period	1 Year		3 Years		5 Years	
	Scheme Return (%)	Tier I - Benchmark# Returns (%)	Scheme Return (%)	Tier I - Benchmark# Returns (%)	Scheme Return (%)	Tier I - Benchmark# Returns (%)
Quantum ESG Best In Class Strategy Fund - Direct Plan - Growth Option	6.25%	6.05%	12.27%	10.83%	23.91%	23.91%
Quantum ESG Best In Class Strategy Fund - Regular Plan - Growth Option	4.93%	6.05%	11.09%	10.83%	22.79%	23.91%

Past performance may or may not be sustained in the future.

Different Plans shall have a different expense structure.

Returns are net of total expenses and are calculated on the basis of Compounded Annualized Growth Rate (CAGR).

Mr. Chirag Mehta manages 8 schemes and Mr. Rajorshi Palit manages 1 Scheme of the Quantum Mutual Fund

#NIFTY100 ESG TRI

Note: Name of Quantum India ESG Equity Fund has been changed to Quantum ESG Best In Class Strategy Fund effective from 1st February, 2024.

Quantum Gold Fund

Mr. Chirag Mehta is the Fund Manager effective from June 01, 2024.

Period	1 Year		3 Years		5 Years	
	Scheme Return (%)	Tier I - Benchmark# Returns (%)	Scheme Return (%)	Tier I - Benchmark# Returns (%)	Scheme Return (%)	Tier I - Benchmark# Returns (%)
Quantum Gold Fund - Growth Option	34.03%	35.45%	19.21%	20.34%	14.56%	15.61%

Past performance may or may not be sustained in the future.

Different Plans shall have a different expense structure.

Returns are net of total expenses and are calculated on the basis of Compounded Annualized Growth Rate (CAGR).

Mr. Chirag Mehta manages 8 schemes.

#Domestic Price of Physical Gold

Quantum Small Cap Fund

Mr. Chirag Mehta Co-managing the scheme along with Mrs. Abhilasha Satale since November 03, 2023

Period	1 Year	
	Scheme Return (%)	Tier I - Benchmark# Returns (%)
Quantum Small Cap Fund - Direct Plan - Growth Option	7.38%	5.04%
Quantum Small Cap Fund - Regular Plan - Growth Option	5.79%	5.04%

Past performance may or may not be sustained in the future.

Different Plans shall have a different expense structure.

Returns are net of total expenses and are calculated on the basis of Compounded Annualized Growth Rate (CAGR).

Mr. Chirag Mehta manages 8 schemes and Mrs. Abhilasha Satale manages 1 Scheme of the Quantum Mutual Fund.

#BSE 250 Small Cap TRI

The Performance of Quantum Multi Asset Allocation Fund and Quantum Ethical Fund will be disclosed on completion of 1 year since its inception in terms of SEBI Master Circular No. SEBI/HO/IMD/IMD-PoD-1/P/CIR/2024/90 dated June 27, 2024