

QUANTUM SMALL CAP FUND

An Open Ended-Equity Scheme
Predominantly Investing in Small Cap
Stocks

Investment Objective

The Investment Objective of the Scheme to generate capital appreciation by investing predominantly in Small Cap Stocks.

There is no assurance that the investment objective of the scheme will be achieved.

★ Scheme Features



Fund Manager

Mr. Chirag Mehta

Work experience: 19 years. He has been managing this fund effective from November 03, 2023.

Mrs. Abhilasha Satale

Work experience: 17 years. She has been managing this fund effective from November 03, 2023.



Category of Scheme

Small Cap Fund



Inception Date (Date of Allotment)

November 03, 2023



Declaration of Net Asset Value (NAV)

Every Business Day



Entry / Sales Load

Not Applicable



Total Expense Ratio (As on month end)

TER specified are the actual expenses charged (i.e. effective rate) as at the end of the month.

Direct Plan – Total TER = 0.60%

Regular Plan – Total TER = 2.10%



Benchmark Index

S&P BSE 250 Small Cap TRI



Minimum Application Amount (Under each Option)

Purchase: ₹500/- and in multiples of ₹1/- thereafter.
Additional Purchase: ₹500/- and in multiples of ₹1/- thereafter/ 50 units.

QUANTUM SMALL CAP FUND

An Open Ended-Equity Scheme
Predominantly Investing in Small Cap
Stocks

★ Scheme Features



Investment Options

Growth



Redemption Proceeds

Processed through RTGS/NEFT mode on T+2 basis from the date of transaction where the investor's Bank details are available.

Processed through cheque on T+2 basis from the date of transaction where the required Bank details of investor are not available.



Exit Load

For complete details on Exit Load please refer page no. 3



Taxation[#]

The amount of Long Term Capital Gain in excess of Rs 1,00,000/- in a year will be taxable @ 10%.

Tax on Short Term Capital Gains - 15%.

NAV (as on March 31, 2024)	Direct Plan (₹/Unit)	Regular Plan (₹/Unit)
Growth Option	10.44	10.37

AUM ₹(In Crores) (as on March 31, 2024)

Average AUM*	Absolute AUM
40.36	42.02

*Cumulative Daily AUM / No of days in the month



Brokerages & Commissions Details

Brokerages on Investments for March 2024 ₹42,415.10

Distributor commissions for March 2024 ₹2,26,411.03

Portfolio Turnover Ratio (Last one year) 0.00%

[#]The mentioned Tax Rates shall be increased by applicable surcharge, If any, Health and Education Cess @ 4% where ever as applicable. Equity oriented schemes will also attract Securities Transaction Tax (STT) @ 0.001% at the time of redemption and switch to other schemes.

Stamp Duty applicable on Investors subscription unit transactions including Switch in as per the rate mentioned in the Amendments to Indian Stamp Act,1899

TRANSACTION CHARGES: No Transaction Charges shall be deducted from the investment amount for applications received in the Regular Plan

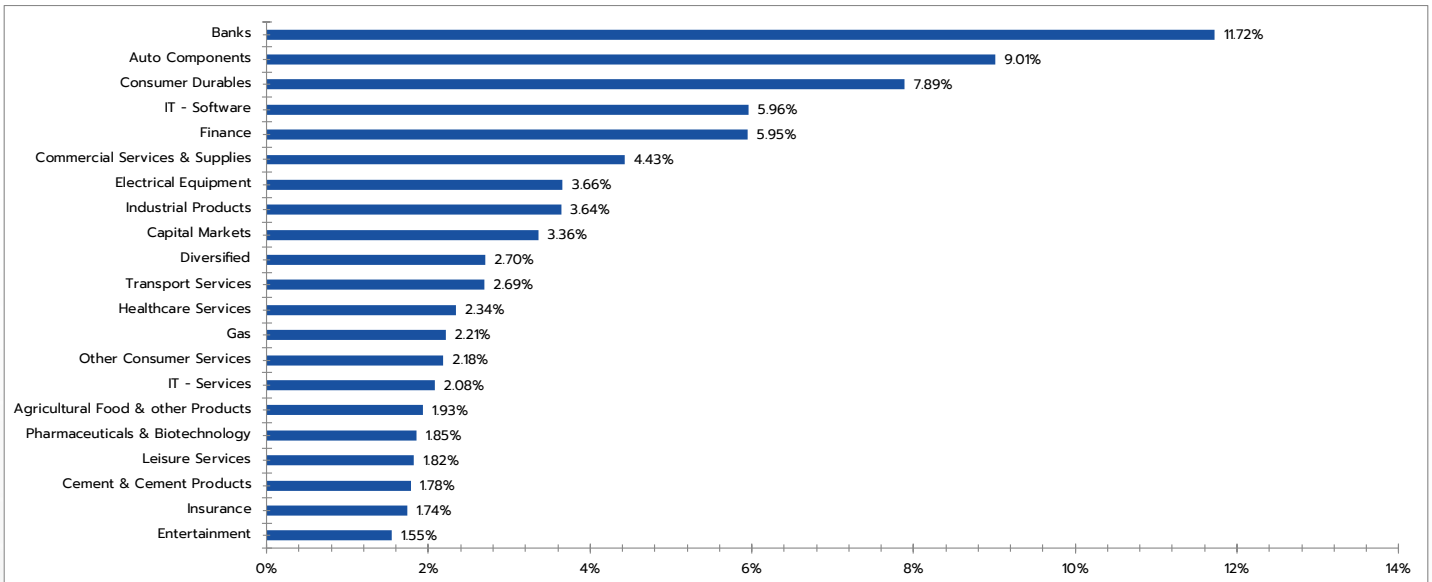
Brokerage and STT have been expensed out of the Scheme.

Exit Load:

Provisions	% of Exit Load
10% of units If redeemed or switched out on or before 365 days from the date of allotment.	NIL
Remaining 90% of units if redeemed or switched out on or before 365 days from the date of allotment.	1%
If redeemed or switched out after 365 days from the date of allotment.	NIL

Note: Redemptions / Switch outs of units will be done on First In First Out (FIFO) basis. The above-mentioned load structure shall be equally applicable to the special facilities such as Systematic Withdrawal Plan (SWP) / Systematic Transfer Plan (STP) and Switches etc. However, no load shall be charged for switching between option / plan within the Scheme.

Industry Allocation (% of Net Assets) as on March 31, 2024



Note: The Performance of the Scheme will be disclosed on completion of 6 months since its inception in terms of SEBI Master Circular No. SEBI/HO/IMD/IMD-PoD-1/P/CIR/2023/74 dated May 19, 2023.

Portfolio as on March 31, 2024 QUANTUM SMALL CAP FUND

Name of Instrument	Industry	Quantity	Market / Fair Value (₹ in Lakhs)	% to NAV
EQUITY & EQUITY RELATED				
A) Listed /Awaiting listing on Stock Exchanges				
1. Godrej Industries Limited	Diversified	14,480	113.30	2.70%
2. CMS Info System Limited	Commercial Services & Supplies	26,697	104.29	2.48%
3. Karur Vysya Bank Limited	Banks	54,938	100.37	2.39%
4. Carysil Limited	Consumer Durables	10,015	98.34	2.34%
5. Gujarat State Petronet Limited	Gas	26,003	92.70	2.21%
6. Equitas Small Finance Bank Limited	Banks	99,052	91.67	2.18%
7. MPS Limited	Other Consumer Services	5,966	91.48	2.18%
8. Sansera Engineering Limited	Auto Components	8,923	90.87	2.16%
9. Sandhar Technologies Limited	Auto Components	17,075	89.65	2.13%
10. CSB Bank Limited	Banks	25,196	89.32	2.13%
11. Crompton Greaves Consumer Electricals Limited	Consumer Durables	33,048	88.40	2.10%
12. Cyient Limited	IT - Services	4,382	87.48	2.08%
13. Kirloskar Pneumatic Company Limited	Industrial Products	12,270	86.88	2.07%
14. Mastek Limited	IT - Software	3,245	82.52	1.96%
15. TeamLease Services Limited	Commercial Services & Supplies	2,993	82.03	1.95%
16. Lumax Industries Limited	Auto Components	3,369	81.25	1.93%
17. CCL Products (India) Limited	Agricultural Food & other Products	13,820	81.03	1.93%
18. Genus Power Infrastructures Limited	Electrical Equipment	34,587	79.65	1.90%
19. Can Fin Homes Limited	Finance	10,512	79.15	1.88%

20. Birlasoft Limited	IT - Software	10,616	78.77	1.87%
21. Eris Lifesciences Limited	Pharmaceuticals & Biotechnology	9,226	77.81	1.85%
22. Craftsman Automation Limited	Auto Components	1,800	77.67	1.85%
23. Lemon Tree Hotels Limited	Leisure Services	58,435	76.29	1.82%
24. V-Guard Industries Limited	Consumer Durables	22,865	75.76	1.80%
25. Computer Age Management Services Limited	Capital Markets	2,560	74.64	1.78%
26. Nuvoco Vistas Corporation Limited	Cement & Cement Products	24,363	74.60	1.78%
27. TD Power Systems Limited	Electrical Equipment	24,909	73.91	1.76%
28. ICICI Prudential Life Insurance Company Limited	Insurance	12,026	73.20	1.74%
29. Mayur Uniquoters Limited	Consumer Durables	15,214	69.33	1.65%
30. HDFC Bank Limited	Banks	4,653	67.37	1.60%
31. IDFC Limited	Finance	59,912	66.32	1.58%
32. UTI Asset Management Company Limited	Capital Markets	8,142	66.19	1.58%
33. EPL Limited	Industrial Products	36,682	65.77	1.57%
34. PVR INOX Limited	Entertainment	4,897	64.95	1.55%
35. InterGlobe Aviation Limited	Transport Services	1,758	62.39	1.48%
36. Krishna Institute Of Medical Sciences Limited	Healthcare Services	3,016	62.11	1.48%
37. Ujjivan Financial Services Limited	Finance	11,829	56.35	1.34%
38. Kotak Mahindra Bank Limited	Banks	2,901	51.80	1.23%
39. Mahindra Logistics Limited	Transport Services	12,394	50.67	1.21%
40. Wipro Limited	IT - Software	10,533	50.57	1.20%
41. IndusInd Bank Limited	Banks	3,106	48.24	1.15%
42. Fusion Micro Finance Limited	Finance	10,387	48.12	1.15%
43. ICICI Bank Limited	Banks	3,981	43.52	1.04%
44. Exide Industries Limited	Auto Components	12,974	39.51	0.94%
45. Infosys Limited	IT - Software	2,608	39.07	0.93%
46. Narayana Hrudayalaya Limited	Healthcare Services	2,811	36.09	0.86%

B) Unlisted		NIL	NIL
Total of all Equity		3,381.40	80.49%
MONEY MARKET INSTRUMENTS			
A) TREPS*		764.82	18.20%
Net Receivable/(payable)		55.95	1.31%
Grand Total		4,202.17	100.00%



* Cash & Cash Equivalents

GIPS Compliance

A) Quantum Asset Management Company Pvt. Ltd. claims compliance with the Global Investment Performance Standards (GIPS®). GIPS® is a registered trademark of CFA Institute. CFA Institute does not endorse or promote this organization, nor does it warrant the accuracy or quality of the content contained herein.

B) Indian Rupee (INR) is the currency used to express performance and other statistics.

Product Labeling

Name of the Scheme & Tier I Benchmark	This product is suitable for investors who are seeking*	Risk-o-meter of Scheme	Risk-o-meter of Tier I Benchmark
Quantum Small Cap Fund (An Open Ended-Equity Scheme Predominantly Investing in Small Cap Stocks) Tier I Benchmark: S&P BSE 250 Small Cap TRI	<ul style="list-style-type: none"> Long term capital appreciation Investment in Small Cap Stock 	 <p>Investors understand that their principal will be at Very High Risk</p>	

*Investors should consult their financial advisers if in doubt about whether the product is suitable for them.