

# QUANTUM DYNAMIC BOND FUND

An Open-ended Dynamic Debt Scheme Investing Across Duration. A relatively high interest rate risk and relatively low credit risk

## Investment Objective

To generate income and capital appreciation through active management of portfolio consisting of short term, long term debt and money market instruments.

## ★ Scheme Features



### Fund Manager

**Mr. Pankaj Pathak**

Work experience: 12 years. He has been managing this fund since March 01, 2017



### Category of Scheme

Dynamic Bond Fund



### Inception Date (Date of Allotment)

May 19, 2015



### Declaration of Net Asset Value (NAV)

Every Business Day



### Entry / Sales Load

Not Applicable



### Total Expense Ratio (As on month end)

TER specified are the actual expenses charged (i.e. effective rate) as at the end of the month.

#### Direct Plan - Total TER = 0.61%

{Base TER 0.54% (Inclusive of 0.38% Management Fees & 0.16% Other Expenses) + 0.07% GST (18% GST on 0.38% Management Fees)}

#### Regular Plan - Total TER = 0.73%

{Base TER 0.66% (Inclusive of 0.38% Management Fees & 0.16% Other Expenses & 0.12% Distributor Commission) + 0.07% GST (18% GST on 0.38% Management Fees)}



### Benchmark Index

#Tier I Benchmark - CRISIL Dynamic Bond Fund All Index



### Minimum Application Amount (Under each Option)

Purchase: ₹500/- and in multiples of ₹1/- thereafter.  
Additional Purchase: ₹500/- and in multiples of ₹1/- thereafter/ 50 units

\*Tier-I Benchmark of the scheme has been changed from CRISIL Composite Bond Fund Index to CRISIL Dynamic Bond Fund All Index w.e.f. April 01, 2022

# QUANTUM DYNAMIC BOND FUND

An Open-ended Dynamic Debt Scheme Investing Across Duration. A relatively high interest rate risk and relatively low credit risk

## Weighted Average Maturity as on January 31, 2023

Weighted Average Maturity	(In years)
At the end of the month	2.51
Modified Duration	2.16
Macaulay's Duration	2.24

## Brokerages & Commissions Details

Brokerages on Investments for January 2023	NIL
Distributor commissions paid during January 2023	₹2,747.32
Portfolio yield	7.19%

## Portfolio Information

Scheme Name: Quantum Dynamic Bond Fund

Description (if any)	
Annualised Portfolio YTM*	7.19%
Macaulay Duration	2.24 Years
Residual Maturity	2.51 Years
As on (Date)	31-01-2023

\*in case of semi annual YTM, it will be annualised

## ★ Scheme Features



### Investment Options

Growth Option, Monthly Payout of Income Distribution Cum Capital Withdrawal (IDCW) Option and Monthly Reinvestment of Income Distribution Cum Capital Withdrawal (IDCW) Option



### Redemption Proceeds

Processed through RTGS/NEFT mode on T+1 basis from the date of transaction where the investor's Bank details are available.

Processed through cheque on T+1 basis from the date of transaction where the required Bank details of investor are not available.



### Exit Load

Nil

NAV (as on January 31, 2023)	Direct Plan (₹/Unit)	Regular Plan (₹/Unit)
Monthly IDCW Option	10.1994	10.2726
Growth Option	17.7520	17.6343

## AUM ₹(In Crores) (as on January 31, 2023)

Average AUM*	Absolute AUM
84.52	84.94

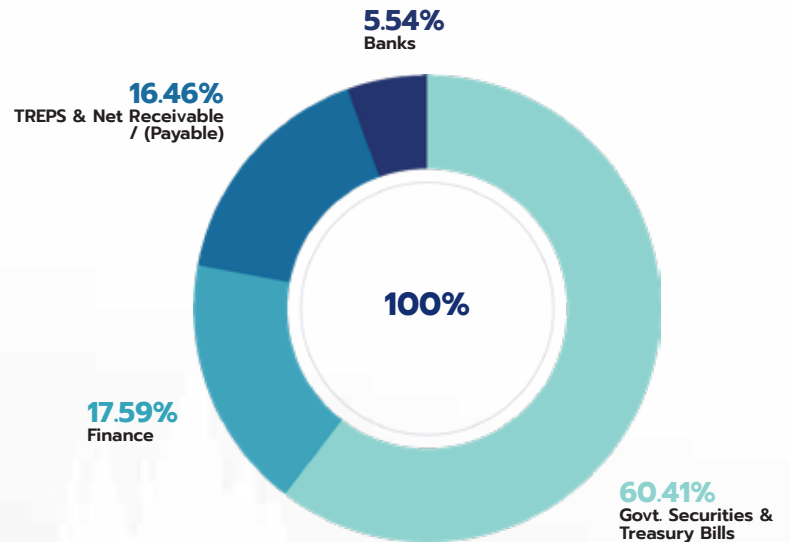
\*Cumulative Daily AUM / No of days in the month

Income Distribution History - Monthly IDCW		Gross IDCW per unit (Rs.)	
Record Date	Direct Plan	Regular Plan	
	Individual/Non Individual	Individual/Non Individual	
25-Nov-22	0.05607133	0.05325973	
26-Dec-22	0.04922470	0.04815648	
25-Jan-23	0.05251503	0.05145418	

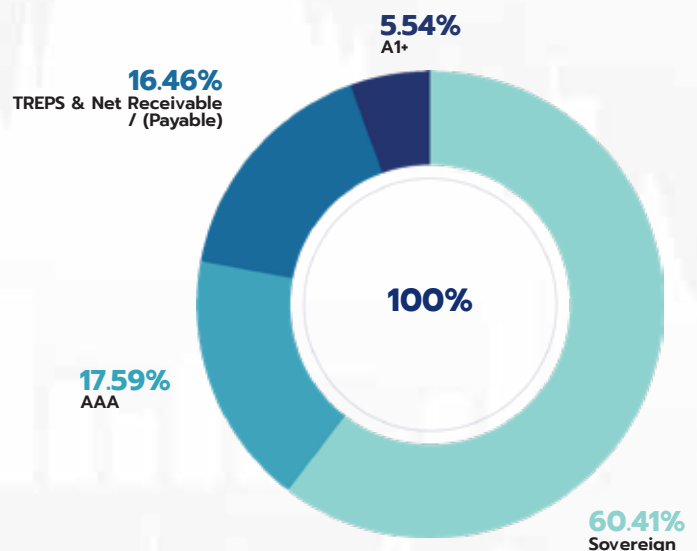
\*Investors are paid IDCW post deduction of TDS on Gross IDCW as applicable as per Finance Act 2020

## Asset Allocation & Rating Profile (% of Net Assets) as on January 31, 2023

Govt. Securities & Treasury Bills	60.41%
Finance	17.59%
TREPS & Net Receivable / (Payable)	16.46%
Banks	5.54%
<b>Total</b>	<b>100.00%</b>



Sovereign	60.41%
AAA	17.59%
TREPS & Net Receivable / (Payable)	16.46%
A1+	5.54%
<b>Total</b>	<b>100.00%</b>



## Quantum Dynamic Bond Fund Performance as on January 31, 2023

The Scheme is managed by **Mr. Pankaj Pathak**.

**Mr. Pankaj Pathak** is the Fund Manager managing the scheme since **March 01, 2017**

For other Schemes Managed by Mr. Pankaj Pathak please see page no. 5

**Quantum Dynamic Bond Fund - Direct Plan - Growth Option**

Period	Scheme Returns (%)	Tier I - Benchmark <sup>#</sup> Returns (%)	Additional Benchmark Returns (%) <sup>##</sup>	Current Value ₹10,000 Invested at the beginning of a given period		
				Scheme Returns (₹)	Tier I - Benchmark <sup>#</sup> Returns (₹)	Additional Benchmark Returns (₹) <sup>##</sup>
Since Inception (19th May 2015)	7.73%	7.52%	6.00%	17,752	17,491	15,679
Jan 29, 2016 to Jan 31, 2023 (7 years)	7.61%	7.47%	5.91%	16,726	16,573	14,961
Jan 31, 2018 to Jan 31, 2023 (5 years)	6.73%	7.20%	5.76%	13,850	14,163	13,235
Jan 31, 2020 to Jan 31, 2023 (3 years)	5.73%	6.00%	3.67%	11,821	11,912	11,143
Jan 31, 2022 to Jan 31, 2023 (1 year)	5.17%	3.05%	1.98%	10,517	10,305	10,198

<sup>#</sup>CRISIL Dynamic Bond Fund All Index, <sup>##</sup>CRISIL 10 Year Gilt Index. **Past performance may or may not be sustained in the future.**  
 Different Plans shall have a different expense structure.  
 Refer to the section "GIPS Compliance" on Page no. 5 for GIPS related disclosure.  
 Returns are net of total expenses and are calculated on the basis of Compounded Annualized Growth Rate (CAGR).

**Quantum Dynamic Bond Fund - Regular Plan - Growth Option**

Period	Scheme Returns (%)	Tier I - Benchmark <sup>#</sup> Returns (%)	Additional Benchmark Returns (%) <sup>##</sup>	Current Value ₹10,000 Invested at the beginning of a given period		
				Scheme Returns (₹)	Tier I - Benchmark <sup>#</sup> Returns (₹)	Additional Benchmark Returns (₹) <sup>##</sup>
Since Inception (01st Apr 2017)	6.42%	6.70%	4.61%	14,380	14,607	13,014
Jan 31, 2018 to Jan 31, 2023 (5 years)	6.60%	7.20%	5.76%	13,769	14,163	13,235
Jan 31, 2020 to Jan 31, 2023 (3 years)	5.60%	6.00%	3.67%	11,778	11,912	11,143
Jan 31, 2022 to Jan 31, 2023 (1 year)	5.04%	3.05%	1.98%	10,504	10,305	10,198

<sup>#</sup>CRISIL Dynamic Bond Fund All Index, <sup>##</sup>CRISIL 10 Year Gilt Index. **Past performance may or may not be sustained in the future.**  
 Different Plans shall have a different expense structure. Refer to the section "GIPS Compliance" on Page no. 5 for GIPS related disclosure.  
 Returns are net of total expenses and are calculated on the basis of Compounded Annualized Growth Rate (CAGR).

**QUANTUM DYNAMIC BOND FUND**

Name of Instrument	Rating	Market Value ₹ in Lakhs	% to Net Asset	Annualised Yield to Maturity
<b>DEBT INSTRUMENTS A) Listed /Awaiting listing on Stock Exchanges</b>				
<b>i. Bonds</b>				
1. 9.39% Power Fin Corp Ltd B-2 NCD (MD 27/08/2024)	CRISIL AAA	511.71	6.02%	7.69%
2. 6.4% NABARD Sr 20K NCD (MD 31/07/2023)	ICRA AAA	496.56	5.85%	7.60%
3. 5.24% SIDBI NCD Ser III (MD 26/03/2024)	CARE AAA	486.17	5.72%	7.84%
<b>Total of Bonds</b>		<b>1,494.44</b>	<b>17.59%</b>	
<b>ii. Government Securities</b>				
1. 7.38% GOI (MD 20/06/2027)	Sovereign	2,011.39	23.68%	7.35%
2. 5.63% GOI (MD 12/04/2026)	Sovereign	1,914.90	22.54%	7.27%
3. 5.74% GOI (MD 15/11/2026)	Sovereign	952.51	11.21%	7.32%
4. 7.37% GOI (MD 16/04/2023)	Sovereign	50.10	0.59%	6.48%
<b>Total of Government Securities</b>		<b>4,928.90</b>	<b>58.02%</b>	
<b>iii. State Government Securities</b>				
1. 8.06% Maharashtra SDL (MD 11/02/2025)	Sovereign	202.86	2.39%	7.42%
<b>Total of Government Securities</b>		<b>202.86</b>	<b>2.39%</b>	
<b>B. Privately Placed/Unlisted</b>		NIL	NIL	NIL
<b>C. Securitized Debt Instruments</b>		NIL	NIL	NIL
<b>Total of Debt Instruments</b>		<b>6,626.20</b>	<b>78.00%</b>	
<b>MONEY MARKET INSTRUMENTS</b>				
<b>a. Certificate of Deposits (CD)</b>				
1. Bank of Baroda CD (MD 30/11/2023)	IND A1+	470.14	5.54%	7.68%
<b>Total of CDs</b>		<b>470.14</b>	<b>5.54%</b>	
<b>a. TREPS</b>		1,245.66	14.67%	6.43%
<b>Total of Money Market Instruments</b>		<b>1,715.80</b>	<b>20.21%</b>	
<b>Net Receivable/(payable)</b>		<b>151.99</b>	<b>1.79%</b>	
<b>Grand Total</b>		<b>8,493.99</b>	<b>100.00%</b>	

\*Cash & Cash Equivalents

## GIPS Compliance

A) Quantum Asset Management Company Pvt. Ltd. claims compliance with the Global Investment Performance Standards (GIPS®). GIPS® is a registered trademark of CFA Institute. CFA Institute does not endorse or promote this organization, nor does it warrant the accuracy or quality of the content contained herein.

B) Indian Rupee (INR) is the currency used to express performance and other statistics.

## PERFORMANCE OF THE FUNDS MANAGED BY PANKAJ PATHAK

### QUANTUM LIQUID FUND

Mr. Pankaj Pathak is the Fund Manager managing the scheme since March 01, 2017.

Period	January 31, 2022 to January 31, 2023 (1 year)		January 31, 2020 to January 31, 2023 (3 years)		January 31, 2018 to January 31, 2023 (5 years)	
	Scheme Return (%)	Tier I - Benchmark# Returns (%)	Scheme Return (%)	Tier I - Benchmark# Returns (%)	Scheme Return (%)	Tier I - Benchmark# Returns (%)
Quantum Liquid Fund - Direct Plan - Growth Option	4.94%	5.27%	3.89%	4.28%	4.84%	5.26%
Quantum Liquid Fund - Regular Plan - Growth Option	4.84%	5.27%	3.79%	4.28%	4.76%	5.26%

Past performance may or may not be sustained in the future.



\*CRISIL Indices - CRISIL Liquid Fund AI Index.

Returns are net of total expenses and are calculated on the basis of Compounded Annualized Growth Rate (CAGR)

Different Plans shall have different expense structure.

Mr. Pankaj Pathak manages 2 schemes of the Quantum Mutual Fund.

## Product Labeling

Name of the Scheme & Tier I Benchmark	This product is suitable for investors who are seeking*	Risk-o-meter of Scheme	Risk-o-meter of Tier I Benchmark
Quantum Dynamic Bond Fund (An Open-ended Dynamic Debt Scheme Investing Across Duration. A relatively high interest rate risk and relatively low credit risk.) Tier I Benchmark: CRISIL Dynamic Bond Fund AIII Index	<ul style="list-style-type: none"> <li>Regular income over short to medium term and capital appreciation</li> <li>Investment in Debt / Money Market Instruments / Government Securities</li> </ul>	 <p>Investors understand that their principal will be at Low to Moderate Risk</p>	

\*Investors should consult their financial advisers if in doubt about whether the product is suitable for them.

### PRC Matrix – Quantum Dynamic Bond Fund

Credit Risk →	Relatively Low (Class A)	Moderate (Class B)	Relatively High (Class C)
Interest Rate Risk ↓			
Relatively Low (Class I)			
Moderate (Class II)			
Relatively High (Class III)	A-III		

Tax on Capital Gains#	Resident Individuals & HUF	FII's / Overseas Financial Organisations	Partnership Firm	Non Resident Indians	Indian Companies	Foreign Companies
Long Term	20% with Indexation	10% without Indexation	20% with Indexation	10% without Indexation (on transfer of long term capital assets being unlisted securities)	20% with Indexation	10% without Indexation (on transfer of long term capital assets being unlisted securities)
Short Term	Maximum 30%	30%	30%	Maximum 30%	30%	40%

#The mentioned Tax Rates shall be increased by applicable surcharge, If any, Health and Education Cess @ 4% where ever as applicable. Equity oriented schemes will also attract Securities Transaction Tax (STT) @ 0.001% at the time of redemption and switch to other schemes.

Stamp Duty applicable on Investors subscription unit transactions including Switch in as per the rate mentioned in the Amendments to Indian Stamp Act,1899

**TRANSACTION CHARGES:** No Transaction Charges shall be deducted from the investment amount for applications received in the Regular Plan.