

QUANTUM NIFTY 50 ETF FUND OF FUND

An open ended fund of fund scheme investing in units of Quantum Nifty 50 ETF

Investment Objective

The investment objective of the Scheme is to provide capital appreciation by investing in units of Quantum Nifty 50 ETF - Replicating / Tracking Nifty 50 Index.

There is no assurance or guarantee that the investment objective of the Scheme will be achieved.

★ Scheme Features

Fund Manager

Mr. Hitendra Parekh

Work experience: 29.5 years. He has been managing this fund since August 05, 2022

Category of Scheme

Fund of Funds - Domestic

Inception Date (Date of Allotment)

August 05, 2022

Declaration of Net Asset Value (NAV)

Every Business Day

Entry / Sales Load

Not Applicable

Total Expense Ratio (As on month end)

TER specified are the actual expenses charged (i.e. effective rate) as at the end of the month.

Total average Expense ratio of QNifty50FOF combined with the average expense ratio charged by the underlying schemes - Direct Plan

Direct Plan – Total TER = 0.06%

Regular Plan – Total TER = 0.18%

Benchmark Index

Tier I Benchmark - Nifty 50 TRI

Minimum Application Amount (Under each Option)

Purchase: Rs. 500 /- and in multiples of Rs. 1 thereafter

Additional Purchase: Rs. 500 /- and in multiples of Rs. 1 thereafter

Investment Options

Growth

Scheme Code

QTMM/O/O/FOD/22/02/0011

QUANTUM NIFTY 50 ETF FUND OF FUND

An open ended fund of fund scheme
investing in units of Quantum Nifty 50 ETF

★ Scheme Features

₹ Redemption Proceeds

Processed through RTGS/NEFT mode on T+2 basis from the date of transaction where the investor's Bank details are available.

Processed through cheque on T+2 basis from the date of transaction where the required Bank details of investor are not available.

Exit Load

NIL

TAX#

The amount of Long Term Capital Gain in excess of ₹1,00,000/- in a year will be taxable @ 10% Tax on Short Term Capital Gains - 15%

NAV (as on March 31, 2024)	Direct Plan (₹/Unit)	Regular Plan (₹/Unit)
Growth Option	12.9290	12.9032

AUM ₹(In Crores)

(as on March 31, 2024)

Average AUM*	Absolute AUM
17.50	17.05

*Cumulative Daily AuM / No of days in the month

Brokerages & Commissions Details

Brokerages on Investments for March 2024 ₹31,193.30

Distributor commissions for March 2024 ₹1,141.58

Portfolio Turnover Ratio (Last one year) 84.83%

#The mentioned Tax Rates shall be increased by applicable surcharge, if any, Health and Education Cess @ 4% where ever as applicable.

Equity oriented schemes will also attract Securities Transaction Tax (STT) @ 0.001% at the time of redemption and switch to other schemes.

Stamp Duty applicable on Investors subscription unit transactions including Switch in as per the rate mentioned in the Amendments to Indian Stamp Act, 1899

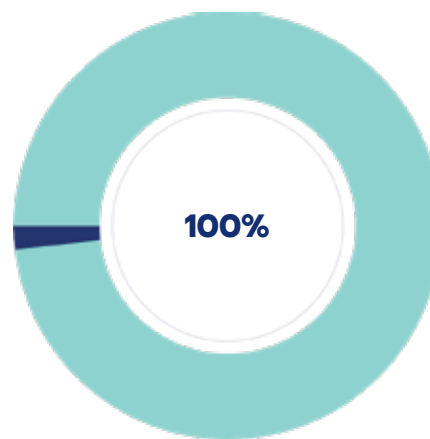
TRANSACTION CHARGES: No Transaction Charges shall be deducted from the investment amount for applications received.

Brokerage and STT have been expensed out of the Scheme.

Asset Allocation (% of Net Assets) as on March 31, 2024

Units of Quantum Nifty 50 ETF	102.93%
TREPS & Net Receivable / (Payable)	-2.93%
Total	100.00%

-2.93%
TREPS & Net
Receivable /
(Payable)



102.93%
Units of Quantum
Nifty 50 ETF

Quantum Nifty 50 ETF Fund of Fund Performance as on March 31, 2024

The Scheme is
managed by
Hitendra Parekh

Mr. **Hitendra Parekh** Fund Managers managing the scheme
since **August 05, 2022**

For other Schemes Managed by Mr. Hitendra Parekh please see page no. 4

Performance of the Scheme

Direct Plan

Quantum Nifty 50 ETF Fund of Fund - Direct Plan - Growth Option

Period	Scheme Returns (%)	Tier I - Benchmark [#] Returns (%)	Additional Benchmark Returns (%) ^{##}	Current Value ₹10,000 [@] Invested at the beginning of a given period		
				Scheme Returns (₹)	Tier I - Benchmark [#] Returns (₹)	Additional Benchmark Returns (₹) ^{##}
Since Inception (05th Aug 2022)	16.76%	17.34%	16.30%	12,929	13,034	12,844
March 31, 2023 to March 31, 2024 (1 year)	29.13%	29.99%	26.41%	12,922	13,008	12,650

[#]Nifty 50 TRI ^{##}S&P BSE Sensex TRI

Past performance may or may not be sustained in the future. Load is not taken into consideration in Scheme returns calculation.

[@]Indicates the current value of ₹10,000/- invested at the beginning of a given period. Different Plans have a different expense structure.

Absolute Returns. Refer to the section "GIPS Compliance" on page no. 4 for GIPS related disclosure.

Mr. Hitendra Parekh manages 2 Scheme of the Quantum Mutual Fund. Direct Plan Launched on August 05, 2022 but not yet completed 3 and 5 years period since its launch.

Performance of the Scheme

Regular Plan

Quantum Nifty 50 ETF Fund of Fund - Regular Plan - Growth Option

Period	Scheme Returns (%)	Tier I - Benchmark [#] Returns (%)	Additional Benchmark Returns (%) ^{##}	Current Value ₹10,000 Invested at the beginning of a given period		
				Scheme Returns (₹)	Tier I - Benchmark [#] Returns (₹)	Additional Benchmark Returns (₹) ^{##}
Since Inception (05th Aug 2022)	16.62%	17.34%	16.30%	12,903	13,034	12,844
March 31, 2023 to March 31, 2024 (1 year)	28.98%	29.99%	26.41%	12,907	13,008	12,650

[#]Nifty 50 TRI ^{##}S&P BSE Sensex TRI

Past performance may or may not be sustained in the future. Load is not taken into consideration in Scheme returns calculation.

[@]Indicates the current value of ₹10,000/- invested at the beginning of a given period. Different Plans have a different expense structure.

*Absolute Returns. Refer to the section "GIPS Compliance" on page no. 4 for GIPS related disclosure.

Mr. Hitendra Parekh manages 2 Scheme of the Quantum Mutual Fund. Regular Plan Launched on August 05, 2022 but not yet completed 3 and 5 years period since its launch.

SIP Performance as on March 31, 2024

	Total Amount Invested (₹'000)	Mkt Value as on Mar 31, 24 (₹'000)	Tier I - Benchmark# Returns (₹'000)	Additional Benchmark Returns (₹'000)##	Returns (XIRR*) (%)	Tier I - Benchmark# Returns (%)	Additional Benchmark Returns (%)##
SIP Since Inception	200	236	238	234	20.81%	21.54%	19.37%
1 Year SIP	120	136	136	134	25.47%	26.47%	23.01%

Portfolio as on March 31, 2024 Quantum Nifty 50 ETF Fund of Fund

Name of Instrument	Quantity	Market/ Fair Value (₹ in Lakhs)	% to NAV
A. EXCHANGE TRADED FUND UNITS			
1. Quantum Nifty 50 ETF	73,602	1,754.66	102.93%
Total of Exchange Traded Fund Units		1,754.66	102.93%
B. MONEY MARKET INSTRUMENTS			
a. TREPS		0.94	0.06%
Net Receivable/(payable)		-50.82	-2.99%
Grand Total		1,704.78	100.00%

*Cash & Cash Equivalents

GIPS Compliance

A) Quantum Asset Management Company Pvt. Ltd. claims compliance with the Global Investment Performance Standards (GIPS®). GIPS® is a registered trademark of CFA Institute. CFA Institute does not endorse or promote this organization, nor does it warrant the accuracy or quality of the content contained herein.

B) Indian Rupee (INR) is the currency used to express performance and other statistics.

PERFORMANCE OF THE FUNDS MANAGED BY HITENDRA PAREKH

QUANTUM NIFTY 50 ETF

Mr. Hitendra Parekh is the Fund Manager managing the scheme since July 10, 2008.

Period	March 31, 2023 to March 31, 2024 (1 year)		March 31, 2021 to March 31, 2024 (3 years)		March 29, 2019 to March 31, 2024 (5 years)	
	Scheme Return (%)	Tier I - Benchmark# Returns (%)	Scheme Return (%)	Tier I - Benchmark# Returns (%)	Scheme Return (%)	Tier I - Benchmark# Returns (%)
Quantum Nifty 50 ETF - Direct Plan - Growth Option	29.88%	29.99%	16.20%	16.30%	15.05%	15.24%

Past performance may or may not be sustained in the future.

#NIFTY 50 TRI



Returns are calculated on the basis of Compounded Annualized Growth Rate(CAGR)

The Scheme being Exchange Traded Fund has one plan to invest through stock exchange and having a single expense structure.

Dividend of ₹80 was declared on March 09, 2018. Scheme returns calculated above is inclusive of dividend amount.

Mr. Hitendra Parekh manages 2 schemes of the Quantum Mutual Fund.

Product Labeling

Name of the Scheme & Tier I Benchmark	This product is suitable for investors who are seeking*	Risk-o-meter of Scheme	Risk-o-meter of Tier I Benchmark
Quantum Nifty 50 ETF Fund of Fund (An Open ended Fund of Fund Scheme investing in units of Quantum Nifty 50 ETF) Tier I Benchmark: Nifty 50 TRI	<ul style="list-style-type: none"> Long term capital appreciation Investments in units of Quantum Nifty 50 ETF – Exchange Traded Fund 	 <p>Investors understand that their principal will be at Very High Risk</p>	

*Investors should consult their financial advisers if in doubt about whether the product is suitable for them.

Investors in the Scheme shall bear the recurring expenses of the Scheme in addition to the expenses of other schemes in which Fund of Funds scheme makes investment (subject to regulatory limits).