

# QUANTUM SMALL CAP FUND

An Open Ended-Equity Scheme  
Predominantly Investing in Small Cap  
Stocks

## Investment Objective

The Investment Objective of the Scheme to generate capital appreciation by investing predominantly in Small Cap Stocks.

There is no assurance that the investment objective of the scheme will be achieved.

## ★ Scheme Features



### Fund Manager

#### Mr. Chirag Mehta

Work experience: 19 years. He has been managing this fund effective from November 03, 2023.

#### Mrs. Abhilasha Satale

Work experience: 17 years. She has been managing this fund effective from November 03, 2023.



### Category of Scheme

Small Cap Fund



### Inception Date (Date of Allotment)

November 03, 2023



### Declaration of Net Asset Value (NAV)

Every Business Day



### Entry / Sales Load

Not Applicable



### Total Expense Ratio (As on month end)

TER specified are the actual expenses charged (i.e. effective rate) as at the end of the month.

**Direct Plan – Total TER = 0.60%**

**Regular Plan – Total TER = 2.10%**



### Benchmark Index

S&P BSE 250 Small Cap TRI



### Minimum Application Amount (Under each Option)

Purchase: ₹500/- and in multiples of ₹1/- thereafter.  
Additional Purchase: ₹500/- and in multiples of ₹1/- thereafter/ 50 units.

# QUANTUM SMALL CAP FUND

An Open Ended-Equity Scheme  
Predominantly Investing in Small Cap  
Stocks

## Key Statistics

^^Standard Deviation NA

^^Beta NA

^^Sharpe Ratio NA

## Brokerages & Commissions Details

Brokerages on Investments for February 2024 ₹46,416.83

Distributor commissions for February 2024 ₹1,97,464.29

Portfolio Turnover Ratio (Last one year) 0.00%

## ★ Scheme Features



### Investment Options

Growth



### Redemption Proceeds

Processed through RTGS/NEFT mode on T+2 basis from the date of transaction where the investor's Bank details are available.

Processed through cheque on T+2 basis from the date of transaction where the required Bank details of investor are not available.



### Exit Load

For complete details on Exit Load please refer page no. 3



### Taxation<sup>#</sup>

The amount of Long Term Capital Gain in excess of Rs 1,00,000/- in a year will be taxable @ 10%.

Tax on Short Term Capital Gains - 15%.

NAV (as on February 29, 2024)	Direct Plan (₹/Unit)	Regular Plan (₹/Unit)
Growth Option	10.70	10.65

### AUM ₹(In Crores) (as on February 29, 2024)

Average AUM*	Absolute AUM
40.12	38.84

\*Cumulative Daily AUM / No of days in the month

<sup>#</sup>The mentioned Tax Rates shall be increased by applicable surcharge, If any, Health and Education Cess @ 4% where ever as applicable. Equity oriented schemes will also attract Securities Transaction Tax (STT) @ 0.001% at the time of redemption and switch to other schemes.

Stamp Duty applicable on Investors subscription unit transactions including Switch in as per the rate mentioned in the Amendments to Indian Stamp Act,1899

**TRANSACTION CHARGES:** No Transaction Charges shall be deducted from the investment amount for applications received in the Regular Plan

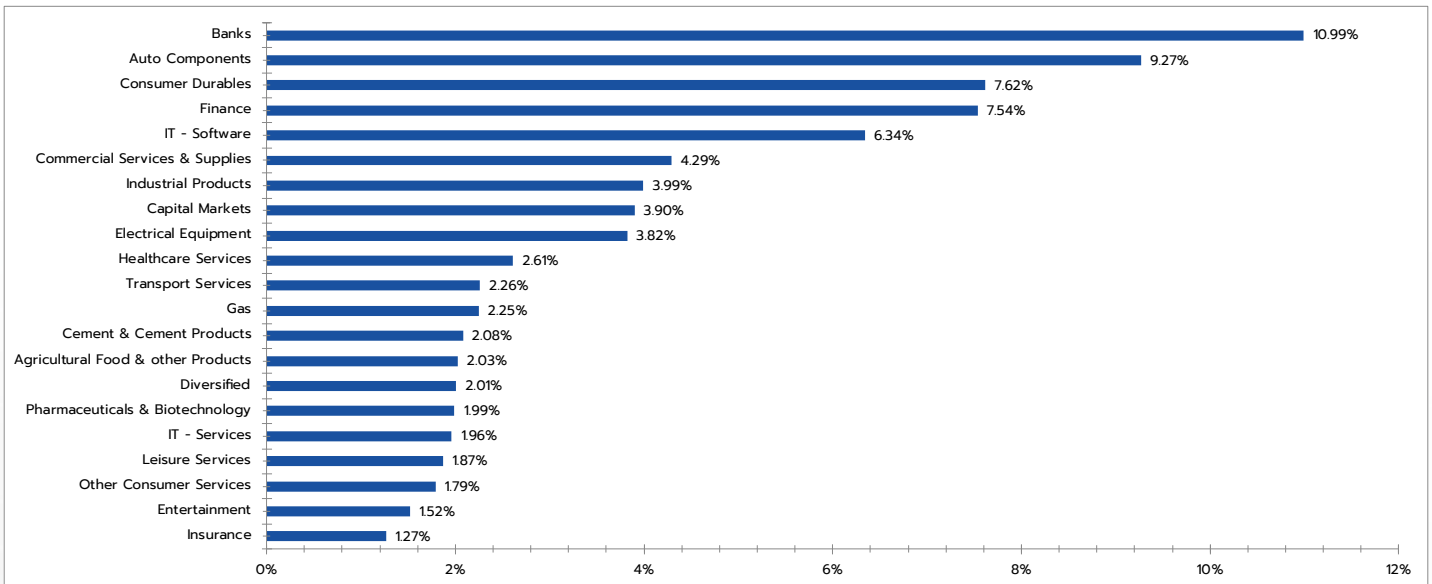
Brokerage and STT have been expensed out of the Scheme.

## Exit Load:

Provisions	% of Exit Load
10% of units If redeemed or switched out on or before 365 days from the date of allotment.	NIL
Remaining 90% of units if redeemed or switched out on or before 365 days from the date of allotment.	1%
If redeemed or switched out after 365 days from the date of allotment.	NIL

Note: Redemptions / Switch outs of units will be done on First In First Out (FIFO) basis. The above-mentioned load structure shall be equally applicable to the special facilities such as Systematic Withdrawal Plan (SWP) / Systematic Transfer Plan (STP) and Switches etc. However, no load shall be charged for switching between option / plan within the Scheme.

## Industry Allocation (% of Net Assets) as on February 29, 2024



Note: The Performance of the Scheme will be disclosed on completion of 6 months since its inception in terms of SEBI Master Circular No. SEBI/HO/IMD/IMD-PoD-1/P/CIR/2023/74 dated May 19, 2023.

## Portfolio as on February 29, 2024 QUANTUM SMALL CAP FUND

Name of Instrument	Industry	Quantity	Market / Fair Value (₹ in Lakhs)	% to NAV
<b>EQUITY &amp; EQUITY RELATED</b>				
<b>A) Listed /Awaiting listing on Stock Exchanges</b>				
1. Karur Vysya Bank Limited	Banks	52,599	96.57	2.49%
2. Equitas Small Finance Bank Limited	Banks	94,730	94.40	2.43%
3. Sansera Engineering Limited	Auto Components	8,923	91.57	2.36%
4. CSB Bank Limited	Banks	25,196	88.11	2.27%
5. Gujarat State Petronet Limited	Gas	23,691	87.40	2.25%
6. Carylil Limited	Consumer Durables	9,136	87.32	2.25%
7. Kirloskar Pneumatic Company Limited	Industrial Products	12,270	86.26	2.22%
8. TeamLease Services Limited	Commercial Services & Supplies	2,856	86.04	2.22%
9. Can Fin Homes Limited	Finance	10,512	81.41	2.10%
10. Nuvoco Vistas Corporation Limited	Cement & Cement Products	24,363	80.75	2.08%
11. Sandhar Technologies Limited	Auto Components	15,327	80.48	2.07%
12. CMS Info System Limited	Commercial Services & Supplies	20,892	80.26	2.07%
13. CCL Products (India) Limited	Agricultural Food & other Products	12,499	78.71	2.03%
14. Computer Age Management Services Limited	Capital Markets	2,560	78.65	2.02%
15. Birlasoft Limited	IT - Software	10,086	78.28	2.02%
16. Godrej Industries Limited	Diversified	9,745	78.06	2.01%
17. Genus Power Infrastructures Limited	Electrical Equipment	31,180	78.00	2.01%
18. Mastek Limited	IT - Software	2,643	77.50	2.00%
19. Eris Lifesciences Limited	Pharmaceuticals & Biotechnology	8,761	77.36	1.99%

20. Cyient Limited	IT - Services	3,767	76.30	1.96%
21. Craftsman Automation Limited	Auto Components	1,800	75.40	1.94%
22. UTI Asset Management Company Limited	Capital Markets	8,142	73.01	1.88%
23. Lemon Tree Hotels Limited	Leisure Services	52,072	72.59	1.87%
24. Mayur Uniquoters Limited	Consumer Durables	14,154	71.40	1.84%
25. Lumax Industries Limited	Auto Components	3,080	71.24	1.83%
26. Crompton Greaves Consumer Electricals Limited	Consumer Durables	24,328	70.79	1.82%
27. TD Power Systems Limited	Electrical Equipment	23,570	70.31	1.81%
28. IDFC Limited	Finance	59,912	69.77	1.80%
29. MPS Limited	Other Consumer Services	4,703	69.63	1.79%
30. EPL Limited	Industrial Products	36,682	68.69	1.77%
31. V-Guard Industries Limited	Consumer Durables	20,496	66.60	1.71%
32. Ujjivan Financial Services Limited	Finance	11,829	64.95	1.67%
33. Krishna Institute Of Medical Sciences Limited	Healthcare Services	2,822	63.70	1.64%
34. PVR INOX Limited	Entertainment	4,312	59.12	1.52%
35. Fusion Micro Finance Limited	Finance	10,387	57.03	1.47%
36. Wipro Limited	IT - Software	10,533	54.62	1.41%
37. HDFC Bank Limited	Banks	3,810	53.47	1.38%
38. Mahindra Logistics Limited	Transport Services	12,394	52.63	1.36%
39. ICICI Prudential Life Insurance Company Limited	Insurance	9,293	49.50	1.27%
40. Exide Industries Limited	Auto Components	12,974	41.56	1.07%
41. Narayana Hrudayalaya Limited	Healthcare Services	2,811	37.72	0.97%
42. Infosys Limited	IT - Software	2,116	35.42	0.91%
43. InterGlobe Aviation Limited	Transport Services	1,110	35.02	0.90%
44. ICICI Bank Limited	Banks	3,236	34.05	0.88%
45. IndusInd Bank Limited	Banks	2,060	30.38	0.78%
46. Kotak Mahindra Bank Limited	Banks	1,741	29.41	0.76%
47. Indian Renewable Energy Development Agency Limited	Finance	12,919	19.38	0.50%

<b>B) Unlisted</b>	NIL	NIL
<b>Total of all Equity</b>	<b>3,160.82</b>	<b>81.40%</b>
<b>MONEY MARKET INSTRUMENTS</b>		
<b>A) TREPS*</b>	<b>736.57</b>	<b>18.97%</b>
<b>Net Receivable/(payable)</b>	<b>-13.64</b>	<b>-0.37%</b>
<b>Grand Total</b>	<b>3,883.75</b>	<b>100.00%</b>



\* Cash & Cash Equivalents

## GIPS Compliance

A) Quantum Asset Management Company Pvt. Ltd. claims compliance with the Global Investment Performance Standards (GIPS®). GIPS® is a registered trademark of CFA Institute. CFA Institute does not endorse or promote this organization, nor does it warrant the accuracy or quality of the content contained herein.

B) Indian Rupee (INR) is the currency used to express performance and other statistics.

## Product Labeling

Name of the Scheme & Tier I Benchmark	This product is suitable for investors who are seeking*	Risk-o-meter of Scheme	Risk-o-meter of Tier I Benchmark
Quantum Small Cap Fund (An Open Ended-Equity Scheme Predominantly Investing in Small Cap Stocks) Tier I Benchmark: S&P BSE 250 Small Cap TRI	<ul style="list-style-type: none"> <li>Long term capital appreciation</li> <li>Investment in Small Cap Stock</li> </ul>	 <p>Investors understand that their principal will be at Very High Risk</p>	

\*Investors should consult their financial advisers if in doubt about whether the product is suitable for them.