

QUANTUM SMALL CAP FUND

An Open Ended-Equity Scheme Predominantly Investing in Small Cap Stocks



Fund Details (as on October 31, 2024)

Category of Scheme Small Cap Fund

Investment Objective

The Investment Objective of the Scheme to generate capital appreciation by investing predominantly in Small Cap Stocks.

There is no assurance that the investment objective of the scheme will be achieved.

Inception Date (Date of Allotment)

November 03, 2023

Benchmark Index

BSE 250 Small Cap TRI

Declaration of Net Asset Value (NAV)

Every Business Day

NAV of Plans/Options (as on October 31, 2024)

	Direct (₹/Unit)	Regular (₹/Unit)
Growth	12.37	12.18

AUM ₹ (In Crores) (as on October 31, 2024)

Average AUM* : 88.64

Absolute AUM : 91.22

*Cumulative Daily AUM / No of days in the month

Fund Manager

Mr. Chirag Mehta (Work experience: 22 years)

He has been managing this fund effective from November 03, 2023.

Mrs. Abhilasha Satale (Work experience: 18 years)

She has been managing this fund effective from November 03, 2023.

Entry Load

Not Applicable

Exit Load

- NIL: If 10% of units If redeemed or switched out on or before 365 days from the date of allotment.
- 1%: If Remaining 90% of units if redeemed or switched out on or before 365 days from the date of allotment.
- NIL: If redeemed or switched out after 365 days from the date of allotment.

Note: Redemptions / Switch outs of units will be done on First In First Out (FIFO) basis. The above-mentioned load structure shall be equally applicable to the special facilities such as Systematic Withdrawal Plan (SWP) / Systematic Transfer Plan (STP) and Switches etc. However, no load shall be charged for switching between option / plan within the Scheme.

Total Expense Ratio (As on month end)

Direct Plan – Total TER : 0.60%

Regular Plan – Total TER : 2.10%

TER specified are the actual expenses charged (i.e. effective rate) as at the end of the month.

Minimum Application Amount (Under each Option)

Purchase: ₹500/- and in multiples of ₹1/- thereafter.

Additional Purchase: ₹500/- and in multiples of ₹1/- thereafter/ 50 units.

Brokerages & Commissions Details

Brokerages on Investments for October 2024: ₹ 92,292.00

Distributor commissions for October 2024: ₹ 4,23,898.00

Portfolio Turnover Ratio (Last one year): NA

Redemption Proceeds

Processed through RTGS/NEFT mode on T+2 basis from the date of transaction where the investor's Bank details are available.

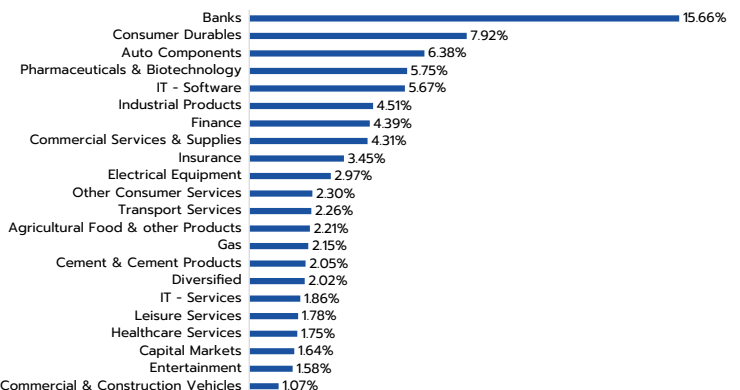
Processed through cheque on T+2 basis from the date of transaction where the required Bank details of investor are not available.

Portfolio as on October 31, 2024

Name of Instrument	Industry	% to NAV	Annualised Yield to Maturity
EQUITY & EQUITY RELATED			
A) Listed /Awaiting listing on Stock Exchanges			
1. Eris Lifesciences Ltd	Pharmaceuticals & Biotechnology	2.89%	
2. Supriya Lifescience Ltd	Pharmaceuticals & Biotechnology	2.86%	
3. Karur Vysya Bank Ltd	Banks	2.77%	
4. EPL Ltd	Industrial Products	2.64%	
5. ICICI Prudential Life Insurance Company Ltd	Insurance	2.53%	
6. CMS Info System Ltd	Commercial Services & Supplies	2.50%	
7. MPS Ltd	Other Consumer Services	2.30%	
8. Mayur Uniquoters Ltd	Consumer Durables	2.30%	
9. Genus Power Infrastructures Ltd	Electrical Equipment	2.28%	
10. HDFC Bank Ltd	Banks	2.27%	
11. Can Fin Homes Ltd	Finance	2.22%	
12. Crompton Greaves Consumer Electricals Ltd	Consumer Durables	2.22%	
13. CCL Products (India) Ltd	Agricultural Food & other Products	2.21%	
14. City Union Bank Ltd	Banks	2.21%	
15. Aavas Financiers Ltd	Finance	2.17%	
16. Gujarat State Petronet Ltd	Gas	2.15%	
17. Mastek Ltd	IT - Software	2.13%	
18. CSB Bank Ltd	Banks	2.10%	
19. Nuvoco Vistas Corporation Ltd	Cement & Cement Products	2.05%	
20. Kotak Mahindra Bank Ltd	Banks	2.05%	
21. Carysil Ltd	Consumer Durables	2.05%	
22. Godrej Industries Ltd	Diversified	2.02%	
23. Kirloskar Pneumatic Company Ltd	Industrial Products	1.87%	
24. InterGlobe Aviation Ltd	Transport Services	1.86%	
25. Cyient Ltd	IT - Services	1.86%	
26. TeamLease Services Ltd	Commercial Services & Supplies	1.81%	
27. Lemon Tree Hotels Ltd	Leisure Services	1.78%	
28. Lumax Industries Ltd	Auto Components	1.72%	
29. Equitas Small Finance Bank Ltd	Banks	1.70%	
30. Sandhar Technologies Ltd	Auto Components	1.68%	
31. PVR INOX Ltd	Entertainment	1.58%	
32. Craftsman Automation Ltd	Auto Components	1.52%	
33. Birlasoft Ltd	IT - Software	1.46%	
34. V-Guard Industries Ltd	Consumer Durables	1.35%	
35. Krishna Institute Of Medical Sciences Ltd	Healthcare Services	1.31%	
36. UTI Asset Management Company Ltd	Capital Markets	1.19%	
37. IndusInd Bank Ltd	Banks	1.16%	
38. Wipro Ltd	IT - Software	1.14%	
39. Sansera Engineering Ltd	Auto Components	1.08%	
40. Sanghvi Movers Ltd	Agricultural, Commercial & Construction Vehicles	1.07%	
41. Infosys Ltd	IT - Software	0.94%	
42. Star Health And Allied Insurance Company Ltd	Insurance	0.92%	
43. IDFC First Bank Ltd	Banks	0.72%	
44. TD Power Systems Ltd	Electrical Equipment	0.69%	
45. ICICI Bank Ltd	Banks	0.68%	
46. Computer Age Management Services Ltd	Capital Markets	0.45%	
47. Narayana Hrudayalaya Ltd	Healthcare Services	0.44%	
48. Mahindra Logistics Ltd	Transport Services	0.40%	
49. Exide Industries Ltd	Auto Components	0.38%	
B) Unlisted		NIL	
Total of all Equity		83.68%	
MONEY MARKET INSTRUMENTS			
A. TREPS*		16.49%	6.30%
Net Receivable/(payable)		-0.17%	
Grand Total		100.00%	

* Cash & Cash Equivalents

Industry Allocation (% of Net Assets) as on October 31, 2024



QUANTUM SMALL CAP FUND

An Open Ended-Equity Scheme Predominantly Investing in Small Cap Stocks



Product Labeling

Name of the Scheme & Tier I Benchmark	This product is suitable for investors who are seeking*	Risk-o-meter of Scheme	Risk-o-meter of Tier I Benchmark
Quantum Small Cap Fund (An Open Ended-Equity Scheme Predominantly Investing in Small Cap Stocks) Tier I Benchmark: BSE 250 Small Cap TRI	<ul style="list-style-type: none"> Long term capital appreciation Investment in Small Cap Stock 	<p>Investors understand that their principal will be at Very High Risk</p>	

*Investors should consult their financial advisers if in doubt about whether the product is suitable for them.

GIPS Compliance

a. Quantum Asset Management Company Pvt. Ltd. claims compliance with the Global Investment Performance Standards (GIPS®). GIPS® is a registered trademark of CFA Institute. CFA Institute does not endorse or promote this organization, nor does it warrant the accuracy or quality of the content contained herein.

b. Indian Rupee (INR) is the currency used to express performance and other statistics.

Note:

Since the scheme has not completed 1, 3 and 5 years, performance data will not be available.

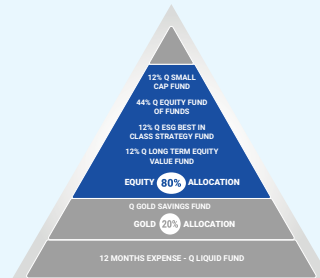
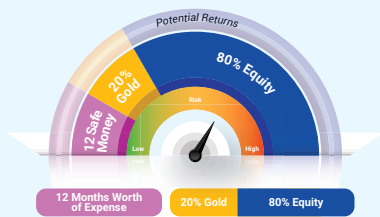
Stamp Duty applicable on Investors subscription unit transactions including Switch in as per the rate mentioned in the Amendments to Indian Stamp Act, 1899

TRANSACTION CHARGES: No Transaction Charges shall be deducted from the investment amount for applications received in the Regular Plan

Brokerage and STT have been expensed out of the Scheme.

Please [click here](#) for more details on taxation.

Choose a Small-Cap Fund with a Big Difference – QSCF in our Asset Allocation Strategy



Please note the above is a suggested asset allocation and not to be considered as an investment advice or recommendation.



Performance of the Scheme



Quantum Small Cap Fund

as on October 31, 2024

Quantum Small Cap Fund - Direct Plan - Growth Option			Current Value ₹10,000 Invested at the beginning of a given period	
Period	Scheme Returns (%)	Tier I - Benchmark [#] Returns (%)	Scheme Returns (₹)	Tier I - Benchmark [#] Returns (₹)
Since Inception (November 03, 2023)	23.70	44.34	12,370	14,434
6 Months	11.64	13.09	12,184	11,309
Quantum Small Cap Fund - Regular Plan - Growth Option			Current Value ₹10,000 Invested at the beginning of a given period	
Period	Scheme Returns (%)	Tier I - Benchmark [#] Returns (%)	Scheme Returns (₹)	Tier I - Benchmark [#] Returns (₹)
Since Inception (November 03, 2023)	21.80	44.34	12,180	14,434
6 Months	10.83	13.09	11,083	11,309

#BSE 250 Small Cap TRI

Past performance may or may not be sustained in the future. Load is not taken into consideration in scheme returns calculation.

Different Plans shall have a different expense structure.

Returns are net of total expenses and are calculated on the basis of absolute returns.

Note: Since the scheme has not completed 1, 3 and 5 years, performance data will not be available.

Fund Manager wise Performance

As on October 31, 2024



Performance of the Funds Managed by Mr. Chirag Mehta

Quantum Multi Asset Fund of Funds

Mr. Chirag Mehta is managing the scheme since July 11, 2012.

Period	1 Year		3 Years		5 Years	
	Scheme Return (%)	Tier I - Benchmark# Returns (%)	Scheme Return (%)	Tier I - Benchmark# Returns (%)	Scheme Return (%)	Tier I - Benchmark# Returns (%)
Quantum Multi Asset Fund of Funds - Direct Plan - Growth Option	20.02%	19.42%	11.10%	10.72%	11.11%	12.16%
Quantum Multi Asset Fund of Funds - Regular Plan - Growth Option	19.62%	19.42%	10.70%	10.72%	10.74%	12.16%

Past performance may or may not be sustained in the future. Load is not taken into consideration in Scheme Return Calculation. #CRISIL Dynamic Bond A-III Index (20%) + CRISIL Liquid Debt A-I Index (25%) + Nifty 50 TRI (40%) + Domestic price of Gold (15%). w.e.f. April 3, 2023, benchmark of the scheme has been changed. It is a customized index and it is rebalanced daily. Returns are net of total expenses and are calculated on the basis of Compounded Annualized Growth Rate (CAGR). Different Plans shall have different expense structure. Mr. Chirag Mehta manages 7 Schemes of the Quantum Mutual Fund.

Quantum Equity Fund of Funds

Mr. Chirag Mehta is managing the scheme since November 01, 2013.

Period	1 Year		3 Years		5 Years	
	Scheme Return (%)	Tier I - Benchmark# Returns (%)	Scheme Return (%)	Tier I - Benchmark# Returns (%)	Scheme Return (%)	Tier I - Benchmark# Returns (%)
Quantum Equity Fund of Funds - Direct Plan - Growth Option	36.68%	34.64%	14.36%	14.82%	17.71%	18.92%
Quantum Equity Fund of Funds - Regular Plan - Growth Option	36.36%	34.64%	14.09%	14.82%	17.43%	18.92%

Past performance may or may not be sustained in the future. Load is not taken into consideration in Scheme Return Calculation. #BSE 200 TRI. Returns are net of total expenses and are calculated on the basis of Compounded Annualized Growth Rate (CAGR). Different Plans shall have different expense structure. Mr. Chirag Mehta manages 7 Schemes of the Quantum Mutual Fund.

Quantum Gold Savings Fund

Mr. Chirag Mehta is managing the scheme since May 19, 2011.

Period	1 Year		3 Years		5 Years	
	Scheme Return (%)	Tier I - Benchmark# Returns (%)	Scheme Return (%)	Tier I - Benchmark# Returns (%)	Scheme Return (%)	Tier I - Benchmark# Returns (%)
Quantum Gold Savings Fund - Direct Plan - Growth Option	28.56%	29.08%	17.19%	18.34%	14.31%	15.43%
Quantum Gold Savings Fund - Regular Plan - Growth Option	28.37%	29.08%	17.01%	18.34%	14.16%	15.43%

Past performance may or may not be sustained in the future. #Domestic Price of Gold. Returns are net of total expenses and are calculated on the basis of Compounded Annualized Growth Rate (CAGR). Different Plans shall have different expense structure. Mr. Chirag Mehta manages 7 Schemes of the Quantum Mutual Fund.

Quantum ESG Best In Class Strategy Fund

Mr. Chirag Mehta Co-managing the scheme along with Ms. Sneha Joshi since July 12, 2019.

Period	1 Year		3 Years		5 Years	
	Scheme Return (%)	Tier I - Benchmark# Returns (%)	Scheme Return (%)	Tier I - Benchmark# Returns (%)	Scheme Return (%)	Tier I - Benchmark# Returns (%)
Quantum ESG Best In Class Strategy Fund - Direct Plan - Growth Option	32.05%	33.01%	13.01%	11.56%	18.70%	18.02%
Quantum ESG Best In Class Strategy Fund - Regular Plan - Growth Option	30.39%	33.01%	11.92%	11.56%	17.69%	18.02%

Past performance may or may not be sustained in the future.

Different Plans shall have a different expense structure.

Returns are net of total expenses and are calculated on the basis of Compounded Annualized Growth Rate (CAGR).

Mr. Chirag Mehta manages 7 schemes

#NIFTY100 ESG TRI

Please note that Ms. Sneha Joshi has ceased to be the Fund Manager of Quantum ESG Best In Class Strategy Fund with effect from October 11, 2024.

Note: Name of Quantum India ESG Equity Fund has been changed to Quantum ESG Best In Class Strategy Fund effective from 1st February, 2024.

Quantum Gold Fund

Mr. Chirag Mehta is the Fund Manager effective from June 01, 2024.

Period	1 Year		3 Years		5 Years	
	Scheme Return (%)	Tier I - Benchmark# Returns (%)	Scheme Return (%)	Tier I - Benchmark# Returns (%)	Scheme Return (%)	Tier I - Benchmark# Returns (%)
Quantum Gold Fund - Growth Option	27.79%	29.08%	17.25%	18.34%	14.38%	15.43%

Past performance may or may not be sustained in the future.

Different Plans shall have a different expense structure.

Returns are net of total expenses and are calculated on the basis of Compounded Annualized Growth Rate (CAGR).

Mr. Chirag Mehta manages 7 schemes.

#Domestic Price of Physical Gold

The Performance of Quantum Small Cap Fund and Quantum Multi Asset Allocation Fund will be disclosed on completion of 1 year since its inception in terms of SEBI Master Circular No. SEBI/HO/IMD/IMD-PoD-1/P/CIR/2024/90 dated June 27, 2024