

QUANTUM SMALL CAP FUND

An Open Ended-Equity Scheme
Predominantly Investing in Small Cap
Stocks

Investment Objective

The Investment Objective of the Scheme to generate capital appreciation by investing predominantly in Small Cap Stocks.

There is no assurance that the investment objective of the scheme will be achieved.

★ Scheme Features



Fund Manager

Mr. Chirag Mehta

Work experience: 19 years. He has been managing this fund effective from November 03, 2023.

Mrs. Abhilasha Satale

Work experience: 17 years. He has been managing this fund effective from November 03, 2023.



Category of Scheme

Small Cap Fund



Inception Date (Date of Allotment)

November 03, 2023



Declaration of Net Asset Value (NAV)

Every Business Day



Entry / Sales Load

Not Applicable



Total Expense Ratio (As on month end)

Direct Plan - Total TER = 0.60%

{Base TER 0.55% (Inclusive of 0.28% Management Fees & 0.27% Other Expenses) + 0.05% GST (18% GST on 0.28% Management Fees)}

Regular Plan - Total TER = 2.10%

{Base TER 2.05% (Inclusive of 0.28% Management Fees & 0.27% Other Expenses & 1.50% Distributor Commission) + 0.05% GST (18% GST on 0.28% Management Fees)}



Benchmark Index

S&P BSE 250 Small Cap TRI



Minimum Application Amount (Under each Option)

Purchase: ₹500/- and in multiples of ₹1/- thereafter.

Additional Purchase: ₹500/- and in multiples of ₹1/- thereafter/ 50 units.

QUANTUM SMALL CAP FUND

An Open Ended-Equity Scheme
Predominantly Investing in Small Cap
Stocks

Key Statistics

^^Standard Deviation NA

^^Beta NA

^^Sharpe Ratio NA

Brokerages & Commissions Details

Brokerages on Investments for December 2023 ₹1,47,145.42

Distributor commissions for December 2023 ₹1,60,375.96

Portfolio Turnover Ratio (Last one year) NA

★ Scheme Features



Investment Options

Growth



Redemption Proceeds

Processed through RTGS/NEFT mode on T+2 basis from the date of transaction where the investor's Bank details are available.

Processed through cheque on T+2 basis from the date of transaction where the required Bank details of investor are not available.



Exit Load

For complete details on Exit Load please refer page no. 3



Taxation[#]

The amount of Long Term Capital Gain in excess of Rs 1,00,000/- in a year will be taxable @ 10%.

Tax on Short Term Capital Gains - 15%.

NAV (as on December 29, 2023)	Direct Plan (₹/Unit)	Regular Plan (₹/Unit)
Growth Option	10.55	10.52

AUM ₹(In Crores) (as on December 31, 2023)

Average AUM*	Absolute AUM
31.59	33.94

*Cumulative Daily AUM / No of days in the month

[#]The mentioned Tax Rates shall be increased by applicable surcharge, If any, Health and Education Cess @ 4% where ever as applicable. Equity oriented schemes will also attract Securities Transaction Tax (STT) @ 0.001% at the time of redemption and switch to other schemes.

Stamp Duty applicable on Investors subscription unit transactions including Switch in as per the rate mentioned in the Amendments to Indian Stamp Act,1899

TRANSACTION CHARGES: No Transaction Charges shall be deducted from the investment amount for applications received in the Regular Plan

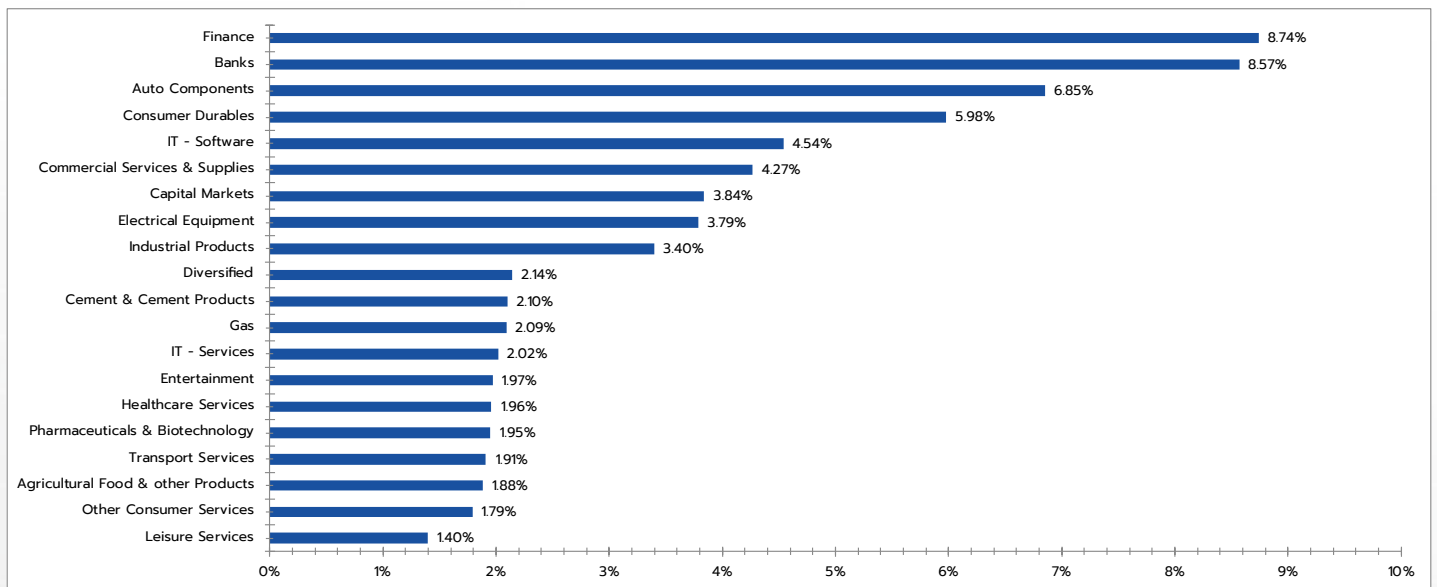
Brokerage and STT have been expensed out of the Scheme.

Exit Load:

Provisions	% of Exit Load
10% of units If redeemed or switched out on or before 365 days from the date of allotment.	NIL
Remaining 90% of units if redeemed or switched out on or before 365 days from the date of allotment.	1%
If redeemed or switched out after 365 days from the date of allotment.	NIL

Note: Redemptions / Switch outs of units will be done on First In First Out (FIFO) basis. The above-mentioned load structure shall be equally applicable to the special facilities such as Systematic Withdrawal Plan (SWP) / Systematic Transfer Plan (STP) and Switches etc. However, no load shall be charged for switching between option / plan within the Scheme.

Industry Allocation (% of Net Assets) as on December 31, 2023



Note: The Performance of the Scheme will be disclosed on completion of 6 months since its inception in terms of SEBI Master Circular No. SEBI/HO/IMD/IMD-PoD-1/P/CIR/2023/74 dated May 19, 2023.

Portfolio as on December 31, 2023 QUANTUM SMALL CAP FUND

Name of Instrument	Industry	Quantity	Market / Fair Value (₹ in Lakhs)	% to NAV
EQUITY & EQUITY RELATED				
A) Listed /Awaiting listing on Stock Exchanges				
1. Equitas Small Finance Bank Limited	Banks	79,626	84.01	2.47%
2. CSB Bank Limited	Banks	19,453	81.44	2.40%
3. TeamLease Services Limited	Commercial Services & Supplies	2,458	78.61	2.32%
4. Karur Vysya Bank Limited	Banks	45,285	76.49	2.25%
5. Birlasoft Limited	IT - Software	10,086	72.73	2.14%
6. Godrej Industries Limited	Diversified	9,745	72.55	2.14%
7. Nuvoco Vistas Corporation Limited	Cement & Cement Products	18,603	71.16	2.10%
8. Gujarat State Petronet Limited	Gas	23,198	70.99	2.09%
9. Crompton Greaves Consumer Electricals Limited	Consumer Durables	22,045	68.54	2.02%
10. Cyient Limited	IT - Services	2,983	68.40	2.02%
11. Genus Power Infrastructures Limited	Electrical Equipment	28,967	67.20	1.98%
12. PVR INOX Limited	Entertainment	4,030	66.86	1.97%

13. Ujivan Financial Services Limited	Finance	11,829	66.84	1.97%
14. UTI Asset Management Company Limited	Capital Markets	7,701	66.74	1.97%
15. Eris Lifesciences Limited	Pharmaceuticals & Biotechnology	7,290	66.34	1.95%
16. IDFC Limited	Finance	52,362	66.32	1.95%
17. CMS Info System Limited	Commercial Services & Supplies	17,271	66.08	1.95%
18. Craftsman Automation Limited	Auto Components	1,215	65.69	1.94%
19. Mastek Limited	IT - Software	2,302	64.86	1.91%
20. Indian Renewable Energy Development Agency Limited	Finance	62,247	63.99	1.89%
21. Can Fin Homes Limited	Finance	8,220	63.92	1.88%
22. CCL Products (India) Limited	Agricultural Food & other Products	9,926	63.90	1.88%
23. Computer Age Management Services Limited	Capital Markets	2,393	63.45	1.87%
24. EPL Limited	Industrial Products	30,970	62.53	1.84%
25. TD Power Systems Limited	Electrical Equipment	23,570	61.29	1.81%
26. Sansera Engineering Limited	Auto Components	5,978	60.91	1.79%
27. Lumax Industries Limited	Auto Components	2,451	60.78	1.79%
28. MPS Limited	Other Consumer Services	3,576	60.73	1.79%
29. Mayur Uniquoters Limited	Consumer Durables	9,407	53.01	1.56%
30. Kirloskar Pneumatic Company Limited	Industrial Products	8,776	52.87	1.56%
31. HDFC Bank Limited	Banks	2,870	49.06	1.45%
32. Mahindra Logistics Limited	Transport Services	12,394	48.07	1.42%
33. Lemon Tree Hotels Limited	Leisure Services	39,669	47.54	1.40%
34. Exide Industries Limited	Auto Components	14,193	45.11	1.33%
35. Carysil Limited	Consumer Durables	5,256	43.21	1.27%
36. V-Guard Industries Limited	Consumer Durables	13,150	38.44	1.13%
37. Fusion Micro Finance Limited	Finance	6,163	35.52	1.05%
38. Narayana Hrudayalaya Limited	Healthcare Services	2,811	33.79	1.00%
39. Krishna Institute Of Medical Sciences Limited	Healthcare Services	1,650	32.66	0.96%
40. InterGlobe Aviation Limited	Transport Services	564	16.73	0.49%
41. Infosys Limited	IT - Software	1,083	16.71	0.49%
B) Unlisted			NIL	NIL
Total of all Equity			2,416.07	71.19%
MONEY MARKET INSTRUMENTS				
A) TREPS*			866.27	25.52%
Net Receivable/(payable)			112.02	3.29%
Grand Total			3,394.36	100.00%



* Cash & Cash Equivalents

GIPS Compliance

A) Quantum Asset Management Company Pvt. Ltd. claims compliance with the Global Investment Performance Standards (GIPS®). GIPS® is a registered trademark of CFA Institute. CFA Institute does not endorse or promote this organization, nor does it warrant the accuracy or quality of the content contained herein.

B) Indian Rupee (INR) is the currency used to express performance and other statistics.

Product Labeling

Name of the Scheme & Tier I Benchmark	This product is suitable for investors who are seeking*	Risk-o-meter of Scheme	Risk-o-meter of Tier I Benchmark
Quantum Small Cap Fund (An Open Ended-Equity Scheme Predominantly Investing in Small Cap Stocks) Tier I Benchmark: S&P BSE 250 Small Cap TRI	<ul style="list-style-type: none"> Long term capital appreciation Investment in Small Cap Stock 	 <p>Investors understand that their principal will be at Very High Risk</p>	

*Investors should consult their financial advisers if in doubt about whether the product is suitable for them.