

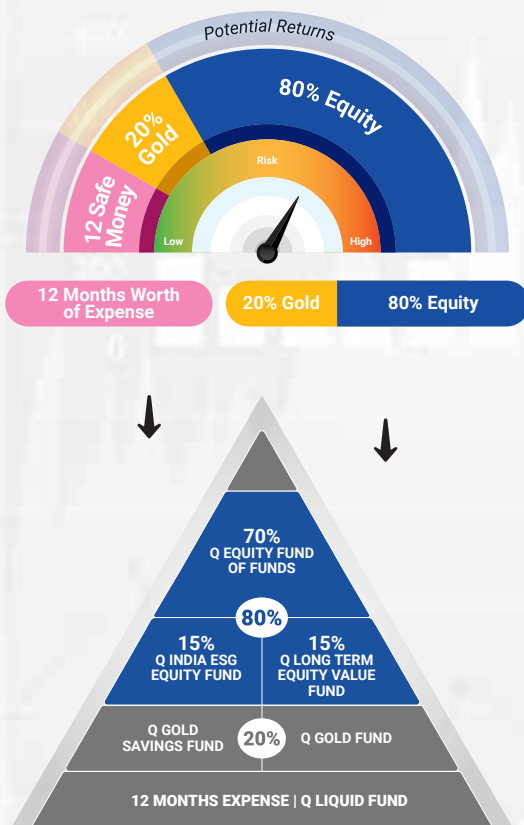
QUANTUM EQUITY FUND OF FUNDS

An Open Ended Fund of Funds scheme Investing in Open Ended Diversified Equity Schemes of Mutual Funds

Investment Objective

The investment objective of the scheme is to generate long-term capital appreciation by investing in a portfolio of open-ended diversified equity schemes of mutual funds registered with SEBI. There can be no assurance of positive returns from following the stated investment strategy.

Achieve optimal equity diversification with QEFOF



*Please note the above is a suggested fund allocation and not to be considered as an investment advice or recommendation.

★ Scheme Features



Fund Manager

Mr. Chirag Mehta

Work experience: 19 years. He has been managing this fund since November 1, 2013



Category of Scheme

Fund of Funds – Domestic



Inception Date (Date of Allotment)

July 20, 2009



Declaration of Net Asset Value (NAV)

Every Business Day



Entry / Sales Load

Not Applicable



Total Expense Ratio (As on month end)

TER specified are the actual expenses charged (i.e. effective rate) as at the end of the month.

Direct Plan - Total TER = 0.51%

{Base TER 0.46% (Inclusive of 0.30% Management Fees & 0.16% Other Expenses) + 0.05% GST (18% GST on 0.30% Management Fees)}

Regular Plan – Total TER = 0.75%

{Base TER 0.70% (Inclusive of 0.30% Management Fees & 0.16% Other Expenses & 0.24% Distributor Commission) + 0.05% GST (18% GST on 0.30% Management Fees)}



Benchmark Index

Tier 1 Benchmark - S&P BSE 200 - Total Return Index



Minimum Application Amount (Under each Option)

Purchase: ₹ 500/- and in multiples of ₹ 1/- thereafter.
Additional Purchase: ₹ 500/- and in multiples of ₹ 1/- thereafter/ 50 units



Investment Options

Growth & Income Distribution cum Capital Withdrawal (IDCW) (Income Distribution cum Capital Withdrawal (IDCW) Option will in turn have two Facilities, Payout of Income Distribution cum Capital Withdrawal (IDCW) Facility and Reinvestment of Income Distribution cum Capital Withdrawal (IDCW) Facility)

QUANTUM EQUITY FUND OF FUNDS

An Open Ended Fund of Funds scheme Investing in Open Ended Diversified Equity Schemes of Mutual Funds

★ Scheme Features



Redemption Proceeds

Processed through RTGS/NEFT mode on T+3 basis from the date of transaction where the investor's Bank details are available. Processed through cheque on T+3 basis from the date of transaction where the required Bank details of investor are not available.



Exit Load

For complete details on Exit Load please refer page no. 4



Research Services


Quantum Information Services Private Limited (QIS) which owns the website www.PersonalFN.com is the designated agency to provide a recommended list of diversified equity schemes to Quantum Equity Fund of Funds. The investments in diversified equity schemes is made by Quantum Equity Fund of Funds based on / from that recommended list of diversified equity schemes provide by QIS

Key Statistics

Standard Deviation 20.24%

Beta 0.93

Sharpe Ratio 0.74



Brokerages & Commissions Details

Brokerages on Investments for January 2022 NIL

Distributor commissions for January 2022 ₹17,011.93

NAV (as on January 31, 2022)	Direct Plan (₹/Unit)	Regular Plan (₹/Unit)
IDCW Option	54.043	53.552
Growth Option	54.043	53.552

AUM ₹(In Crores) (as on January 31, 2022)

Average AUM*	Absolute AUM
78.76	77.30

*Cumulative Daily AuM / No of days in the month

The Scheme is managed by **Mr. Chirag Mehta.**

Mr. Chirag Mehta is the Fund Manager managing the scheme since **November 01, 2013.**

For other Schemes Managed by Mr. Chirag Mehta please see page no. 5 & 6

Performance of the Scheme

Direct Plan

Quantum Equity Fund of Funds - Direct Plan - Growth Option

Period	Scheme Returns (%)	Tier 1 - Benchmark [#] Returns (%)	Additional Benchmark Returns (%) ^{##}	Current Value ₹ 10,000 Invested at the beginning of a given period		
				Scheme Returns (₹)	Tier 1 - Benchmark [#] Returns (₹)	Additional Benchmark Returns (₹) ^{##}
Since Inception (20th Jul 2009)	14.40%	13.34%	12.78%	54,043	48,108	45,227
Jan 31, 2012 to Jan 31, 2022 (10 years)	15.44%	15.15%	14.45%	42,090	41,038	38,620
Jan 30, 2015 to Jan 31, 2022 (7 years)	11.51%	12.32%	11.69%	21,454	22,572	21,697
Jan 31, 2017 to Jan 31, 2022 (5 years)	14.13%	16.67%	17.33%	19,373	21,625	22,246
Jan 31, 2019 to Jan 31, 2022 (3 years)	17.42%	19.32%	18.26%	16,195	16,995	16,546
Jan 29, 2021 to Jan 31, 2022 (1 year)	30.06%	31.10%	26.45%	13,025	13,129	12,662

[#]S&P BSE 200 TRI, ^{##}S&P BSE Sensex TRI.

Past performance may or may not be sustained in the future. Load is not taken into consideration in scheme returns calculation.

Different Plans shall have a different expense structure.

Refer to the section "GIPS Compliance" on Page no. 5 for GIPS related disclosure.

Returns are net of total expenses and are calculated on the basis of Compounded Annualized Growth Rate (CAGR).

Performance of the Scheme

Regular Plan

Quantum Equity Fund of Funds - Regular Plan - Growth Option

Period	Scheme Returns (%)	Tier 1 - Benchmark [#] Returns (%)	Additional Benchmark Returns (%) ^{##}	Current Value ₹ 10,000 Invested at the beginning of a given period		
				Scheme Returns (₹)	Tier 1 - Benchmark [#] Returns (₹)	Additional Benchmark Returns (₹) ^{##}
Since Inception (01st Apr 2017)	12.62%	15.38%	16.25%	17,778	19,988	20,726
Jan 31, 2019 to Jan 31, 2022 (3 years)	17.14%	19.32%	18.26%	16,079	16,995	16,546
Jan 29, 2021 to Jan 31, 2022 (1 year)	29.75%	31.10%	26.45%	12,993	13,129	12,662

[#]S&P BSE 200 TRI, ^{##}S&P BSE Sensex TRI.

Past performance may or may not be sustained in the future. Load is not taken into consideration in scheme returns calculation.

Different Plans shall have a different expense structure.

Refer to the section "GIPS Compliance" on Page no. 5 for GIPS related disclosure.

Returns are net of total expenses and are calculated on the basis of Compounded Annualized Growth Rate (CAGR).

SIP Performance as on January 31, 2022

	Total Amount Invested (₹ '000)	Mkt Value as on Jan 31, 22 (₹ '000)	Tier 1 - Benchmark# Returns (₹ '000)	Additional Benchmark Returns (₹ '000)##	Returns (XIRR*) (%)	Tier 1 - Benchmark# Returns (%)	Additional Benchmark Returns (%)##
SIP Since Inception	1,500.00	3,902.03	3,931.06	3,798.73	14.33%	14.44%	13.95%
10 Years SIP	1,200.00	2,658.75	2,731.71	2,646.33	15.22%	15.73%	15.13%
7 Years SIP	840.00	1,408.92	1,508.67	1,498.86	14.55%	16.47%	16.28%
5 Years SIP	600.00	896.80	947.87	941.28	16.13%	18.40%	18.11%
3 Years SIP	360.00	504.58	519.30	501.82	23.33%	25.44%	22.93%
1 Year SIP	120.00	129.89	130.05	128.94	15.92%	16.17%	14.35%

#S&P BSE 200 TRI, ##S&P BSE Sensex TRI.

Past performance may or may not be sustained in the future. The above SIP performance is for Quantum Equity Fund of Funds - Direct plan - Growth option. Load is not taken into consideration using applicable NAV on the SIP day (5th of every month). Return on SIP and Benchmark are annualized and compounded investment return for cash flows resulting out of uniform and regular monthly subscriptions as on 5th day of every month (in case 5th is a non-Business Day, then the next Business Day) and have been worked out using the Excel spreadsheet function known as XIRR. XIRR calculates the internal rate of return for series of cash flow. Assuming ₹ 10,000 invested every month on 5th day of every month (in case 5th is a non-Business Day, then the next Business Day), the 1 year, 3 years, 5 years, 7 years, 10 years and since inception returns from SIP are annualized and compounded investment return computed on the assumption that SIP installments were received across the time periods from the start date of SIP from the end of the relevant period viz. 1 year, 3 years, 5 years, 7 years, 10 years and since Inception. *XIRR - XIRR calculates the internal rate of return to measure and compare the profitability of series of investments.

Returns are net of total expenses

Exit Load:

Provisions	% of Exit Load
10% of units if redeemed or switched out on or before 365 days from the date of allotment	NIL
Remaining 90% of units if redeemed or switched out on or before 365 days from the date allotment	1%
If redeemed or switched out of units after 365 days from the date of allotment	NIL

Note: Redemptions / Switch outs of units will be done on First In First Out (FIFO) basis. The above mentioned Exit Load shall be equally applicable to the special products such as Systematic Withdrawal Plan (SWP) / Systematic Transfer Plan (STP) and Switches etc. However, no load shall be charged for switching in between option / plan within the scheme.

Portfolio as on January 31, 2022 Quantum Equity Fund of Funds

Name of Instrument	Quantity	Market / Fair Value (₹ in Lakhs)	% to Net Assets
MUTUAL FUND UNITS			
1. Canara Robeco Bluechip Equity Fund - Direct Plan - Growth	18,33,207	839.79	10.86%
2. Sundaram Large and Midcap Fund Direct Plan - Growth	13,99,932	835.93	10.81%
3. Canara Robeco Emerging Equities - Direct Plan - Growth Option	4,66,454	834.63	10.80%
4. Invesco India Midcap Fund - Direct Plan - Growth Option	8,21,657	829.55	10.73%
5. IIFL Focused Equity Fund-Direct Plan-Growth	24,94,374	829.45	10.73%
6. Kotak Standard Multicap Fund - Growth - Direct	14,39,325	828.23	10.72%
7. Mirae Asset Large Cap Fund - Direct Plan - Growth	9,64,589	821.64	10.63%
8. Uti - Flexi Cap Fund-Growth Option - Direct	3,07,792	814.05	10.53%
9. Axis Bluechip Fund - Direct Plan - Growth	15,96,260	798.13	10.33%
Total of Mutual Fund Units		7,431.40	96.14%
MONEY MARKET INSTRUMENTS			
B) TREPS*		109.64	1.42%
Net Receivable/(payable)		188.58	2.44%
Grand Total		7,729.62	100.00%

* Cash & Cash Equivalents

A) Quantum Asset Management Company Pvt. Ltd. claims compliance with the Global Investment Performance Standards (GIPS®). GIPS® is a registered trademark of CFA Institute. CFA Institute does not endorse or promote this organization, nor does it warrant the accuracy or quality of the content contained herein.

B) Indian Rupee (INR) is the currency used to express performance and other statistics.

PERFORMANCE OF THE FUNDS MANAGED BY CHIRAG MEHTA

QUANTUM MULTI ASSET FUND OF FUNDS

Mr. Chirag Mehta Co-managing along with Mr. Nilesh Shetty since July 11, 2012.

Period	Jan 29, 2021 to Jan 31, 2022 (1 year)		Jan 31, 2019 to Jan 31, 2022 (3 years)		Jan 31, 2017 to Jan 31, 2022 (5 years)	
	Scheme Return (%)	Tier 1 - Benchmark# Returns (%)	Scheme Return (%)	Tier 1 - Benchmark# Returns (%)	Scheme Return (%)	Tier 1 - Benchmark# Returns (%)
Quantum Multi Asset Fund of Funds - Direct Plan - Growth Option	7.98%	11.51%	9.43%	12.82%	8.46%	11.79%
Quantum Multi Asset Fund of Funds - Regular Plan - Growth Option	7.58%	11.51%	9.11%	12.82%	NA	NA

Past performance may or may not be sustained in the future. Load is not taken into consideration in Scheme Return Calculation.

#CRISIL Composite Bond Fund Index (20%) + S&P BSE Total Return Index (40%) + CRISIL Liquid Index (25%) + Domestic Price of Gold (15%)
It is a customized index and it is rebalanced daily.

Returns are net of total expenses and are calculated on the basis of Compounded Annualized Growth Rate (CAGR).

Different Plans shall have different expense structure.

Mr. Chirag Mehta manages 5 schemes of the Quantum Mutual Fund. Mr. Nilesh Shetty manages 2 schemes of the Quantum Mutual Fund.

QUANTUM INDIA ESG EQUITY FUND

Mr. Chirag Mehta Co-managing along with Ms. Sneha Joshi since July 12, 2019.

Period	Jan 29, 2021 to Jan 31, 2022 (1 year)		Jan 31, 2019 to Jan 31, 2022 (3 years)		Jan 31, 2017 to Jan 31, 2022 (5 years)	
	Scheme Return (%)	Tier 1 - Benchmark# Returns (%)	Scheme Return (%)	Tier 1 - Benchmark# Returns (%)	Scheme Return (%)	Tier 1 - Benchmark# Returns (%)
Quantum India ESG Equity Fund - Direct Plan - Growth Option	26.28%	30.12%	NA	NA	NA	NA
Quantum India ESG Equity Fund - Regular Plan - Growth Option	25.32%	30.12%	NA	NA	NA	NA

Past performance may or may not be sustained in the future.

Different Plans shall have a different expense structure.

Returns are net of total expenses and are calculated on the basis of Compounded Annualized Growth Rate (CAGR).

Mr. Chirag Mehta manages 5 Schemes and Ms. Sneha Joshi manages 1 scheme of the Quantum Mutual Fund.

#NIFTY100 ESG TRI

QUANTUM GOLD FUND

Mr. Chirag Mehta is managing the scheme since May 01, 2009 and Ms. Ghazal Jain Co-managing the scheme since June 2, 2020.

Period	Jan 29, 2021 to Jan 31, 2022 (1 year)		Jan 31, 2019 to Jan 31, 2022 (3 years)		Jan 31, 2017 to Jan 31, 2022 (5 years)	
	Scheme Return (%)	Tier 1 - Benchmark# Returns (%)	Scheme Return (%)	Tier 1 - Benchmark# Returns (%)	Scheme Return (%)	Tier 1 - Benchmark# Returns (%)
Quantum Gold Fund	-3.19%	-2.45%	11.83%	12.84%	9.31%	10.35%

Past performance may or may not be sustained in the future.

#Domestic Price of Gold.

Returns are net of total expenses and are calculated on the basis of Compounded Annualized Growth Rate (CAGR).

Mr. Chirag Mehta manages 5 Schemes and Ms. Ghazal Jain manages 2 Schemes of the Quantum Mutual Fund

The Scheme being Exchange Traded Fund has one plan to invest through stock exchange and having a single expense structure.

QUANTUM GOLD SAVINGS FUND

Mr. Chirag Mehta managing the scheme since May 19, 2011 and Ms. Ghazal Jain Co-managing the scheme since June 2, 2020.

Period	Jan 29, 2021 to Jan 31, 2022 (1 year)		Jan 31, 2019 to Jan 31, 2022 (3 years)		Jan 31, 2017 to Jan 31, 2022 (5 years)	
	Scheme Return (%)	Tier 1 - Benchmark# Returns (%)	Scheme Return (%)	Tier 1 - Benchmark# Returns (%)	Scheme Return (%)	Tier 1 - Benchmark# Returns (%)
Quantum Gold Savings Fund - Direct Plan - Growth Option	-3.87%	-2.45%	11.70%	12.84%	9.20%	10.35%
Quantum Gold Savings Fund - Regular Plan - Growth Option	-4.02%	-2.45%	11.57%	12.84%	NA	NA

Past performance may or may not be sustained in the future.



#Domestic Price of Gold.

Returns are net of total expenses and are calculated on the basis of Compounded Annualized Growth Rate (CAGR).

Different Plans shall have different expense structure.

Mr. Chirag Mehta manages 5 Schemes and Ms. Ghazal Jain manages 2 Schemes of the Quantum Mutual Fund.

Product Labeling

Name of the Scheme & Primary Benchmark	This product is suitable for investors who are seeking*	Risk-o-meter of Scheme	Risk-o-meter of Benchmark
Quantum Equity Fund of Funds (An Open Ended Fund of Funds scheme Investing in Open Ended Diversified Equity Schemes of Mutual Funds) Primary Benchmark: S&P BSE 200 TRI	<ul style="list-style-type: none"> Long term capital appreciation Investments in portfolio of open-ended diversified equity schemes of mutual funds registered with SEBI whose underlying investments are in equity and equity related securities of diversified companies 	 <p>Investors understand that their principal will be at Very High Risk</p>	

*Investors should consult their financial advisers if in doubt about whether the product is suitable for them.

The Risk Level of the Scheme in scheme Risk O Meter is basis it's portfolio as on January 31, 2022.

The Risk Level of the Benchmark Index in the Risk O Meter is basis it's constituents as on January 31, 2022.

Tax on Capital Gains#	Resident Individuals & HUF	FII's / Overseas Financial Organisations	Partnership Firm	Non Resident Indians	Indian Companies	Foreign Companies
Long Term	20% with Indexation	10% without Indexation	20% with Indexation	10% without Indexation (on transfer of long term capital assets being unlisted securities)	20% with Indexation	10% without Indexation (on transfer of long term capital assets being unlisted securities)
Short Term	Maximum 30%	30%	30%	Maximum 30%	30%	40%

#The mentioned Tax Rates shall be increased by applicable surcharge, If any, Health and Education Cess @ 4% where ever as applicable.

Equity oriented schemes will also attract Securities Transaction Tax (STT) @ 0.001% at the time of redemption and switch to other schemes.

The Schemes which are selected for investments in QEFOF based on QIS / PFN Research.

Stamp Duty applicable on Investors subscription unit transactions including Switch in as per the rate mentioned in the Amendments to Indian Stamp Act,1899

TRANSACTION CHARGES: No Transaction Charges shall be deducted from the investment amount for applications received in the Regular Plan.

^^ Note:

Risk Free Rate assumed to be 3.40% (FBIL Overnight MIBOR for 31st January 2022) for calculating Sharpe Ratio.

Standard Deviation, Sharpe Ratio & Beta are calculated on Annualised basis using 3 years history of monthly returns.

Definitions

Standard deviation measures historical volatility. A high standard deviation suggests high volatility, while lower standard deviation would refer to more stability.

Beta is the tendency of a fund's returns to respond to market swings. A beta of 1 indicates that the fund price will move with the market. A beta of less than 1 means that the security will be less volatile than the market. A beta of greater than 1 indicates that the security's price will be more volatile than the market.

Sharpe Ratio is used to characterise how well the return of an asset compensates the investor for the risk taken. The greater a portfolio's Sharpe ratio, the better its risk-adjusted performance has been.