

QUANTUM DYNAMIC BOND FUND

An Open Ended Dynamic Debt Scheme Investing Across Duration



Investment Objective : To generate income and capital appreciation through active management of portfolio consisting of short term, long term debt and money market instruments.

Scheme Features



Fund Manager

Mr. Pankaj Pathak
Work experience: 10 years. He has been managing this fund since March 01, 2017



Benchmark Index

CRISIL Composite Bond Fund Index



Category of Scheme

Dynamic Bond Fund



Minimum Application Amount (Under each Option)

Purchase: ₹500/- and in multiples of ₹1/- thereafter.
Additional Purchase: ₹500/- and in multiples of ₹1/- thereafter/ 50 units



Inception Date (Date of Allotment)

May 19, 2015



Declaration of Net Asset Value (NAV)

Every Business Day



Investment Options

Growth Option, Monthly Dividend Payout Option and Monthly Dividend Reinvestment Option



Entry/ Sales Load

Not Applicable



Redemption Proceeds

Processed through RTGS/NEFT mode on T+1 basis from the date of transaction where the investor's Bank details are available.
Processed through cheque on T+1 basis from the date of transaction where the required Bank details of investor are not available.



Total Expense Ratio (As on month end)

TER specified are the actual expenses charged (i.e. effective rate) as at the end of the month.

Direct Plan - Total TER = 0.63 %
(Base TER 0.58% (Inclusive of 0.26% Management Fees & 0.32% Other Expenses) + 0.05% GST (18% GST on 0.26% Management Fees))

Regular Plan - Total TER = 0.75 %
(Base TER 0.70% (Inclusive of 0.26% Management Fees & 0.32% Other Expenses & 0.12% Distributor Commission) + 0.05% GST (18% GST on 0.26% Management Fees))



Exit Load

Nil

NAV (as on October 29, 2020)	Direct Plan (₹/Unit)	Regular Plan (₹/Unit)
Monthly Dividend Option	10.4379	10.5307
Growth Option	16.1905	16.1266

AUM ₹(In Crores) (as on October 31, 2020)	
Average AUM*	Absolute AUM
70.47	71.22

*Cumulative Daily AuM / No of days in the month

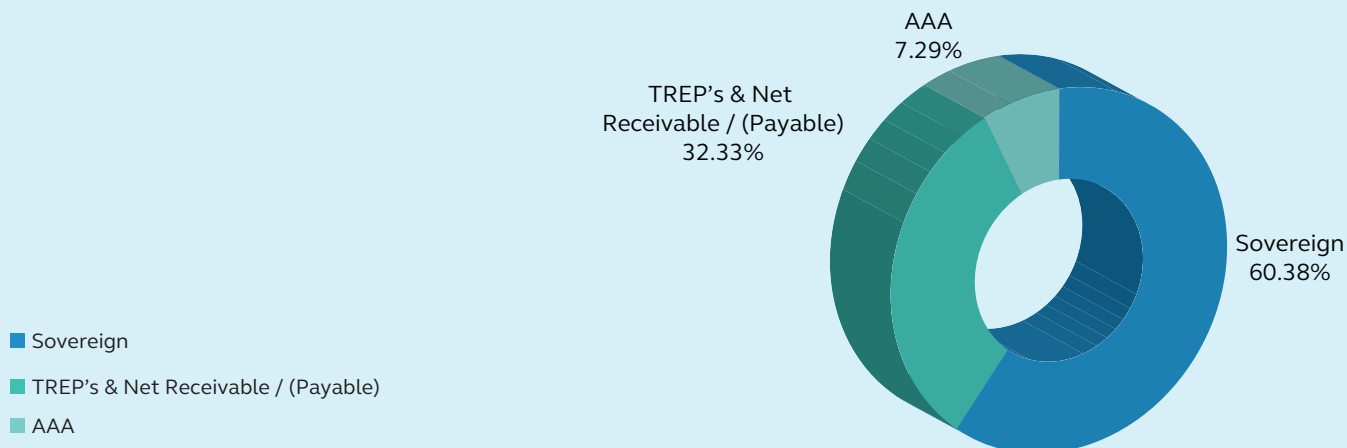
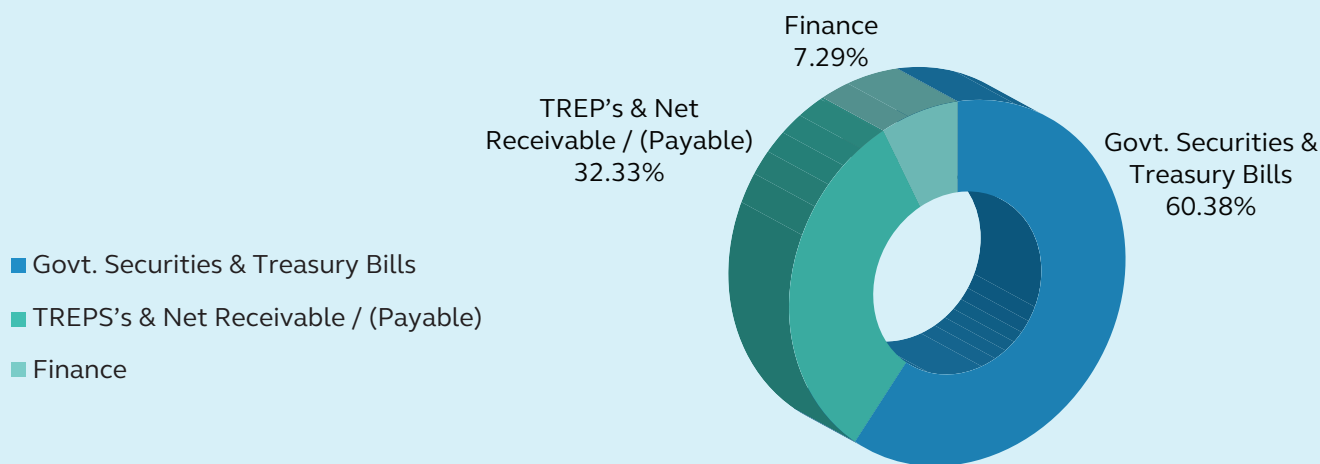
Average Maturity as on October 31, 2020	(Years)
At the end of the month	5.22
Modified Duration	3.97
Macaulay's Duration	4.09

Brokerages & Commissions Details	
Brokerages on Investments for October 2020	NIL
Distributor commissions paid during October 2020	2,648.62
Portfolio Yield (Yield to Maturity)	4.86%

Dividend History - Monthly Dividend option	Gross Dividend per unit (Rs.)	
Record Date	Direct Plan	Regular Plan
	Individual/Non Individual	Individual/Non Individual
25-Aug-20	0.05461446	0.05304057
25-Sep-20	0.07778067	0.07581322
26-Oct-20	0.07813707	0.07668431

*Investors are paid dividend post deduction of TDS on Gross Dividend as applicable as per Finance Act 2020.

Asset Allocation & Rating Profile (% of Net Assets) as on October 31, 2020



Quantum Dynamic Bond Fund Performance as on October 29, 2020

Mr. Pankaj Pathak is the Fund Manager effective from March 01, 2017.
For other Schemes Managed by Mr. Pankaj Pathak please see **page no.4**

Performance of the scheme

Quantum Dynamic Bond Fund - Direct Plan - Growth Option

Period	Scheme Returns (%)	Benchmark		Current Value ₹10,000 Invested at the beginning of a given period		
		CRISIL Composite Bond Fund Index Returns (%)	Additional Benchmark CRISIL 10 Year Gilt Index Returns (%)	Benchmark		Additional Benchmark CRISIL 10 Year Gilt Index (₹)
				Scheme (₹)	CRISIL Composite Bond Fund Index (₹)	
Since Inception (19th May 2015)	9.24	9.25	7.98	16,191	16,199	15,203
Oct 30, 2015 to Oct 29, 2020 (5 years)	8.94	9.14	7.93	15,348	15,491	14,647
Oct 31, 2017 to Oct 29, 2020 (3 years)	7.77	8.98	7.54	12,516	12,940	12,433
Oct 31, 2019 to Oct 29, 2020 (1 year)	10.03	12.05	8.9	11,000	11,201	10,887

Past performance may or may not be sustained in the future.

Different Plans shall have a different expense structure.

Refer to the section "GIPS Compliance" on Page 4 for GIPS related disclosure.

Returns are net of total expenses and are calculated on the basis of Compounded Annualized Growth Rate (CAGR).

Performance of the scheme

Quantum Dynamic Bond Fund - Regular Plan - Growth Option

Period	Scheme Returns (%)	Benchmark		Current Value ₹10,000 Invested at the beginning of a given period		
		CRISIL Composite Bond Fund Index Returns (%)	Additional Benchmark CRISIL 10 Year Gilt Index Returns (%)	Benchmark		Additional Benchmark CRISIL 10 Year Gilt Index (₹)
				Scheme (₹)	CRISIL Composite Bond Fund Index (₹)	
Since Inception (01st Apr 2017)	7.94	8.78	6.71	13,150	13,521	12,619
Oct 31, 2017 to Oct 29, 2020 (3 years)	7.65	8.98	7.54	12,473	12,940	12,433
Oct 31, 2019 to Oct 29, 2020 (1 year)	9.89	12.05	8.90	10,986	11,201	10,887

Past performance may or may not be sustained in the future.

Different Plans shall have a different expense structure.

Refer to the section "GIPS Compliance" on Page 4 for GIPS related disclosure.

Returns are net of total expenses and are calculated on the basis of Compounded Annualized Growth Rate (CAGR).

Regular plan launched on 1 April 2017 but not yet completed 5 years period since its launch.

Portfolio as on October 31, 2020
QUANTUM DYNAMIC BOND FUND

Name of Instrument	Rating	Market Value In Lakhs	% to Net Assets	Yield to Maturity
DEBT INSTRUMENTS				
A) Listed /Awaiting listing on Stock Exchanges				
I) Bonds				
1. 6.4% NABARD Sr 20K NCD (MD 31/07/2023)	ICRA AAA	519.40	7.29%	4.85%
Total of Bonds		519.40	7.29%	
II) Government Securities				
1. 7.17% GOI (MD 08/01/2028)	Sovereign	2,262.58	31.77%	5.83%
2. 5.77% GOI (MD 03/08/2030)	Sovereign	1,983.81	27.86%	5.88%
3. 7.37% GOI (MD 16/04/2023)	Sovereign	53.43	0.75%	4.39%
Total of Government Securities		4,299.82	60.38%	
B) Privately Placed/Unlisted		NIL	NIL	NIL
C) Securitized Debt Instruments		NIL	NIL	NIL
Total of Debt Instruments		4,819.22	67.67%	
MONEY MARKET INSTRUMENTS				
A) TREPS*		190.11	2.67%	3.05%
Net Receivable/(payable)		2,112.46	29.66%	
Grand Total		7,121.79	100.00%	

*Cash & Cash Equivalents

GIPS Compliance

A) Quantum Asset Management Company Pvt. Ltd. claims compliance with the Global Investment Performance Standards (GIPS®). GIPS® is a registered trademark of CFA Institute. CFA Institute does not endorse or promote this organization, nor does it warrant the accuracy or quality of the content contained herein.

B) Indian Rupee (INR) is the currency used to express performance and other statistics.

PERFORMANCE OF THE FUNDS MANAGED BY PANKAJ PATHAK

QUANTUM LIQUID FUND

Managing since March 01, 2017

Period	Oct 30, 2019 to Oct 31, 2020 (1 year)		Oct 31, 2017 to Oct 31, 2020 (3 years)		Oct 31, 2015 to Oct 31, 2020 (5 years)	
	Scheme Return (%)	Crisil Liquid Fund Index Returns# (%)	Scheme Return (%)	Crisil Liquid Fund Index Returns# (%)	Scheme Return (%)	Crisil Liquid Fund Index Returns# (%)
Quantum Liquid Fund - Direct Plan - Growth Option	3.98	4.97	5.60	6.50	5.97	6.77
Quantum Liquid Fund - Regular Plan - Growth Option	3.89	4.97	5.53	6.50	NA	NA

Past performance may or may not be sustained in the future.

#Benchmark returns.

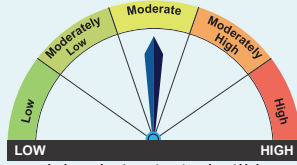
Returns are net of total expenses and are calculated on the basis of Compounded Annualized Growth Rate (CAGR)

Different Plans shall have different expense structure.

Mr. Pankaj Pathak manages 2 schemes of the Quantum Mutual Fund.

Regular plan launched on 1st April 2017 but not yet completed 5 years period since its launch.

Product Labeling

Name of the Scheme	This product is suitable for investors who are seeking*	Riskometer
Quantum Dynamic Bond Fund (An Open Ended Dynamic Debt Scheme Investing Across Duration)	<ul style="list-style-type: none"> Regular income over short to medium term and capital appreciation Investment in Debt / Money Market Instruments / Government Securities. 	 <p>Investors understand that their principal will be at Moderate Risk</p>

*Investors should consult their financial advisers if in doubt about whether the product is suitable for them.

Tax on Capital Gains*	Resident Individuals & HUF	FII's / Overseas Financial Organisations	Partnership Firm	Non Resident Indians	Indian Companies	Foreign Companies
Long Term	20% with Indexation	10% without Indexation	20% with Indexation	10% without Indexation (on transfer of long term capital assets being unlisted securities)	20% with Indexation	10% without Indexation (on transfer of long term capital assets being unlisted securities)
Short Term	Maximum 30%	30%	30%	Maximum 30%	30%	40%

#The mentioned Tax Rates shall be increased by applicable surcharge, If any, Health and Education Cess @ 4% where ever as applicable. Equity oriented schemes will also attract Securities Transaction Tax (STT) @ 0.001% at the time of redemption and switch to other schemes.

Stamp Duty applicable on Investors subscription unit transactions including Switch in as per the rate mentioned in the Amendments to Indian Stamp Act,1899

TRANSACTION CHARGES: No Transaction Charges shall be deducted from the investment amount for applications received in the Regular Plan.