

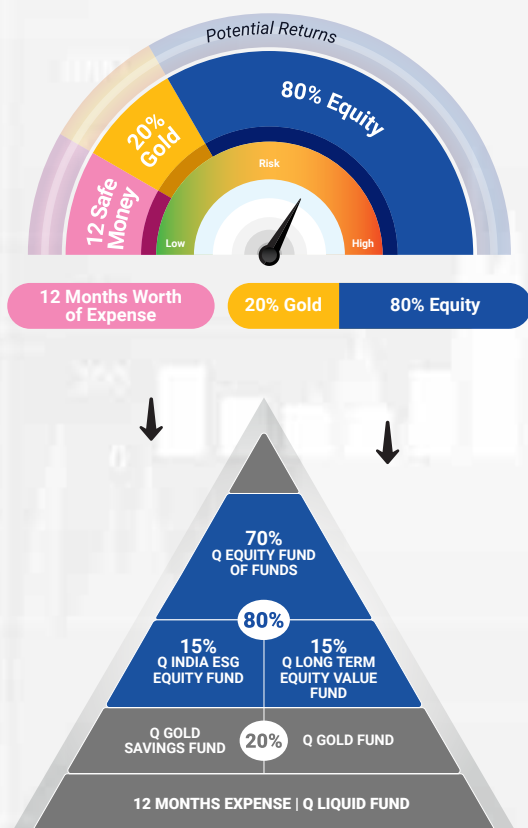
# QUANTUM INDIA ESG EQUITY FUND

An Open ended equity scheme investing in companies following Environment, Social and Governance (ESG) theme

## Investment Objective

To achieve long-term capital appreciation by investing in share of companies that meet Quantum's Environment, Social and Governance (ESG) criteria.

## Invest in an ESG fund which is true to label



\*Please note the above is a suggested fund allocation and not to be considered as an investment advice or recommendation.

## ★ Scheme Features



### Fund Manager

**Mr. Chirag Mehta**  
Work experience: 19 years.

**Ms. Sneha Joshi**  
Work experience: 9 years.  
Both have been managing the fund since July 12, 2019.



### Category of Scheme

Thematic Scheme



### Inception Date (Date of Allotment)

July 12, 2019



### Declaration of Net Asset Value (NAV)

Every Business Day



### Entry / Sales Load

Not Applicable



### Total Expense Ratio (As on month end)

TER specified are the actual expenses charged (i.e. effective rate) as at the end of the month

#### Direct Plan - Total TER = 0.93%

{Base TER 0.81% (Inclusive of 0.68% Management Fees & 0.13% Other Expenses) + 0.12% GST (18% GST on 0.68% Management Fees)}

#### Regular Plan - Total TER = 1.68%

{Base TER 1.56% (Inclusive of 0.68% Management Fees & 0.13% Other Expenses & 0.75% Distributor Commission) + 0.12% GST (18% GST on 0.68% Management Fees)}



### Benchmark Index

Tier 1 Benchmark - Nifty 100 ESG Total Return Index



### Minimum Application Amount (Under each Option)

Purchase: ₹500/- and in multiples of ₹1/- thereafter.  
Additional Purchase: ₹500/- and in multiples of ₹1/- thereafter.



### Investment Options

Growth

# QUANTUM INDIA ESG EQUITY FUND

An Open ended equity scheme investing in companies following Environment, Social and Governance (ESG) theme

## Key Statistics

^^Standard Deviation NA

^^Beta NA

^^Sharpe Ratio NA

## Brokerages & Commissions Details

Brokerages on Investments for February 2022 ₹8,483.52

Distributor commissions for February 2022 ₹64,884.52

Portfolio Turnover Ratio (Last one year): 7.95%

## ★ Scheme Features



### Redemption Proceeds

Processed through RTGS/NEFT mode on T+3 basis from the date of transaction where the investor's Bank details are available.

Processed through cheque on T+3 basis from the date of transaction where the required Bank details of investor are not available.



### Exit Load

For complete details on Exit Load please refer page no. 4



### Taxation<sup>#</sup>

The amount of Long Term Capital Gain in excess of Rs 1,00,000/- in a year will be taxable @ 10%. Tax on Short Term Capital Gains - 15%.

NAV (as on February 28, 2022)	Direct Plan (₹/Unit)	Regular Plan (₹/Unit)
Growth Option	16.23	15.95

### AUM ₹(In Crores)

(as on February 28, 2022)

Average AUM\*  
56.60

Absolute AUM  
55.64

\*Cumulative Daily AUM / No of days in the month

<sup>#</sup>The mentioned Tax Rates shall be increased by applicable surcharge, If any, Health and Education Cess @ 4% where ever as applicable. Equity oriented schemes will also attract

Securities Transaction Tax (STT) @ 0.001% at the time of redemption and switch to other schemes.

Stamp Duty applicable on Investors subscription unit transactions including Switch in as per the rate mentioned in the Amendments to Indian Stamp Act,1899

**TRANSACTION CHARGES:** No Transaction Charges shall be deducted from the investment amount for applications received in the Regular Plan.



The Scheme is managed by **Mr. Chirag Mehta and Ms. Sneha Joshi**

**Mr. Chirag Mehta** is the Fund Manager and **Ms. Sneha Joshi** is the Associate Fund Manager managing the scheme since **July 12, 2019**.

For other Schemes Managed by Mr. Chirag Mehta please see page no. 6 & 7



## Performance of the Scheme

Direct Plan

## Quantum India ESG Equity Fund - Direct Plan

Period	Scheme Returns (%)	Tier 1 - Benchmark <sup>#</sup> Returns (%)	Additional Benchmark Returns (%) <sup>##</sup>	Current Value ₹10,000 Invested at the beginning of a given period		
				Scheme Returns (₹)	Tier 1 - Benchmark <sup>#</sup> Returns (₹)	Additional Benchmark Returns (₹) <sup>##</sup>
Since Inception (12th Jul 2019)	20.15%	20.42%	16.44%	16,230	16,325	14,942
Feb 26, 2021 to Feb 28, 2022 (1 year)	13.97%	19.84%	15.65%	11,405	11,996	11,574

<sup>#</sup>NIFTY100 ESG TRI, <sup>##</sup>S&P BSE Sensex TRI.

**Past performance may or may not be sustained in the future.** Load is not taken into consideration in Scheme returns calculation.

Different Plans shall have a different expense structure.

Refer to the section "GIPS Compliance" on Page no. 6 for GIPS related disclosure.

Returns are net of total expenses and are calculated on the basis of Compounded Annualized Growth Rate (CAGR)



## Performance of the Scheme

Regular Plan

## Quantum India ESG Equity Fund - Regular Plan

Period	Scheme Returns (%)	Tier 1 - Benchmark <sup>#</sup> Returns (%)	Additional Benchmark Returns (%) <sup>##</sup>	Current Value ₹10,000 Invested at the beginning of a given period		
				Scheme Returns (₹)	Tier 1 - Benchmark <sup>#</sup> Returns (₹)	Additional Benchmark Returns (₹) <sup>##</sup>
Since Inception (12th Jul 2019)	19.36%	20.42%	16.44%	15,950	16,325	14,942
February 26, 2021 to February 28, 2022 (1 year)	13.12%	19.84%	15.65%	11,320	11,996	11,574

<sup>#</sup>NIFTY100 ESG TRI, <sup>##</sup>S&P BSE Sensex TRI.

**Past performance may or may not be sustained in the future.** Load is not taken into consideration in Scheme returns calculation.

Different Plans shall have a different expense structure.

Refer to the section "GIPS Compliance" on Page no. 6 for GIPS related disclosure.

Returns are net of total expenses and are calculated on the basis of Compounded Annualized Growth Rate (CAGR)

## SIP Performance as on February 28, 2022

	Total Amount Invested (₹'000)	Mkt Value as on Feb 28, 22 (₹'000)	Tier 1 - Benchmark# Returns (₹'000)	Additional Benchmark Returns (₹'000)##	Returns (XIRR*) (%)	Tier 1 - Benchmark# Returns (%)	Additional Benchmark Returns (%)##
SIP Since Inception	310.00	414.01	424.98	405.75	23.44%	25.70%	21.71%
1 Year SIP	120.00	119.97	123.79	123.76	-0.05%	6.10%	6.05%

#NIFTY100 ESG TRI, ##S&P BSE Sensex TRI.

**Past performance may or may not be sustained in the future.** The above SIP performance is for Quantum India ESG Equity Fund - Direct plan - Growth option. Load is not taken into consideration using applicable NAV on the SIP day (5th of every month). Return on SIP and Benchmark are annualized and compounded investment return for cash flows resulting out of uniform and regular monthly subscriptions as on 5th day of every month (in case 5th is a non-Business Day, then the next Business Day) and have been worked out using the Excel spreadsheet function known as XIRR. XIRR calculates the internal rate of return for series of cash flow. Assuming ₹10,000 invested every month on 5th day of every month (in case 5th is a non-Business Day, then the next Business Day), and since inception returns from SIP are annualized and compounded investment return computed on the assumption that SIP installments were received across the time periods from the start date of SIP.

Returns are net of total expenses

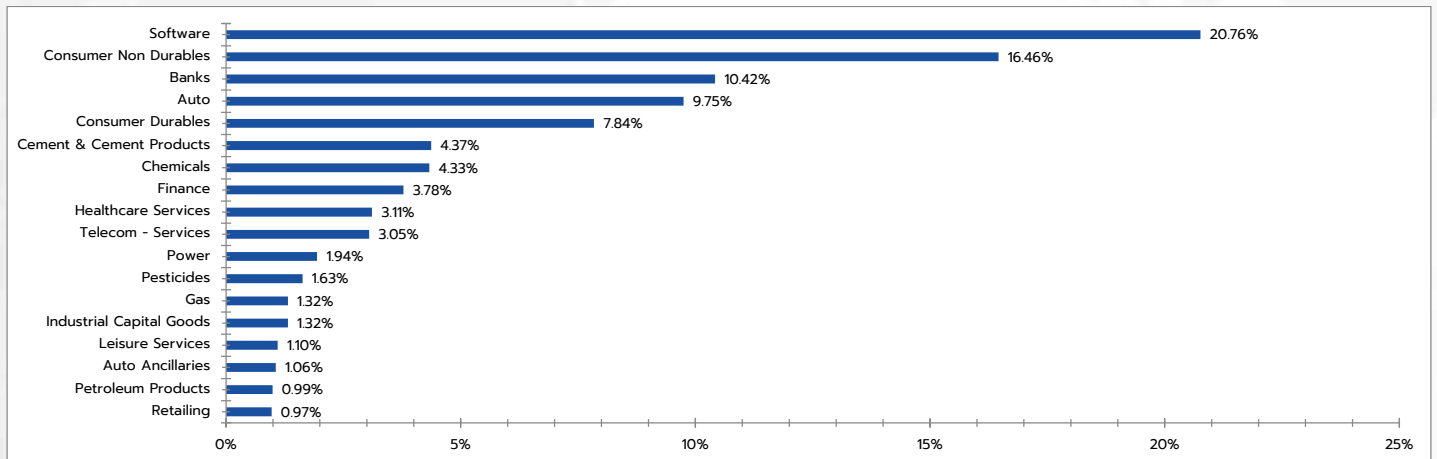
\*XIRR - XIRR calculates the internal rate of return to measure and compare the profitability of series of investments.

## Exit Load:

Provisions	% of Exit Load
10% of units If redeemed or switched out on or before 365 days from the date of allotment	NIL
Remaining 90% of units if redeemed or switched out on or before 365 days from the date of allotment	1%
If redeemed or switched out on or after 365 days from the date of allotment	NIL

**Note: Redemptions / Switch outs of units will be done on First In First Out (FIFO) basis. The above mentioned load structure shall be equally applicable to the special facilities such as Systematic Withdrawal Plan (SWP) / Systematic Transfer Plan (STP) and Switches etc. However, no load shall be charged for switching between option / plan within the Scheme.**

## Industry Allocation (% of Net Assets) as on February 28, 2022





Portfolio as on February 28, 2022  
**QUANTUM INDIA ESG EQUITY FUND**

Name of Instrument	Industry	Quantity	Market / Fair Value (₹ in Lakhs)	% to Net Assets
<b>EQUITY &amp; EQUITY RELATED</b>				
<b>a. Listed /Awaiting listing on Stock Exchanges</b>				
1. Infosys Limited	Software	16,190	277.76	4.99%
2. Tata Consultancy Services Limited	Software	7,579	269.37	4.84%
3. Housing Development Finance Corporation Limited	Finance	8,888	210.16	3.78%
4. Wipro Limited	Software	36,587	203.35	3.65%
5. Marico Limited	Consumer Non Durables	35,100	180.66	3.25%
6. Tata Consumer Products Limited	Consumer Non Durables	23,851	171.39	3.08%
7. Tata Chemicals Limited	Chemicals	20,341	171.12	3.08%
8. Tata Communications Limited	Telecom - Services	14,356	169.87	3.05%
9. Voltas Limited	Consumer Durables	12,184	153.90	2.77%
10. HDFC Bank Limited	Banks	10,543	150.37	2.70%
11. Kotak Mahindra Bank Limited	Banks	7,509	138.37	2.49%
12. ACC Limited	Cement & Cement Products	6,367	133.02	2.39%
13. Tech Mahindra Limited	Software	9,421	132.84	2.39%
14. Havells India Limited	Consumer Durables	11,066	131.21	2.36%
15. Axis Bank Limited	Banks	17,616	130.78	2.35%
16. TVS Motor Company Limited	Auto	21,094	130.28	2.34%
17. Hindustan Unilever Limited	Consumer Non Durables	5,802	126.03	2.27%
18. Tata Motors Limited	Auto	24,944	113.26	2.04%
19. Nestle India Limited	Consumer Non Durables	633	111.66	2.01%
20. Ambuja Cements Limited	Cement & Cement Products	34,980	109.92	1.98%
21. Power Grid Corporation of India Limited	Power	51,481	107.67	1.94%
22. Persistent Systems Limited	Software	2,692	106.01	1.91%
23. Maruti Suzuki India Limited	Auto	1,252	104.09	1.87%
24. Syngene International Limited	Healthcare Services	18,935	102.58	1.84%
25. Hero MotoCorp Limited	Auto	3,873	98.20	1.76%
26. Mahindra & Mahindra Limited	Auto	12,232	96.74	1.74%
27. Asian Paints Limited	Consumer Non Durables	2,925	92.86	1.67%
28. ICICI Bank Limited	Banks	12,326	91.55	1.65%
29. Rallis India Limited	Pesticides	38,860	90.89	1.63%
30. Titan Company Limited	Consumer Durables	3,333	84.88	1.53%
31. HCL Technologies Limited	Software	7,519	84.74	1.52%
32. Mphasis Limited	Software	2,615	81.29	1.46%
33. Dabur India Limited	Consumer Non Durables	14,050	79.15	1.42%
34. Kansai Nerolac Paints Limited	Consumer Non Durables	16,926	76.95	1.38%
35. Colgate Palmolive (India) Limited	Consumer Non Durables	5,276	76.52	1.38%
36. Thermax Limited	Industrial Capital Goods	4,042	73.27	1.32%
37. Gujarat Gas Limited	Gas	12,541	73.18	1.32%
38. Dr. Lal Path Labs Limited	Healthcare Services	2,803	70.53	1.27%
39. Vinati Organics Limited	Chemicals	3,761	69.68	1.25%
40. IndusInd Bank Limited	Banks	7,433	68.44	1.23%
41. Crompton Greaves Consumer Electricals Limited	Consumer Durables	15,354	65.79	1.18%
42. The Indian Hotels Company Limited	Leisure Services	30,741	61.31	1.10%
43. Bosch Limited	Auto Ancillaries	376	59.22	1.06%
44. Castrol India Limited	Petroleum Products	50,894	54.97	0.99%
45. Info Edge (India) Limited	Retailing	1,211	53.94	0.97%
<b>b. Unlisted</b>			<b>NIL</b>	<b>NIL</b>
<b>Total of all Equity</b>			<b>5,239.77</b>	<b>94.20%</b>
<b>MONEY MARKET INSTRUMENTS</b>				
<b>a. TREPS*</b>			<b>372.30</b>	<b>6.69%</b>
<b>Net Receivable/(payable)</b>			<b>-48.11</b>	<b>-0.89%</b>
<b>Grand Total</b>			<b>5,563.96</b>	<b>100.00%</b>

\* Cash & Cash Equivalents



## GIPS Compliance

A) Quantum Asset Management Company Pvt. Ltd. claims compliance with the Global Investment Performance Standards (GIPS®). GIPS® is a registered trademark of CFA Institute. CFA Institute does not endorse or promote this organization, nor does it warrant the accuracy or quality of the content contained herein.

B) Indian Rupee (INR) is the currency used to express performance and other statistics.



## PERFORMANCE OF THE FUNDS MANAGED BY CHIRAG MEHTA

### QUANTUM MULTI ASSET FUND OF FUNDS

Mr. Chirag Mehta Co-managing along with Mr. Nilesh Shetty since July 11, 2012.

Period	Feb 26, 2021 to Feb 28, 2022 (1 year)		Feb 28, 2019 to Feb 28, 2022 (3 years)		Feb 28, 2017 to Feb 28, 2022 (5 years)	
	Scheme Return (%)	Tier 1 - Benchmark# Returns (%)	Scheme Return (%)	Tier 1 - Benchmark# Returns (%)	Scheme Return (%)	Tier 1 - Benchmark# Returns (%)
Quantum Multi Asset Fund of Funds - Direct Plan	6.95%	10.31%	9.25%	12.93%	8.19%	11.42%
Quantum Multi Asset Fund of Funds - Regular Plan	6.56%	10.31%	8.92%	12.93%	NA	NA

**Past performance may or may not be sustained in the future.** Load is not taken into consideration in Scheme Return Calculation.

#CRISIL Composite Bond Fund Index (20%) + S&P BSE Total Return Index (40%) + CRISIL Liquid Index (25%) + Domestic Price of Gold (15%)  
It is a customized index and it is rebalanced daily.

Returns are net of total expenses and are calculated on the basis of Compounded Annualized Growth Rate (CAGR).

Different Plans shall have different expense structure.

Mr. Chirag Mehta manages 4 schemes of the Quantum Mutual Fund. Mr. Nilesh Shetty manages 2 schemes of the Quantum Mutual Fund.

### QUANTUM EQUITY FUND OF FUNDS

Mr. Chirag Mehta is managing the fund since November 01, 2013.

Period	Feb 26, 2021 to Feb 28, 2022 (1 year)		Feb 28, 2019 to Feb 28, 2022 (3 years)		Feb 28, 2017 to Feb 28, 2022 (5 years)	
	Scheme Return (%)	Tier 1 - Benchmark# Returns (%)	Scheme Return (%)	Tier 1 - Benchmark# Returns (%)	Scheme Return (%)	Tier 1 - Benchmark# Returns (%)
Quantum Equity Fund of Funds - Direct Plan - Growth Option	16.24%	17.92%	15.91%	18.13%	12.15%	14.88%
Quantum Equity Fund of Funds - Regular Plan - Growth Option	15.97%	17.92%	15.63%	18.13%	NA	NA

**Past performance may or may not be sustained in the future.** Load is not taken into consideration in Scheme Return Calculation.

#S&P BSE 200 TRI.

Returns are net of total expenses and are calculated on the basis of Compounded Annualized Growth Rate (CAGR).

Different Plans shall have different expense structure.

Mr. Chirag Mehta manages 4 schemes of the Quantum Mutual Fund.

### QUANTUM GOLD SAVINGS FUND

Mr. Chirag Mehta is managing the scheme since May 19, 2011.

Period	Feb 26, 2021 to Feb 28, 2022 (1 year)		Feb 28, 2019 to Feb 28, 2022 (3 years)		Feb 28, 2017 to Feb 28, 2022 (5 years)	
	Scheme Return (%)	Tier 1 - Benchmark# Returns (%)	Scheme Return (%)	Tier 1 - Benchmark# Returns (%)	Scheme Return (%)	Tier 1 - Benchmark# Returns (%)
Quantum Gold Savings Fund - Direct Plan	7.96%	11.05%	13.64%	15.10%	9.73%	11.15%
Quantum Gold Savings Fund - Regular Plan	7.80%	11.05%	13.50%	15.10%	NA	NA

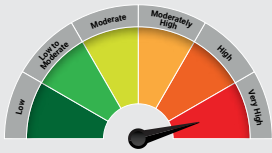
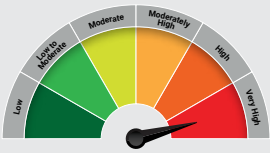
**Past performance may or may not be sustained in the future.**

#Domestic Price of Gold.

Returns are net of total expenses and are calculated on the basis of Compounded Annualized Growth Rate (CAGR).

Different Plans shall have different expense structure.

Mr. Chirag Mehta manages 4 Schemes of the Quantum Mutual Fund.

Name of the Scheme & Primary Benchmark	This product is suitable for investors who are seeking*	Risk-o-meter of Scheme	Risk-o-meter of Benchmark
<p>Quantum India ESG Equity Fund</p> <p>(An Open ended equity scheme investing in companies following Environment, Social and Governance (ESG) theme)</p> <p>Primary Benchmark: NIFTY100 ESG TRI</p>	<ul style="list-style-type: none"> <li>Long term capital appreciation</li> <li>Invests in shares of companies that meet Quantum's Environment, Social, Governance (ESG) criteria</li> </ul>	 <p>Investors understand that their principal will be at Very High Risk</p>	

\*Investors should consult their financial advisers if in doubt about whether the product is suitable for them. The Risk Level of the Scheme in scheme Risk O Meter is basis it's portfolio as on February 28, 2022. The Risk Level of the Benchmark Index in the Risk O Meter is basis it's constituents as on February 28, 2022.

**^^ Note:**  
Since the scheme has not completed 3 years data will not be available.