

QUANTUM DYNAMIC BOND FUND

An Open Ended Dynamic Debt Scheme
Investing Across Duration

Investment Objective

To generate income and capital appreciation through active management of portfolio consisting of short term, long term debt and money market instruments.

★ Scheme Features



Fund Manager

Mr. Pankaj Pathak
Work experience: 11.6 years. He has been managing this fund since March 01, 2017



Category of Scheme

Dynamic Bond Fund



Inception Date (Date of Allotment)

May 19, 2015



Declaration of Net Asset Value (NAV)

Every Business Day



Entry / Sales Load

Not Applicable



Total Expense Ratio (As on month end)

TER specified are the actual expenses charged (i.e. effective rate) as at the end of the month.

Direct Plan - Total TER = 0.60%

{Base TER 0.52% (Inclusive of 0.42% Management Fees & 0.10% Other Expenses) + 0.08% GST (18% GST on 0.42% Management Fees)}

Regular Plan - Total TER = 0.72%

{Base TER 0.64% (Inclusive of 0.42% Management Fees & 0.10% Other Expenses & 0.12% Distributor Commission) + 0.08% GST (18% GST on 0.42% Management Fees)}



Benchmark Index

CRISIL Composite Bond Fund Index



Minimum Application Amount (Under each Option)

Purchase: ₹500/- and in multiples of ₹1/- thereafter.
Additional Purchase: ₹500/- and in multiples of ₹1/- thereafter/ 50 units

QUANTUM DYNAMIC BOND FUND

An Open Ended Dynamic Debt Scheme
Investing Across Duration

★ Scheme Features



Investment Options

Growth Option, Monthly Dividend Payout Option and Monthly Dividend Reinvestment Option



Redemption Proceeds

Processed through RTGS/NEFT mode on T+1 basis from the date of transaction where the investor's Bank details are available.

Processed through cheque on T+1 basis from the date of transaction where the required Bank details of investor are not available.



Exit Load

Nil

NAV (as on February 26, 2021)	Direct Plan (₹/Unit)	Regular Plan (₹/Unit)
Monthly Dividend Option	10.2329	10.3173
Growth Option	16.1998	16.1295

AUM ₹(In Crores) (as on February 28, 2021)

Average AUM*
76.99

Absolute AUM
77.18

*Cumulative Daily AUM / No of days in the month

Weighted Average Maturity as on February 28, 2021

Weighted Average Maturity	(In years)
At the end of the month	6.65
Modified Duration	4.98
Macaulay's Duration	5.14

Brokerages & Commissions Details

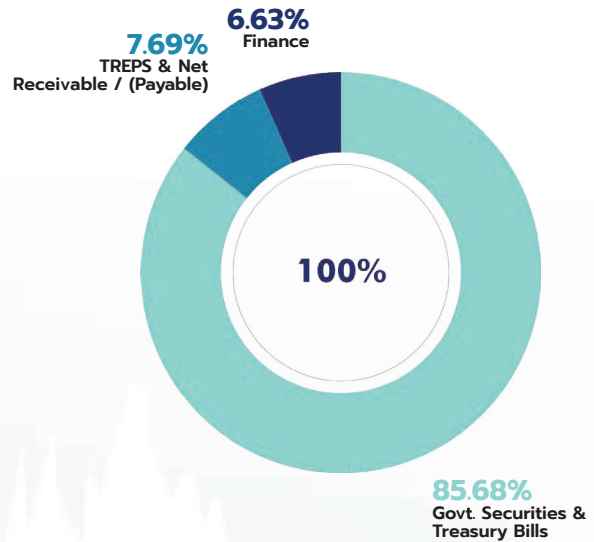
Brokerages on Investments for February 2021	NIL
Distributor commissions paid during February 2021	₹ 2,528.97
Portfolio yield	5.92%

Dividend History - Monthly Dividend option	Gross Dividend per unit (Rs.)	
	Direct Plan	Regular Plan
	Individual/Non Individual	Individual/Non Individual
28-Dec-20	0.05299934	0.05213587
25-Jan-21	0.04112847	0.04214427
25-Feb-21	0.04041362	0.04092824

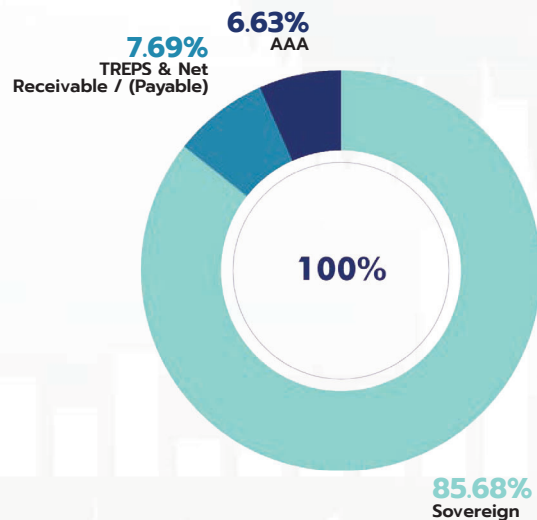
*Investors are paid dividend post deduction of TDS on Gross Dividend as applicable as per Finance Act 2020

Asset Allocation & Rating Profile (% of Net Assets) as on February 28, 2021

Govt. Securities & Treasury Bills	85.68%
TREPS & Net Receivable / (Payable)	7.69%
Finance	6.63%
Total	100.00%



Sovereign	85.68%
TREPS & Net Receivable / (Payable)	7.69%
AAA	6.63%
Total	100.00%



Quantum Dynamic Bond Fund Performance as on February 26, 2021

The Scheme is managed by **Mr. Pankaj Pathak**.

Mr. Pankaj Pathak is the Fund Manager managing the scheme since **March 01, 2017**

For other Schemes Managed by Mr. Pankaj Pathak please see page no. 5

Quantum Dynamic Bond Fund - Direct Plan - Growth Option

				Current Value ₹10,000 Invested at the beginning of a given period		
		Benchmark	Additional Benchmark		Benchmark	Additional Benchmark
Period	Scheme Returns (%)	CRISIL Composite Bond Fund Index Returns (%)	CRISIL 10 Year Gilt Index Returns (%)	Scheme (₹)	CRISIL Composite Bond Fund Index Returns (₹)	CRISIL 10 Year Gilt Index Returns (₹)
Since Inception (19th May 2015)	8.70%	8.54%	7.36%	16,200	16,064	15,076
Feb 29, 2016 to Feb 26, 2021 (5 years)	8.78%	8.69%	7.34%	15,226	15,168	14,246
Feb 28, 2018 to Feb 26, 2021 (3 years)	8.38%	9.23%	8.94%	12,729	13,030	12,927
Feb 28, 2020 to Feb 26, 2021 (1 year)	5.60%	6.94%	4.93%	10,558	10,692	10,492

Past performance may or may not be sustained in the future.

Different Plans shall have a different expense structure.

Refer to the section "GIPS Compliance" on Page no. 5 for GIPS related disclosure.

Returns are net of total expenses and are calculated on the basis of Compounded Annualized Growth Rate (CAGR).

Quantum Dynamic Bond Fund - Regular Plan - Growth Option

				Current Value ₹10,000 Invested at the beginning of a given period		
		Benchmark	Additional Benchmark		Benchmark	Additional Benchmark
Period	Scheme Returns (%)	CRISIL Composite Bond Fund Index Returns (%)	CRISIL 10 Year Gilt Index Returns (%)	Scheme (₹)	CRISIL Composite Bond Fund Index Returns (₹)	CRISIL 10 Year Gilt Index Returns (₹)
Since Inception (01st Apr 2017)	7.26%	7.78%	5.90%	13,153	13,408	12,514
Feb 28, 2018 to Feb 26, 2021 (3 years)	8.26%	9.23%	8.94%	12,684	13,030	12,927
Feb 28, 2020 to Feb 26, 2021 (1 year)	5.46%	6.94%	4.93%	10,544	10,692	10,492

Past performance may or may not be sustained in the future.

Different Plans shall have a different expense structure.

Refer to the section "GIPS Compliance" on Page no. 5 for GIPS related disclosure.

Returns are net of total expenses and are calculated on the basis of Compounded Annualized Growth Rate (CAGR).

QUANTUM DYNAMIC BOND FUND

Name of Instrument	Rating	Market Value ₹ in Lakhs	% to Net Asset	Yield to Maturity
DEBT INSTRUMENTS				
A) Listed /Awaiting listing on Stock Exchanges				
i. Bonds				
1. 6.4% NABARD Sr 20K NCD (MD 31/07/2023)	ICRA AAA	511.35	6.63%	5.36%
Total of Bonds		511.35	6.63%	
ii. Government Securities				
1. 5.15% GOI (MD 09/11/2025)	Sovereign	2,437.75	31.58%	5.76%
2. 7.17% GOI (MD 08/01/2028)	Sovereign	1,669.28	21.63%	6.38%
3. 6.79% GOI (MD 26/12/2029)	Sovereign	1,019.00	13.20%	6.50%
4. 6.22% GOI (MD 16/03/2035)	Sovereign	947.54	12.28%	6.81%
5. 5.85% GOI (MD 01/12/2030)	Sovereign	486.71	6.31%	6.22%
6. 7.37% GOI (MD 16/04/2023)	Sovereign	52.65	0.68%	4.71%
Total of Government Securities		6,612.93	85.68%	
B. Privately Placed/Unlisted		NIL	NIL	NIL
C. Securitized Debt Instruments		NIL	NIL	NIL
Total of Debt Instruments		7,124.28	92.31%	
MONEY MARKET INSTRUMENTS				
a. TREPS*		469.44	6.08%	3.24%
Net Receivable/(payable)		124.38	1.61%	
Grand Total		7,718.10	100.00%	

*Cash & Cash Equivalents

GIPS Compliance

A) Quantum Asset Management Company Pvt. Ltd. claims compliance with the Global Investment Performance Standards (GIPS®). GIPS® is a registered trademark of CFA Institute. CFA Institute does not endorse or promote this organization, nor does it warrant the accuracy or quality of the content contained herein.

B) Indian Rupee (INR) is the currency used to express performance and other statistics.

PERFORMANCE OF THE FUNDS MANAGED BY PANKAJ PATHAK

QUANTUM LIQUID FUND

Mr. Pankaj Pathak is the Fund Manager managing the scheme since March 01, 2017.

Period	Feb 29, 2020 to Feb 28, 2021 (1 year)		Feb 28, 2018 to Feb 28, 2021 (3 years)		Feb 29, 2016 to Feb 28, 2021 (5 years)	
	Scheme Return (%)	Crisil Liquid Fund Index Returns# (%)	Scheme Return (%)	Crisil Liquid Fund Index Returns# (%)	Scheme Return (%)	Crisil Liquid Fund Index Returns# (%)
Quantum Liquid Fund - Direct Plan - Growth Option	3.37%	4.27%	5.28%	6.16%	5.71%	6.51%
Quantum Liquid Fund - Regular Plan - Growth Option	3.27%	4.27%	5.20%	6.16%	NA	NA

Past performance may or may not be sustained in the future.


#Benchmark returns.

Returns are net of total expenses and are calculated on the basis of Compounded Annualized Growth Rate (CAGR)

Different Plans shall have different expense structure.

Mr. Pankaj Pathak manages 2 schemes of the Quantum Mutual Fund.

Product Labeling

Name of the Scheme	This product is suitable for investors who are seeking*	Riskometer
Quantum Dynamic Bond Fund (An Open Ended Dynamic Debt Scheme Investing Across Duration)	<ul style="list-style-type: none"> Regular income over short to medium term and capital appreciation Investment in Debt / Money Market Instruments / Government Securities. 	 <p>Investors understand that their principal will be at Moderate Risk</p>

*Investors should consult their financial advisers if in doubt about whether the product is suitable for them. The Risk Level of the Scheme in the Riskometer is based on the portfolio of the scheme as on February 28, 2021.

Tax on Capital Gains#	Resident Individuals & HUF	FII's / Overseas Financial Organisations	Partnership Firm	Non Resident Indians	Indian Companies	Foreign Companies
Long Term	20% with Indexation	10% without Indexation	20% with Indexation	10% without Indexation (on transfer of long term capital assets being unlisted securities)	20% with Indexation	10% without Indexation (on transfer of long term capital assets being unlisted securities)
Short Term	Maximum 30%	30%	30%	Maximum 30%	30%	40%

#The mentioned Tax Rates shall be increased by applicable surcharge, If any, Health and Education Cess @ 4% where ever as applicable. Equity oriented schemes will also attract Securities Transaction Tax (STT) @ 0.001% at the time of redemption and switch to other schemes.

Stamp Duty applicable on Investors subscription unit transactions including Switch in as per the rate mentioned in the Amendments to Indian Stamp Act,1899

TRANSACTION CHARGES: No Transaction Charges shall be deducted from the investment amount for applications received in the Regular Plan.