

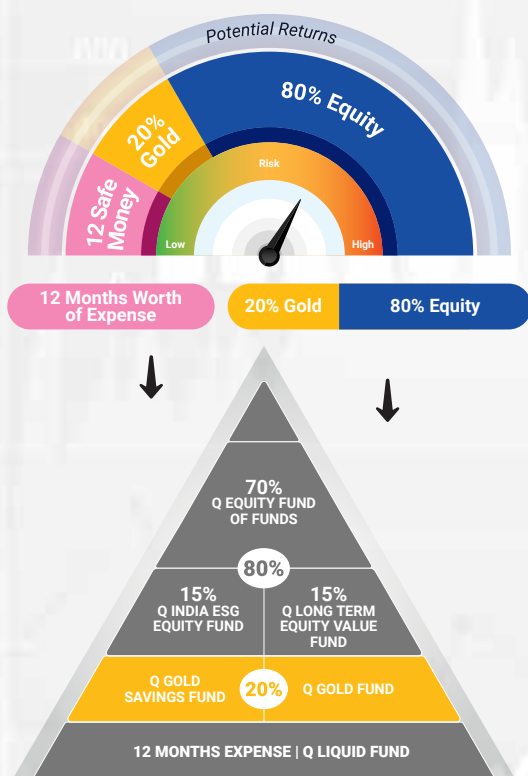
# QUANTUM GOLD FUND

An Open Ended Scheme Replicating/  
Tracking Gold

## Investment Objective

To generate returns that are in line with the performance of gold and gold related instruments subject to tracking errors. However, investment in gold related instruments will be made if and when SEBI permits mutual funds to invest, in gold related instruments. The Scheme is designed to provide returns that before expenses, closely correspond to the returns provided by gold.

**Now start small to build your gold allocation with OGF**



\*Please note the above is a suggested fund allocation and not to be considered as an investment advice or recommendation.

## ★ Scheme Features



### Fund Manager

**Ms. Ghazal Jain**

Work experience: 4.7 years. She has been managing this fund since June 2, 2020



### Category of Scheme

Exchange Traded Fund



### Inception Date (Date of Allotment)

February 22, 2008



### Declaration of Net Asset Value (NAV)

Every Business Day



### Entry / Sales Load

Not Applicable



### Total Expense Ratio (As on month end)

TER specified are the actual expenses charged (i.e. effective rate) as at the end of the month.

**Total TER = 0.78%**

{Base TER 0.71% (Inclusive of 0.39% Management Fees & 0.32% Other Expenses) + 0.07% GST (18% GST on 0.39% Management Fees)}



### Benchmark Index

Tier I Benchmark - Domestic Price of Physical Gold



### Minimum Application Amount (Under each Option)

**Directly with Fund:** The investors can create / redeem in exchange of Portfolio Deposit and Cash Component in creation unit size at NAV based Price. On the Exchange: Approx equal to price of 1/100 gram of Gold quoted on the NSE. On NSE, the units can be purchased / sold in minimum lot of 1 units and in multiples therefore.



### Investment Options

Growth



### Scrip Code

QGOLDHALF

# QUANTUM GOLD FUND

An Open Ended Scheme Replicating/  
Tracking Gold

## ★ Scheme Features



### Redemption Proceeds

Processed through RTGS/NEFT mode on T+3 basis from the date of transaction where the investor's Bank details are available.

Processed through cheque on T+3 basis from the date of transaction where the required Bank details of investor are not available.



### Exit Load

Nil  
(retail investor can exit the scheme only through secondary market)

NAV (as on February 28, 2023)	(₹/Unit)
Growth Option	47.3340

### AUM ₹(In Crores)

(as on February 28, 2023)

Average AUM*	Absolute AUM
159.10	155.82

\*Cumulative Daily AUM / No of days in the month

## Key Statistics

Tracking Error **0.164%**

## Brokerages & Commissions Details

Brokerages on Investments for February 2023 NIL

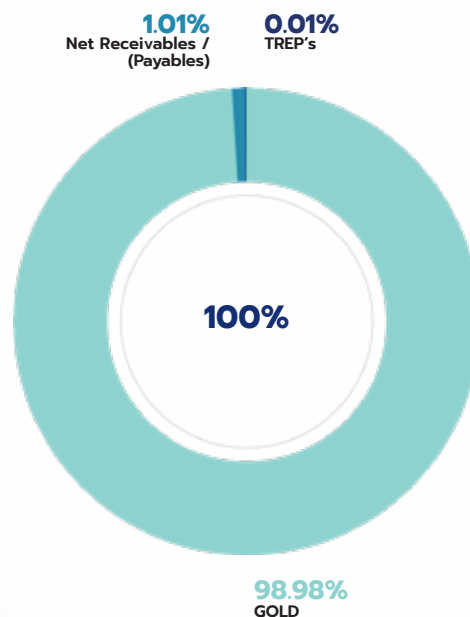
Distributor commissions for February 2023 NIL

Portfolio Turnover Ratio (Last one year) 2.45%

Gold	No. of Bars
GOLD .995 Purity 1KG BAR at Mumbai Location	254
GOLD .999 Purity 100 Gram BAR at Mumbai Location	10
GOLD .995 Purity 1KG BAR at Ahmedabad Location	15
GOLD .999 Purity 100 Gram BAR at Ahmedabad Location	80

## Asset Allocation (% of Net Assets) as on February 28, 2023

GOLD	98.98%
Net Receivables/(Payables)	1.01%
TREPS	0.01%
<b>Total</b>	<b>100.00%</b>



## Quantum Gold Fund Performance as on February 28, 2023

The Scheme is managed by **Ghazal Jain**.

Ms. **Ghazal Jain** is the Fund Manager managing the scheme since **June 2, 2020**

## Performance of the Scheme

### Quantum Gold Fund

Period	Scheme Returns (%)	Tier I - Benchmark <sup>#</sup> Returns (%)	Additional Benchmark Returns (%) <sup>##</sup>	Current Value ₹10,000 Invested at the beginning of a given period		
				Scheme Returns (₹)	Tier I - Benchmark <sup>#</sup> Returns (₹)	Additional Benchmark Returns (₹) <sup>##</sup>
Since Inception (22nd Feb 2008)	9.65%	10.51%	6.10%	39,919	44,886	24,367
Feb 28, 2013 to Feb 28, 2023 (10 years)	5.46%	6.49%	5.96%	17,027	18,767	17,851
Feb 29, 2016 to Feb 28, 2023 (7 years)	7.94%	8.98%	5.77%	17,070	18,262	14,809
Feb 28, 2018 to Feb 28, 2023 (5 years)	11.73%	12.76%	6.09%	17,416	18,235	13,438
Feb 28, 2020 to Feb 28, 2023 (3 years)	8.25%	9.19%	2.93%	12,688	13,020	10,906
Feb 28, 2022 to Feb 28, 2023 (1 year)	7.93%	8.85%	2.00%	10,793	10,885	10,200

<sup>#</sup>Domestic Price of physical gold, <sup>##</sup>CRISIL 10 Year Gilt Index.

**Past performance may or may not be sustained in the future.**

Returns are net of total expenses and are calculated on the basis of Compounded Annualized Growth Rate (CAGR).

The Scheme being Exchange Traded Fund has one plan to invest through stock exchange and having a single expense structure.

Refer to the section "GIPS Compliance" on Page no. 4 for GIPS related disclosure.

Name of Instrument	Quantity	Market/ Fair Value (₹ in Lakhs)	% to Net Assets
<b>Gold</b>			
1. GOLD .995 Purity 1KG BAR at Mumbai Location	254	14,090.09	90.42%
2. GOLD .995 Purity 1KG BAR at Ahmedabad Location	15	832.09	5.34%
3. GOLD .999 Purity 100 Gram BAR at Ahmedabad Location	80	445.36	2.86%
4. GOLD .999 Purity 100 Gram BAR at Mumbai Location	10	55.67	0.36%
<b>Total of Gold</b>		<b>15,423.21</b>	<b>98.98%</b>
<b>MONEY MARKET INSTRUMENTS</b>			
<b>A. TREPS*</b>		<b>199</b>	<b>0.01%</b>
<b>Net Receivable/(payable)</b>		<b>157.13</b>	<b>1.01%</b>
<b>Grand Total</b>		<b>15,582.33</b>	<b>100.00%</b>



\* Cash & Cash Equivalents

## GIPS Compliance

A) Quantum Asset Management Company Pvt. Ltd. claims compliance with the Global Investment Performance Standards (GIPS®). GIPS® is a registered trademark of CFA Institute. CFA Institute does not endorse or promote this organization, nor does it warrant the accuracy or quality of the content contained herein.

B) Indian Rupee (INR) is the currency used to express performance and other statistics.

## Product Labeling

Name of the Scheme & Tier I Benchmark	This product is suitable for investors who are seeking*	Risk-o-meter of Scheme	Risk-o-meter of Tier I Benchmark
Quantum Gold Fund  (An Open Ended Scheme Replicating / Tracking Gold)  Tier I Benchmark: Domestic Price of physical gold	<ul style="list-style-type: none"> <li>Long term returns</li> <li>Investments in physical gold</li> </ul>	 <p>Investors understand that their principal will be at High Risk</p>	

\*Investors should consult their financial advisers if in doubt about whether the product is suitable for them.

Tax on Capital Gains#	Resident Individuals & HUF	FII's / Overseas Financial Organisations	Partnership Firm	Non Resident Indians	Indian Companies	Foreign Companies
Long Term	20% with Indexation	10% without Indexation	20% with Indexation	20% without Indexation (on transfer of long term capital assets being listed securities)	20% with Indexation	20% without Indexation (on transfer of long term capital assets being listed securities)
Short Term	Maximum 30%	30%	30%	Maximum 30%	30%	40%

#The mentioned Tax Rates shall be increased by applicable surcharge, If any, Health and Education Cess @ 4% where ever as applicable.

Equity oriented schemes will also attract Securities Transaction Tax (STT) @ 0.001% at the time of redemption and switch to other schemes.

Stamp Duty applicable on Investors subscription unit transactions including Switch in as per the rate mentioned in the Amendments to Indian Stamp Act,1899

**TRANSACTION CHARGES:** No Transaction Charges shall be deducted from the investment amount for applications received.

TCS @ 0.075% applicable on all creation and redemption transactions till 31/03/2021. Effective 1st April, 2021 TCS rate would be 0.10 %.

^^ Note:

**Tracking Error** is calculated on Annualised basis using 3 years history of daily returns.

**Definitions**

**Tracking Error:** is a measure of how closely a fund follows the index to which it is benchmarked. The more passively the fund is managed, the smaller the tracking error. In the case of Exchange Traded Funds, the lower the Tracking Error, the better

\***Portfolio Turnover** Ratio is the percentage of a funds assets that have changed over the course of a year