

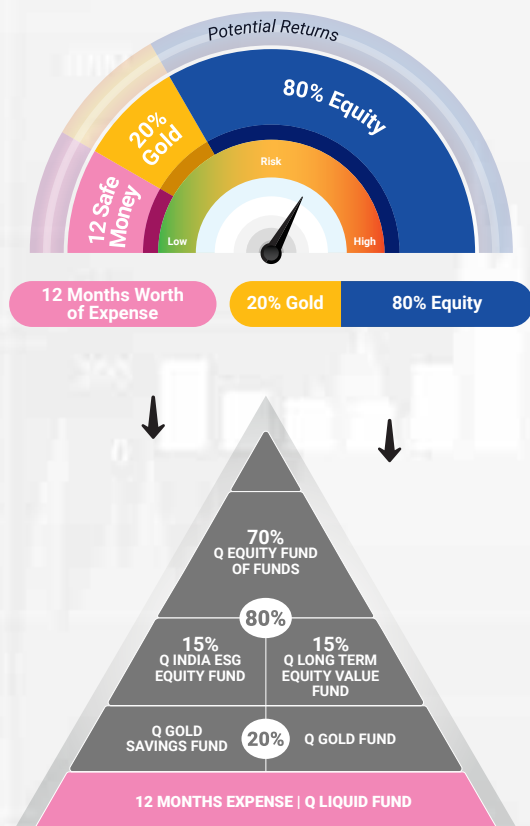
# QUANTUM LIQUID FUND

An Open-ended Liquid Scheme.  
A relatively low interest rate risk and relatively low credit risk

## Investment Objective

To provide optimal returns with low to moderate levels of risk and high liquidity through judicious investments in money market and debt instruments.

## Park Your Emergency Corpus in QLF



*\*Please note the above is a suggested fund allocation and not to be considered as an investment advice or recommendation.*

## ★ Scheme Features



### Fund Manager

Mr. Pankaj Pathak

Work experience: 12 years. He has been managing this fund since March 01, 2017



### Category of Scheme

Liquid Fund



### Inception Date (Date of Allotment)

April 07, 2006



### Declaration of Net Asset Value (NAV)

Every Business Day



### Entry / Sales Load

Not Applicable



### Total Expense Ratio (As on month end)

TER specified are the actual expenses charged (i.e. effective rate) as at the end of the month.

#### Direct Plan : Total TER = 0.16%

{Base TER 0.15% (Inclusive of 0.07% Management Fees & 0.08% Other Expenses) + 0.01% GST (18% GST on 0.07% Management Fees)}

#### Regular Plan – Total TER = 0.26%

{Base TER 0.25% (Inclusive of 0.07% Management Fees & 0.08% Other Expenses & 0.10% Distributor Commission) + 0.01% GST (18% GST on 0.07% Management Fees)}



### Benchmark Index

#Tier I Benchmark - CRISIL Liquid Fund AI Index



### Minimum Application Amount (Under each Option)

Growth Option: ₹ 5,000/- and in multiples of ₹ 1/- thereafter.  
Monthly Income Distribution cum Capital Withdrawal (IDCW) Option: ₹ 10,000/- and in multiples of ₹ 1/- thereafter.  
Daily Income Distribution cum Capital Withdrawal Reinvestment Option: ₹ 1,00,000/- and in multiples of ₹ 1/- thereafter. Additional Investment: ₹ 500/- and in multiples of ₹ 1/- thereafter /50 units (For all options)

\*Tier-I Benchmark of the scheme has been changed from CRISIL Liquid Fund Index to CRISIL Liquid Fund AI Index w.e.f. April 01, 2022

# QUANTUM LIQUID FUND

An Open-ended Liquid Scheme.  
A relatively low interest rate risk and relatively low credit risk



## Weighted Average Maturity as on July 31, 2022

Weighted Average Maturity	Days
At the end of the month	36
Average during the month	36
Modified Duration	35
Macaulay's Duration	35



## Brokerages & Commissions Details

Brokerages on Investments for July 2022	₹3,500.00
Distributor commissions paid during July 2022	₹12,727.58
Portfolio yield	5.45%



## Scheme Features



### Investment Options

Growth, Daily Reinvestment of Income Distribution Cum Capital Withdrawal (IDCW) Option & Monthly Income Distribution cum Capital Withdrawal (IDCW) Option – Two facilities (a) Payout of Income Distribution Cum Capital Withdrawal (IDCW) Facility; and (b) Reinvestment of Income Distribution Cum Capital Withdrawal (IDCW) Facility



### Redemption Proceeds

Processed through RTGS/NEFT mode on T+1 basis from the date of transaction where the investor's Bank details are available.

Processed through cheque on T+1 basis from the date of transaction where the required Bank details of investor are not available



### Exit Load

For complete details on Exit Load please refer page no. 5

NAV (as on July 31, 2022)	Direct Plan (₹/Unit)	Regular Plan (₹/Unit)
Daily IDCW Option	10.0090	10.0007
Monthly IDCW Option	10.0171	10.0128
Growth Option	29.0892	28.9704

## AUM ₹(In Crores)

(as on July 31, 2022)

Average AUM*	Absolute AUM
505.56	508.10

\*Cumulative Daily AUM / No of days in the month

The mentioned Tax Rates shall be increased by applicable surcharge, If any, Health and Education Cess @ 4% where ever as applicable. Equity oriented schemes will also attract Securities Transaction Tax (STT) @ 0.001% at the time of redemption and switch to other schemes.

Stamp Duty applicable on Investors subscription unit transactions including Switch in as per the rate mentioned in the Amendments to Indian Stamp Act, 1899

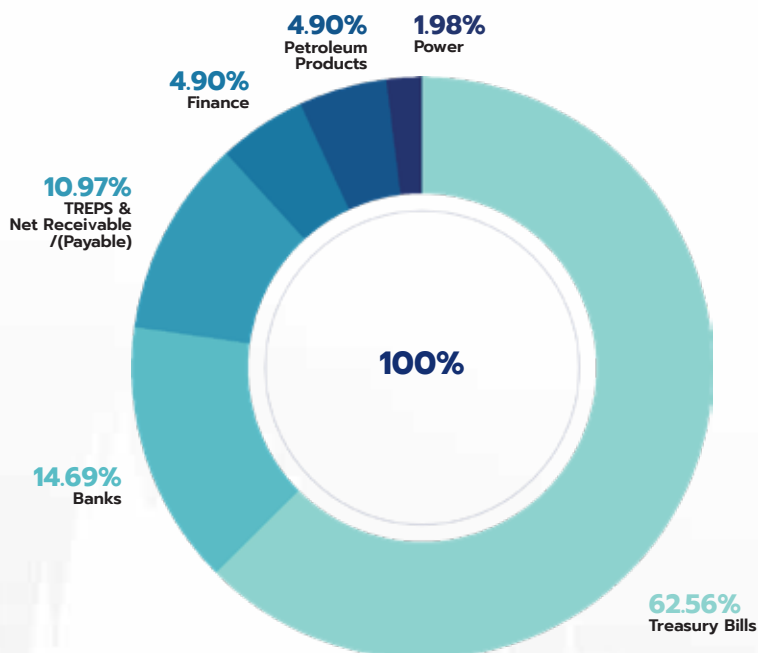
**TRANSACTION CHARGES:** No Transaction Charges shall be deducted from the investment amount for applications received in the Regular Plan.

Income Distribution History - Monthly IDCW		Gross IDCW per unit (Rs.)
Record Date	Direct Plan	Regular Plan
	Individual/Non Individual	Individual/Non Individual
25-May-22	0.02337459	0.02433143
27-Jun-22	0.04027651	0.03865913
25-Jul-22	0.03650230	0.03439390

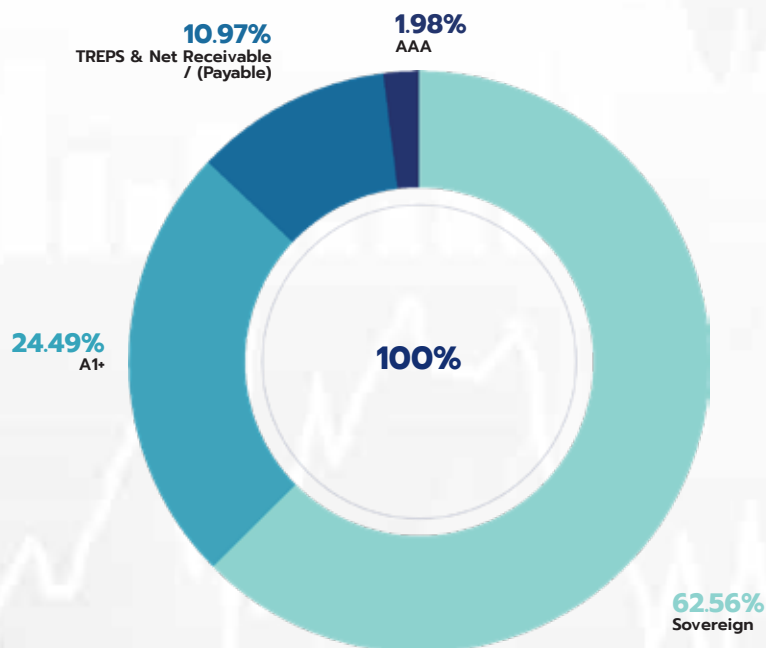
\*Investors are paid IDCW post deduction of TDS on Gross IDCW as applicable as per Finance Act 2020

## Asset Allocation & Rating Profile (% of Net Assets) as on July 31, 2022

Treasury Bills	62.56%
Banks	14.69%
TREPS & Net Receivable / (Payable)	10.97%
Finance	4.90%
Petroleum Products	4.90%
Power	1.98%
<b>Total</b>	<b>100.00%</b>



Sovereign	62.56%
A1+	24.49%
TREPS & Net Receivable / (Payable)	10.97%
AAA	1.98%
<b>Total</b>	<b>100.00%</b>





The Scheme is managed by  
**Mr. Pankaj Pathak.**

Mr. Pankaj Pathak is the Fund Manager managing the scheme since  
**March 01, 2017.**

For other Schemes Managed by Mr. Pankaj Pathak please see page no. 6



## Performance of the Scheme

## Direct Plan

## Quantum Liquid Fund - Direct Plan - Growth Option

Period	Scheme Returns (%)	Tier I - Benchmark <sup>#</sup> Returns (%)	Additional Benchmark Returns (%) <sup>##</sup>	Current Value ₹10,000 Invested at the beginning of a given period		
				Scheme Returns (₹)	Tier I - Benchmark <sup>#</sup> Returns (₹)	Additional Benchmark Returns (₹) <sup>##</sup>
Since Inception (07th Apr 2006)	6.76%	6.79%	6.08%	29,089	29,250	26,219
July 31, 2012 to July 31, 2022 (10 years)**	6.34%	6.74%	6.45%	18,502	19,199	18,685
July 31, 2015 to July 31, 2022 (7 years)**	5.37%	5.84%	5.99%	14,431	14,886	15,029
July 31, 2017 to July 31, 2022 (5 years)**	4.84%	5.27%	5.58%	12,668	12,927	13,121
July 31, 2019 to July 31, 2022 (3 years)**	3.76%	4.17%	4.67%	11,173	11,304	11,470
July 31, 2021 to July 31, 2022 (1 year)**	3.60%	3.89%	3.03%	10,360	10,389	10,303
June 30, 2022 to July 31, 2022 (1 month)*	4.36%	4.79%	6.53%	10,037	10,041	10,055
July 16, 2022 to July 31, 2022 (15 days)*	4.06%	4.37%	3.40%	10,017	10,018	10,014
July 24, 2022 to July 31, 2022 (7 days)*	4.07%	4.51%	3.51%	10,008	10,009	10,007

<sup>#</sup>CRISIL Liquid Fund AI Index, <sup>##</sup>CRISIL 1 year T-bill Index.

Past performance may or may not be sustained in the future.

Different Plans shall have a different expense structure.

Refer to the section "GIPS Compliance" on Page no. 6 for GIPS related disclosure.

\*Simple Annualized.

\*\*Returns for 1 year and above period are calculated on the basis of Compounded Annualized Growth Rate (CAGR).

Returns are net of total expenses.



## Performance of the Scheme

## Regular Plan

## Quantum Liquid Fund - Regular Plan - Growth Option

Period	Scheme Returns (%)	Tier I - Benchmark <sup>#</sup> Returns (%)	Additional Benchmark Returns (%) <sup>##</sup>	Current Value ₹10,000 Invested at the beginning of a given period		
				Scheme Returns (₹)	Tier I - Benchmark <sup>#</sup> Returns (₹)	Additional Benchmark Returns (₹) <sup>##</sup>
Since Inception (01st Apr 2017)	4.83%	5.35%	5.57%	12,865	13,208	13,354
July 31, 2017 to July 31, 2022 (5 years)**	4.76%	5.27%	5.58%	12,619	12,927	13,121
July 31, 2019 to July 31, 2022 (3 years)**	3.67%	4.17%	4.67%	11,142	11,304	11,470
July 31, 2021 to July 31, 2022 (1 year)**	3.49%	3.89%	3.03%	10,349	10,389	10,303
June 30, 2022 to July 31, 2022 (1 month)*	4.25%	4.79%	6.53%	10,036	10,041	10,055
July 16, 2022 to July 31, 2022 (15 days)*	3.95%	4.37%	3.40%	10,016	10,018	10,014
July 24, 2022 to July 31, 2022 (7 days)*	3.94%	4.51%	3.51%	10,008	10,009	10,007

<sup>#</sup>CRISIL Liquid Fund AI Index, <sup>##</sup>CRISIL 1 year T-bill Index.

Past performance may or may not be sustained in the future.

Different Plans shall have a different expense structure.

Refer to the section "GIPS Compliance" on Page no. 6 for GIPS related disclosure.

\*Simple Annualized.

\*\*Returns for 1 year and above period are calculated on the basis of Compounded Annualized Growth Rate (CAGR).

Returns are net of total expenses.

## Exit Load:

Investor Exit Upon Subscription	% of Exit Load
Day 1	0.0070%
Day 2	0.0065%
Day 3	0.0060%
Day 4	0.0055%
Day 5	0.0050%
Day 6	0.0045%
Day 7 Onwards	NIL

Note: Redemption / Switched Outs will be done on First in First out (FIFO) basis.

The above mentioned Exit Load shall be equally applicable to Systematic Withdrawal Plan (SWP), Systematic Transfer Plan (STP) and Switches including existing installment of existing SIPs/ STPs / SWPs falling due after the effective date.

However, no exit load will be charged for switching between option / plan within the scheme.



## Portfolio as on July 31, 2022 QUANTUM LIQUID FUND

Name of Instrument	Rating	Residual Maturity (in days)	Market Value (₹ in Lakhs)	% to Net Assets	Yield to Maturity
<b>DEBT INSTRUMENTS</b>					
<b>A. Listed /Awaiting listing on Stock Exchanges</b>					
1. 8.84% NTPC Ltd NCD S47 (MD 04/10/2022)	CRISIL AAA	65	1,004.57	1.98%	5.79%
<b>B. Privately Placed/Unlisted</b>					
		NIL	NIL	NIL	NIL
<b>C. Securitized Debt Instruments</b>					
		NIL	NIL	NIL	NIL
<b>Total of Debt Instruments</b>			<b>1,004.57</b>	<b>1.98%</b>	
<b>MONEY MARKET INSTRUMENTS</b>					
<b>A. Treasury Bills (T-Bill)</b>					
1. 91 Days Tbill (MD 11/08/2022)	Sovereign	11	8,487.79	16.70%	5.25%
2. 91 Days Tbill (MD 08/09/2022)	Sovereign	39	7,954.94	15.66%	5.44%
3. 91 Days Tbill (MD 20/10/2022)	Sovereign	81	5,433.74	10.69%	5.56%
4. 91 Days Tbill (MD 06/10/2022)	Sovereign	67	4,950.50	9.74%	5.53%
5. 182 Days Tbill (MD 25/08/2022)	Sovereign	25	2,491.32	4.90%	5.30%
6. 182 Days Tbill (MD 06/10/2022)	Sovereign	67	2,475.25	4.87%	5.53%
<b>Total of T-Bill</b>			<b>31,793.54</b>	<b>62.56%</b>	
<b>B. Commercial Papers (CP)</b>					
1. Indian Oil Corporation Limited CP (MD 26/08/2022)	ICRA A1+	26	2,490.28	4.90%	5.70%
2. National Bank For Agri & Rural CP (MD 30/08/2022)	ICRA A1+	30	2,488.78	4.90%	5.68%
<b>Total of CPs</b>			<b>4,979.06</b>	<b>9.80%</b>	
<b>C. Certificate of Deposits (CD)</b>					
1. Indian Bank CD (MD 08/08/2022)	CRISIL A1+	8	2,497.32	4.91%	5.60%
2. Bank of Baroda CD (MD 17/08/2022)	ICRA A1+	17	2,493.85	4.91%	5.62%
3. Canara Bank CD (MD 04/10/2022)	CRISIL A1+	65	2,475.26	4.87%	5.70%
<b>Total of CDs</b>			<b>7,466.43</b>	<b>14.69%</b>	
<b>D. TREPS*</b>					
			5,486.99	10.80%	5.04%
<b>Total of Money Market Instruments</b>			<b>49,726.02</b>	<b>97.85%</b>	
<b>Net Receivable/(payable)</b>			<b>79.82</b>	<b>0.17%</b>	
<b>Grand Total</b>			<b>50,810.41</b>	<b>100.00%</b>	

\* Cash & Cash Equivalents



## GIPS Compliance

- A) Quantum Asset Management Company Pvt. Ltd. claims compliance with the Global Investment Performance Standards (GIPS®). GIPS® is a registered trademark of CFA Institute. CFA Institute does not endorse or promote this organization, nor does it warrant the accuracy or quality of the content contained herein.
- B) Indian Rupee (INR) is the currency used to express performance and other statistics.
- C) As per the SEBI Guidelines, in case of liquid fund, returns for the period of 7 days, 15 days and 1 month are to be provided using simple annualized method of calculating return. The SEBI requirements to provide such returns using simple annualized method of calculating returns are different from the GIPS requirements, which does not allow annualization of returns for periods less than one year



## PERFORMANCE OF THE FUNDS MANAGED BY PANKAJ PATHAK

### QUANTUM DYNAMIC BOND FUND

Mr. Pankaj Pathak is the Fund Manager managing the scheme since March 01, 2017.

Period	July 30, 2021 to July 29, 2022 (1 year)		July 31, 2019 to July 29, 2022 (3 years)		July 31, 2017 to July 29, 2022 (5 years)	
	Scheme Return (%)	Tier I - Benchmark# Returns (%)	Scheme Return (%)	Tier I - Benchmark# Returns (%)	Scheme Return (%)	Tier I - Benchmark# Returns (%)
Quantum Dynamic Bond Fund - Direct Plan - Growth Option	3.36%	1.29%	5.67%	6.03%	5.84%	6.34%
Quantum Dynamic Bond Fund - Regular Plan - Growth Option	3.23%	1.29%	5.54%	6.03%	5.72%	6.34%

Past performance may or may not be sustained in the future.

#CRISIL Dynamic Bond Fund All Index.


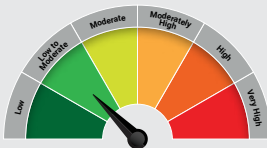
Returns are net of total expenses and are calculated on the basis of Compounded Annualized Growth Rate (CAGR)

Different Plans shall have different expense structure.

Mr. Pankaj Pathak manages 2 schemes of the Quantum Mutual Fund.



## Product Labeling

Name of the Scheme & Tier I Benchmark	This product is suitable for investors who are seeking*	Risk-o-meter of Scheme	Risk-o-meter of Tier I Benchmark
Quantum Liquid Fund  (An Open-ended Liquid Scheme. A relatively low interest rate risk and relatively low credit risk.)  Tier I Benchmark: CRISIL Liquid Fund AI Index	<ul style="list-style-type: none"> <li>Income over the short term</li> <li>Investments in debt / money market instruments</li> </ul>	 <p>Investors understand that their principal will be at Low to Moderate Risk</p>	

\*Investors should consult their financial advisers if in doubt about whether the product is suitable for them.

The Risk Level of the Scheme in scheme Risk O Meter is basis it's portfolio as on July 31, 2022.

The Risk Level of the Tier I Benchmark Index in the Risk O Meter is basis it's constituents as on July 31, 2022.

### PRC Matrix – Quantum Liquid Fund

Credit Risk →	Relatively Low (Class A)	Moderate (Class B)	Relatively High (Class C)
Interest Rate Risk ↓			
Relatively Low (Class I)	A-I		
Moderate (Class II)			
Relatively High (Class III)			

Tax on Capital Gains#	Resident Individuals & HUF	FII's / Overseas Financial Organisations	Partnership Firm	Non Resident Indians	Indian Companies	Foreign Companies
Long Term	20% with Indexation	10% without Indexation	20% with Indexation	10% without Indexation (on transfer of long term capital assets being unlisted securities)	20% with Indexation	10% without Indexation (on transfer of long term capital assets being unlisted securities)
Short Term	Maximum 30%	30%	30%	Maximum 30%	30%	40%

#The mentioned Tax Rates shall be increased by applicable surcharge, If any, Health and Education Cess @ 4% where ever as applicable.

Equity oriented schemes will also attract Securities Transaction Tax (STT) @ 0.001% at the time of redemption and switch to other schemes.

Stamp Duty applicable on Investors subscription unit transactions including Switch in as per the rate mentioned in the Amendments to Indian Stamp Act, 1899

**TRANSACTION CHARGES:** No Transaction Charges shall be deducted from the investment amount for applications received in the Regular Plan.