

QUANTUM LIQUID FUND

An Open Ended Liquid Scheme

Investment Objective

To provide optimal returns with low to moderate levels of risk and high liquidity through judicious investments in money market and debt instruments.

★ Scheme Features



Fund Manager

Mr. Pankaj Pathak

Work experience: 11.6 years. He has been managing this fund since March 01, 2017



Category of Scheme

Liquid Fund



Inception Date (Date of Allotment)

April 07, 2006



Declaration of Net Asset Value (NAV)

Every Business Day



Entry / Sales Load

Not Applicable



Total Expense Ratio (As on month end)

TER specified are the actual expenses charged (i.e. effective rate) as at the end of the month.

Direct Plan : Total TER = 0.15%

{Base TER 0.14% (Inclusive of 0.063% Management Fees & 0.077% Other Expenses) + 0.01% GST (18% GST on 0.063% Management Fees)}

Regular Plan – Total TER = 0.25%

{Base TER 0.24% (Inclusive of 0.063% Management Fees & 0.077% Other Expenses & 0.10% Distributor Commission) + 0.01% GST (18% GST on 0.063% Management Fees)}



Benchmark Index

Crisil Liquid Fund Index



Minimum Application Amount (Under each Option)

Growth Option: ₹ 5,000/- and in multiples of ₹ 1/- thereafter.
Monthly Income Distribution cum Capital Withdrawal (IDCW) Option: ₹ 10,000/- and in multiples of ₹ 1/- thereafter.
Daily Income Distribution cum Capital Withdrawal Reinvestment Option: ₹ 1,00,000/- and in multiples of ₹ 1/- thereafter. Additional Investment: ₹ 500/- and in multiples of ₹ 1/- thereafter /50 units (For all options)

QUANTUM LIQUID FUND

An Open Ended Liquid Scheme

★ Scheme Features



Investment Options

Growth, Daily Reinvestment of Income Distribution Cum Capital Withdrawal (IDCW) Option & Monthly Income Distribution cum Capital Withdrawal (IDCW) Option – Two facilities (a) Payout of Income Distribution Cum Capital Withdrawal (IDCW) Facility; and (b) Reinvestment of Income Distribution Cum Capital Withdrawal (IDCW) Facility



Redemption Proceeds

Processed through RTGS/NEFT mode on T+1 basis from the date of transaction where the investor's Bank details are available.

Processed through cheque on T+1 basis from the date of transaction where the required Bank details of investor are not available



Exit Load

For complete details on Exit Load please refer page no. 5

Weighted Average Maturity as on May 31, 2021

Weighted Average Maturity	Days
At the end of the month	53
Average during the month	49
Modified Duration	51
Macaulay's Duration	51

Brokerages & Commissions Details

Brokerages on Investments for May 2021	NIL
Distributor commissions paid during May 2021	₹36,053.60
Portfolio yield	3.35%

NAV (as on May 31, 2021)	Direct Plan (₹/Unit)	Regular Plan (₹/Unit)
Daily IDCW Option	10.0060	10.0010
Monthly IDCW Option	10.0134	10.0101
Growth Option	27.9286	27.8471

AUM ₹(In Crores)

(as on May 31, 2021)

Average AUM*	Absolute AUM
561.54	587.46

*Cumulative Daily AUM / No of days in the month

The mentioned Tax Rates shall be increased by applicable surcharge, If any, Health and Education Cess @ 4% where ever as applicable. Equity oriented schemes will also attract Securities Transaction Tax (STT) @ 0.001% at the time of redemption and switch to other schemes.

Stamp Duty applicable on Investors subscription unit transactions including Switch in as per the rate mentioned in the Amendments to Indian Stamp Act,1899

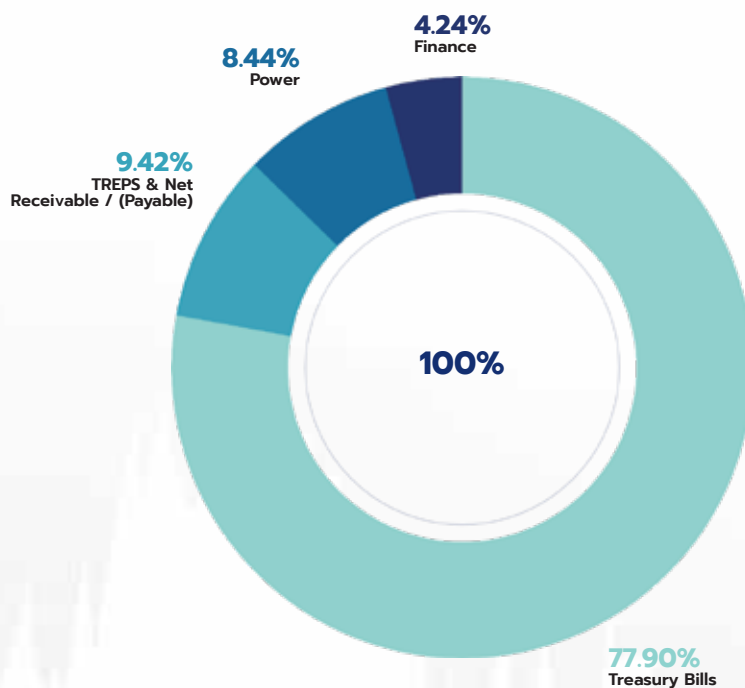
TRANSACTION CHARGES: No Transaction Charges shall be deducted from the investment amount for applications received in the Regular Plan.

Income Distribution History - Monthly IDCW	Gross IDCW per unit (Rs.)	
	Direct Plan	Regular Plan
	Individual/Non Individual	Individual/Non Individual
25-Mar-21	0.02389177	0.02305539
26-Apr-21	0.02746731	0.02659072
25-May-21	0.02407444	0.02349935

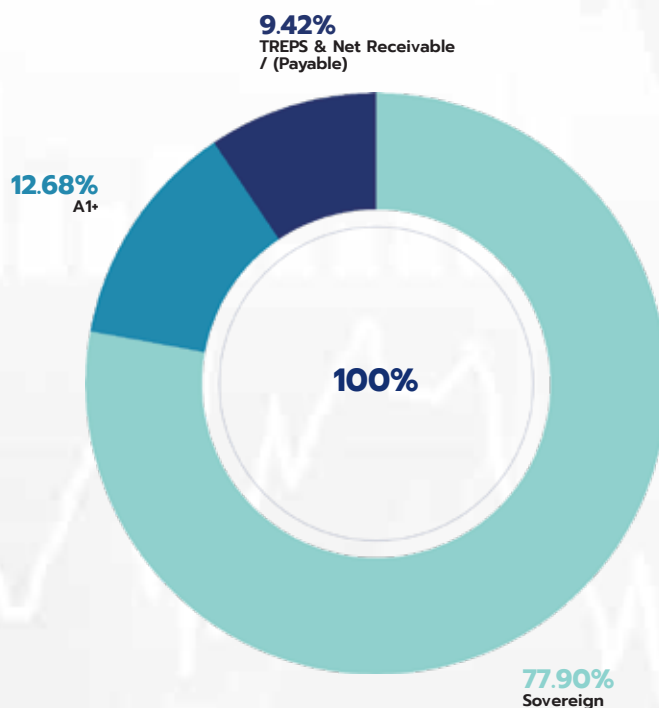
*Investors are paid IDCW post deduction of TDS on Gross IDCW as applicable as per Finance Act 2020

Asset Allocation & Rating Profile (% of Net Assets) as on May 31, 2021

Treasury Bills	77.90%
TREPS & Net Receivable / (Payable)	9.42%
Power	8.44%
Finance	4.24%
Total	100.00%



Sovereign	77.90%
A1+	12.68%
TREPS & Net Receivable / (Payable)	9.42%
Total	100.00%



The Scheme is managed by **Mr. Pankaj Pathak**.

Mr. Pankaj Pathak is the Fund Manager managing the scheme since **March 01, 2017**.

For other Schemes Managed by Mr. Pankaj Pathak please see page no. 6


Performance of the Scheme
Direct Plan
Quantum Liquid Fund - Direct Plan - Growth Option

Period	Scheme Returns (%)	Benchmark Crisil Liquid Fund Index Returns (%)	Additional Benchmark Crisil 1 year T-bill Index Returns (%)	Current Value ₹10,000 Invested at the beginning of a given period		
				Scheme (₹)	Benchmark Crisil Liquid Fund Index (Rs.)	Additional Benchmark Crisil 1 year T-bill Index (Rs.)
Since Inception (07th Apr 2006)	7.01%	7.12%	6.31%	27,929	28,357	25,271
May 31, 2011 to May 31, 2021 (10 years)**	7.02%	7.44%	6.98%	19,716	20,503	19,649
May 30, 2014 to May 31, 2021 (7 years)**	6.19%	6.86%	6.87%	15,230	15,917	15,934
May 31, 2016 to May 31, 2021 (5 years)**	5.48%	6.26%	6.39%	13,059	13,552	13,631
May 31, 2018 to May 31, 2021 (3 years)**	4.99%	5.83%	6.47%	11,576	11,855	12,071
May 31, 2020 to May 31, 2021 (1 year)**	3.09%	3.78%	3.60%	10,309	10,378	10,360
April 30, 2021 to May 31, 2021 (1 month)*	3.08%	3.47%	3.45%	10,026	10,029	10,029
May 16, 2021 to May 31, 2021 (15 days)*	3.10%	3.59%	3.46%	10,013	10,015	10,014
May 24, 2021 to May 31, 2021 (7 days)*	3.18%	3.64%	3.75%	10,006	10,007	10,007

Past performance may or may not be sustained in the future.

Different Plans shall have a different expense structure.

Refer to the section "GIPS Compliance" on Page no. 6 for GIPS related disclosure.

*Simple Annualized.

**Returns for 1 year and above period are calculated on the basis of Compounded Annualized Growth Rate (CAGR).

Returns are net of total expenses.


Performance of the Scheme
Regular Plan
Quantum Liquid Fund - Regular Plan - Growth Option

Period	Scheme Returns (%)	Benchmark Crisil Liquid Fund Index Returns (%)	Additional Benchmark Crisil 1 year T-bill Index Returns (%)	Current Value ₹10,000 Invested at the beginning of a given period		
				Scheme (₹)	Benchmark Crisil Liquid Fund Index (Rs.)	Additional Benchmark Crisil 1 year T-bill Index (Rs.)
Since Inception (01st Apr 2017)	5.23%	6.11%	6.24%	12,366	12,805	12,871
May 31, 2018 to May 31, 2021 (3 years)**	4.91%	5.83%	6.47%	11,549	11,855	12,071
May 31, 2020 to May 31, 2021 (1 year)**	2.99%	3.78%	3.60%	10,299	10,378	10,360
April 30, 2021 to May 31, 2021 (1 month)*	2.98%	3.47%	3.45%	10,025	10,029	10,029
May 16, 2021 to May 31, 2021 (15 days)*	3.00%	3.59%	3.46%	10,012	10,015	10,014
May 24, 2021 to May 31, 2021 (7 days)*	3.09%	3.64%	3.75%	10,006	10,007	10,007

Past performance may or may not be sustained in the future.

Different Plans shall have a different expense structure.

Refer to the section "GIPS Compliance" on Page no. 6 for GIPS related disclosure.

*Simple Annualized.

**Returns for 1 year and above period are calculated on the basis of Compounded Annualized Growth Rate (CAGR).

Returns are net of total expenses.

Exit Load:

Investor Exit Upon Subscription	% of Exit Load
Day 1	0.0070%
Day 2	0.0065%
Day 3	0.0060%
Day 4	0.0055%
Day 5	0.0050%
Day 6	0.0045%
Day 7 Onwards	NIL

Note: Redemption / Switched Outs will be done on First in First out (FIFO) basis.

The above mentioned Exit Load shall be equally applicable to Systematic Withdrawal Plan (SWP), Systematic Transfer Plan (STP) and Switches including existing installment of existing SIPs/ STPs / SWPs falling due after the effective date.

However, no exit load will be charged for switching between option / plan within the scheme.



Portfolio as on May 31, 2021 QUANTUM LIQUID FUND

Name of Instrument	Rating	Residual Maturity (in days)	Market Value (₹ in Lakhs)	% to Net Assets	Yield to Maturity
DEBT INSTRUMENTS					
A. Listed /Awaiting listing on Stock Exchanges		NIL	NIL	NIL	
B. Privately Placed/Unlisted		NIL	NIL	NIL	
C. Securitized Debt Instruments		NIL	NIL	NIL	
Total of Debt Instruments			0.00	0.00%	
MONEY MARKET INSTRUMENTS					
A. Treasury Bills (T-Bill)					
1. 91 Days Tbill (MD 22/07/2021)	Sovereign	52	9,953.41	16.94%	3.35%
2. 91 Days Tbill (MD 29/07/2021)	Sovereign	59	9,947.05	16.93%	3.35%
3. 91 Days Tbill (MD 26/08/2021)	Sovereign	87	6,944.55	11.82%	3.39%
4. 91 Days Tbill (MD 15/07/2021)	Sovereign	45	4,980.07	8.48%	3.32%
5. 91 Days Tbill (MD 05/08/2021)	Sovereign	66	4,473.12	7.61%	3.38%
6. 364 Days Tbill (MD 10/06/2021)	Sovereign	10	2,498.00	4.25%	3.25%
7. 91 Days Tbill (MD 08/07/2021)	Sovereign	38	2,491.62	4.24%	3.32%
8. 91 Days Tbill (MD 13/08/2021)	Sovereign	74	2,483.31	4.23%	3.36%
9. 91 Days Tbill (MD 03/06/2021)	Sovereign	3	999.82	1.70%	3.30%
10. 182 Days Tbill (MD 17/06/2021)	Sovereign	17	998.56	1.70%	3.30%
Total of T-Bill			45,769.51	77.90%	
B. Commercial Papers (CP)					
1. NTPC Ltd CP (MD 24/08/2021)	ICRA A1+	85	4,960.56	8.44%	3.46%
2. National Bank For Agri & Rural CP (MD 20/07/2021)	ICRA A1+	50	2,488.38	4.24%	3.48%
Total of CPs			7,448.94	12.68%	
C. TREPS*			5,495.47	9.35%	3.23%
Total of Money Market Instruments			58,713.92	99.93%	
Net Receivable/(payable)			32.43	0.07%	
Grand Total			58,746.35	100.00%	

* Cash & Cash Equivalents

GIPS Compliance

- A) Quantum Asset Management Company Pvt. Ltd. claims compliance with the Global Investment Performance Standards (GIPS®). GIPS® is a registered trademark of CFA Institute. CFA Institute does not endorse or promote this organization, nor does it warrant the accuracy or quality of the content contained herein.
- B) Indian Rupee (INR) is the currency used to express performance and other statistics.
- C) As per the SEBI Guidelines, in case of liquid fund, returns for the period of 7 days, 15 days and 1 month are to be provided using simple annualized method of calculating return. The SEBI requirements to provide such returns using simple annualized method of calculating returns are different from the GIPS requirements, which does not allow annualization of returns for periods less than one year

PERFORMANCE OF THE FUNDS MANAGED BY PANKAJ PATHAK

QUANTUM DYNAMIC BOND FUND

Mr. Pankaj Pathak is the Fund Manager managing the scheme since March 01, 2017.

Period	May 29, 2020 to May 31, 2021 (1 year)		May 31, 2018 to May 31, 2021 (3 years)		May 31, 2016 to May 31, 2021 (5 years)	
	Scheme Return (%)	Crisil Composite Bond Fund Index Returns# (%)	Scheme Return (%)	Crisil Composite Bond Fund Index Returns# (%)	Scheme Return (%)	Crisil Composite Bond Fund Index Returns# (%)
Quantum Dynamic Bond Fund - Direct Plan - Growth Option	4.80%	6.20%	8.81%	9.94%	8.49%	8.59%
Quantum Dynamic Bond Fund - Regular Plan - Growth Option	4.67%	6.20%	8.68%	9.94%	NA	NA

Past performance may or may not be sustained in the future.


#Benchmark returns.

Returns are net of total expenses and are calculated on the basis of Compounded Annualized Growth Rate (CAGR)

Different Plans shall have different expense structure.

Mr. Pankaj Pathak manages 2 schemes of the Quantum Mutual Fund.

Product Labeling

Name of the Scheme	This product is suitable for investors who are seeking*	Riskometer
Quantum Liquid Fund (An Open Ended Liquid Scheme)	<ul style="list-style-type: none"> Income over the short term Investments in debt / money market instruments. 	 <p>Investors understand that their principal will be at Low Risk</p>

*Investors should consult their financial advisers if in doubt about whether the product is suitable for them. The Risk Level of the Scheme in the Riskometer is based on the portfolio of the scheme as on May 31, 2021.

Tax on Capital Gains#	Resident Individuals & HUF	FII's / Overseas Financial Organisations	Partnership Firm	Non Resident Indians	Indian Companies	Foreign Companies
Long Term	20% with Indexation	10% without Indexation	20% with Indexation	10% without Indexation (on transfer of long term capital assets being unlisted securities)	20% with Indexation	10% without Indexation (on transfer of long term capital assets being unlisted securities)
Short Term	Maximum 30%	30%	30%	Maximum 30%	30%	40%

#The mentioned Tax Rates shall be increased by applicable surcharge, If any, Health and Education Cess @ 4% where ever as applicable.

Equity oriented schemes will also attract Securities Transaction Tax (STT) @ 0.001% at the time of redemption and switch to other schemes.

Stamp Duty applicable on Investors subscription unit transactions including Switch in as per the rate mentioned in the Amendments to Indian Stamp Act,1899

TRANSACTION CHARGES: No Transaction Charges shall be deducted from the investment amount for applications received in the Regular Plan.