

QUANTUM ESG BEST IN CLASS STRATEGY FUND

An Open-ended equity scheme investing in companies following Environment, Social and Governance (ESG) theme assessed through a Best In Class Strategy

Investment Objective

The Investment Objective of the scheme is to achieve long-term capital appreciation by investing in share of companies identified based on the Environment, Social and Governance (ESG) theme following Best in Class Strategy.

There is no assurance that the Investment Objective of the Scheme will be achieved.

★ Scheme Features



Fund Manager

Mr. Chirag Mehta
Work experience: 19 years.

Ms. Sneha Joshi
Work experience: 9 years.
Both have been managing the fund since July 12, 2019.



Category of Scheme

Thematic Scheme



Inception Date (Date of Allotment)

July 12, 2019



Declaration of Net Asset Value (NAV)

Every Business Day



Entry / Sales Load

Not Applicable



Total Expense Ratio (As on month end)

TER specified are the actual expenses charged (i.e. effective rate) as at the end of the month.

Direct Plan – Total TER = 0.84%
Regular Plan – Total TER = 2.09%



Benchmark Index

Tier I Benchmark - Nifty 100 ESG Total Return Index



Minimum Application Amount (Under each Option)

Purchase: ₹500/- and in multiples of ₹1/- thereafter.
Additional Purchase: ₹500/- and in multiples of ₹1/- thereafter.



Investment Options

Growth

Note: Name of Quantum India ESG Equity Fund has been changed to Quantum ESG Best In Class Strategy Fund effective from 1st February, 2024.

QUANTUM ESG BEST IN CLASS STRATEGY FUND

An Open-ended equity scheme investing in companies following Environment, Social and Governance (ESG) theme assessed through a Best In Class Strategy

Key Statistics

^^Standard Deviation 11.52%

^^Beta 0.80

^^Sharpe Ratio 0.73

Weighted Average ESG Score of the Scheme 70.21

SEBI Registered ESG Rating Provider (ERP)
Name is Stakeholders Empowerment Services (SES)

Brokerages & Commissions Details

Brokerages on Investments for February 2024 ₹82,726.28

Distributor commissions paid during February 2024 ₹1,95,571.60

Portfolio Turnover Ratio (Last one year): 18.94%

★ Scheme Features



Redemption Proceeds

Processed through RTGS/NEFT mode on T+2 basis from the date of transaction where the investor's Bank details are available.

Processed through cheque on T+2 basis from the date of transaction where the required Bank details of investor are not available.



Exit Load

For complete details on Exit Load please refer page no. 4



Taxation[#]

The amount of Long Term Capital Gain in excess of Rs 1,00,000/- in a year will be taxable @ 10%. Tax on Short Term Capital Gains - 15%.

NAV (as on February 29, 2024)	Direct Plan (₹/Unit)	Regular Plan (₹/Unit)
Growth Option	21.98	21.22

AUM ₹(In Crores)

(as on February 29, 2024)

Average AUM*
82.76

Absolute AUM
77.96

*Cumulative Daily AUM / No of days in the month

[#]The mentioned Tax Rates shall be increased by applicable surcharge, If any, Health and Education Cess @ 4% where ever as applicable. Equity oriented schemes will also attract

Securities Transaction Tax (STT) @ 0.001% at the time of redemption and switch to other schemes.

Stamp Duty applicable on Investors subscription unit transactions including Switch in as per the rate mentioned in the Amendments to Indian Stamp Act,1899

TRANSACTION CHARGES: No Transaction Charges shall be deducted from the investment amount for applications received in the Regular Plan.

Brokerage and STT have been expensed out of the Scheme.

Note: Name of Quantum India ESG Equity Fund has been changed to Quantum ESG Best In Class Strategy Fund effective from 1st February, 2024.



The Scheme is managed by **Mr. Chirag Mehta and Ms. Sneha Joshi**

Mr. Chirag Mehta is the Fund Manager and **Ms. Sneha Joshi** is the Associate Fund Manager managing the scheme since **July 12, 2019**.

For other Schemes Managed by Mr. Chirag Mehta please see page no. 6



Performance of the Scheme

Direct Plan

Quantum ESG Best In Class Strategy Fund - Direct Plan

Period	Scheme Returns (%)	Tier I - Benchmark [#] Returns (%)	Additional Benchmark Returns (%) ^{##}	Current Value ₹10,000 Invested at the beginning of a given period		
				Scheme Returns (₹)	Tier I - Benchmark [#] Returns (₹)	Additional Benchmark Returns (₹) ^{##}
Since Inception (12th Jul 2019)	18.49%	17.72%	15.82%	21,980	21,320	19,768
February 26, 2021 to February 29, 2024 (3 years)	15.55%	16.09%	15.21%	15,446	15,665	15,312
February 28, 2023 to February 29, 2024 (1 year)	32.07%	36.14%	24.51%	13,217	13,625	12,458

[#]NIFTY100 ESG TRI, ^{##}S&P BSE Sensex TRI.

Past performance may or may not be sustained in the future. Load is not taken into consideration in Scheme returns calculation.

Different Plans shall have a different expense structure.

Refer to the section "GIPS Compliance" on Page no. 6 for GIPS related disclosure.

Returns are net of total expenses and are calculated on the basis of Compounded Annualized Growth Rate (CAGR)

Note: Name of Quantum India ESG Equity Fund has been changed to Quantum ESG Best In Class Strategy Fund effective from 1st February, 2024.



Performance of the Scheme

Regular Plan

Quantum ESG Best In Class Strategy Fund - Regular Plan

Period	Scheme Returns (%)	Tier I - Benchmark [#] Returns (%)	Additional Benchmark Returns (%) ^{##}	Current Value ₹10,000 Invested at the beginning of a given period		
				Scheme Returns (₹)	Tier I - Benchmark [#] Returns (₹)	Additional Benchmark Returns (₹) ^{##}
Since Inception (12th Jul 2019)	17.60%	17.72%	15.82%	21,220	21,320	19,768
February 26, 2021 to February 29, 2024 (3 years)	14.58%	16.09%	15.21%	15,060	15,665	15,312
February 28, 2023 to February 29, 2024 (1 year)	30.73%	36.14%	24.51%	13,083	13,625	12,458

[#]NIFTY100 ESG TRI, ^{##}S&P BSE Sensex TRI.

Past performance may or may not be sustained in the future. Load is not taken into consideration in Scheme returns calculation.

Different Plans shall have a different expense structure.

Refer to the section "GIPS Compliance" on Page no. 6 for GIPS related disclosure.

Returns are net of total expenses and are calculated on the basis of Compounded Annualized Growth Rate (CAGR)

Regular Plan was launched on 12th July 2019.

Note: Name of Quantum India ESG Equity Fund has been changed to Quantum ESG Best In Class Strategy Fund effective from 1st February, 2024.

SIP Performance as on February 29, 2024

	Total Amount Invested (₹'000)	Mkt Value as on Feb 29, 24 (₹'000)	Tier I - Benchmark# Returns (₹'000)	Additional Benchmark Returns (₹'000)##	Returns (XIRR*) (%)	Tier I - Benchmark# Returns (%)	Additional Benchmark Returns (%)##
SIP Since Inception	550	860	853	824	19.79%	19.44%	17.86%
3 Years SIP	360	462	460	451	17.00%	16.74%	15.36%
1 Year SIP	120	140	142	134	33.28%	37.27%	23.68%

#NIFTY100 ESG TRI, ##S&P BSE Sensex TRI.

Past performance may or may not be sustained in the future. The above SIP performance is for Quantum ESG Best In Class Strategy Fund - Direct plan - Growth option. Load is not taken into consideration using applicable NAV on the SIP day (5th of every month). Return on SIP and Benchmark are annualized and compounded investment return for cash flows resulting out of uniform and regular monthly subscriptions as on 5th day of every month (in case 5th is a non-Business Day, then the next Business Day) and have been worked out using the Excel spreadsheet function known as XIRR. XIRR calculates the internal rate of return for series of cash flow. Assuming ₹ 10,000 invested every month on 5th day of every month (in case 5th is a non-Business Day, then the next Business Day), and since inception returns from SIP are annualized and compounded investment return computed on the assumption that SIP installments were received across the time periods from the start date of SIP.

Returns are net of total expenses

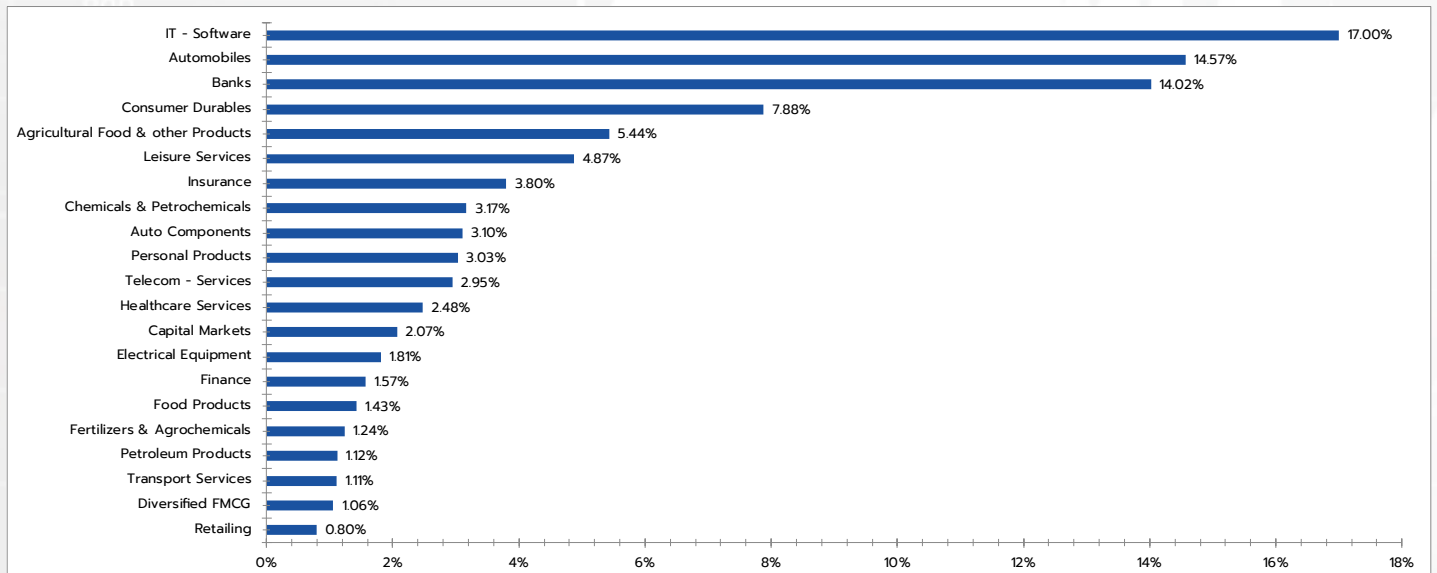
*XIRR - XIRR calculates the internal rate of return to measure and compare the profitability of series of investments.

Exit Load:

Provisions	% of Exit Load
10% of units If redeemed or switched out on or before 365 days from the date of allotment	NIL
Remaining 90% of units if redeemed or switched out on or before 365 days from the date of allotment	1%
If redeemed or switched out after 365 days from the date of allotment	NIL

Note: Redemptions / Switch outs of units will be done on First In First Out (FIFO) basis. The above mentioned load structure shall be equally applicable to the special facilities such as Systematic Withdrawal Plan (SWP) / Systematic Transfer Plan (STP) and Switches etc. However, no load shall be charged for switching between option / plan within the Scheme.

Industry Allocation (% of Net Assets) as on February 29, 2024





Portfolio as on February 29, 2024

QUANTUM ESG BEST IN CLASS STRATEGY FUND

Name of Instrument	Industry	Quantity	Market/ Fair Value (₹ in Lakhs)	% to Net Assets	ESG Scores
EQUITY & EQUITY RELATED					
a. Listed / Awaiting listing on Stock Exchanges					
1. TVS Motor Company Limited	Automobiles	18,302	39152	5.02%	72.60
2. The Indian Hotels Company Limited	Leisure Services	64,775	380.03	4.87%	75.70
3. HDFC Bank Limited	Banks	22,408	314.47	4.03%	79.80
4. Tata Consumer Products Limited	Agricultural Food & other Products	23,086	274.73	3.52%	66.30
5. Maruti Suzuki India Limited	Automobiles	2,119	239.20	3.07%	68.50
6. Infosys Limited	IT - Software	14,230	238.20	3.06%	82.40
7. Tata Consultancy Services Limited	IT - Software	5,790	237.11	3.04%	73.80
8. Tata Communications Limited	Telecom - Services	11,957	229.96	2.95%	68.40
9. ICICI Bank Limited	Banks	19,872	209.09	2.68%	76.60
10. Axis Bank Limited	Banks	17,326	186.27	2.39%	81.60
11. Bosch Limited	Auto Components	650	185.84	2.38%	70.00
12. Wipro Limited	IT - Software	35,517	184.19	2.36%	81.00
13. Persistent Systems Limited	IT - Software	2,044	176.40	2.26%	72.40
14. Tata Motors Limited	Automobiles	17,740	168.57	2.16%	76.90
15. ICICI Prudential Life Insurance Company Limited	Insurance	31,219	166.29	2.13%	77.30
16. IndusInd Bank Limited	Banks	11,263	166.12	2.13%	80.40
17. HCL Technologies Limited	IT - Software	9,881	164.41	2.11%	79.60
18. Havells India Limited	Consumer Durables	10,460	160.18	2.05%	72.70
19. Kotak Mahindra Bank Limited	Banks	9,292	156.98	2.01%	82.30
20. Marico Limited	Agricultural Food & other Products	28,691	149.94	1.92%	74.80
21. Tata Chemicals Limited	Chemicals & Petrochemicals	15,097	141.79	1.82%	71.90
22. Thermax Limited	Electrical Equipment	3,887	141.38	1.81%	67.10
23. Syngene International Limited	Healthcare Services	19,849	140.14	1.80%	76.20
24. HDFC Life Insurance Company Limited	Insurance	22,433	130.56	1.67%	74.80
25. Voltas Limited	Consumer Durables	11,637	129.07	1.66%	76.20
26. Tech Mahindra Limited	IT - Software	9,863	125.64	1.61%	81.00
27. Titan Company Limited	Consumer Durables	3,387	122.76	1.57%	74.00
28. Godrej Consumer Products Limited	Personal Products	9,739	122.49	1.57%	74.80
29. Bajaj Finance Limited	Finance	1,883	122.31	1.57%	76.10
30. Coforge Limited	IT - Software	1,832	120.07	1.54%	69.00
31. Colgate Palmolive (India) Limited	Personal Products	4,494	113.55	1.46%	73.50
32. Nestle India Limited	Food Products	4,291	111.40	1.43%	74.20
33. Mahindra & Mahindra Limited	Automobiles	5,444	105.20	1.35%	72.40
34. Vinati Organics Limited	Chemicals & Petrochemicals	6,300	104.90	1.35%	59.80
35. Rallis India Limited	Fertilizers & Agrochemicals	39,015	96.74	1.24%	73.50
36. Central Depository Services (India) Limited	Capital Markets	4,932	94.55	1.21%	77.20
37. Castrol India Limited	Petroleum Products	41,879	87.28	1.12%	67.80
38. Bajaj Auto Limited	Automobiles	1,103	87.24	1.12%	67.70
39. Mahindra Logistics Limited	Transport Services	20,390	86.59	1.11%	69.90
40. Hindustan Unilever Limited	Diversified FMCG	3,433	82.81	1.06%	72.20
41. Hero MotoCorp Limited	Automobiles	1,810	80.12	1.03%	77.00
42. Mphasis Limited	IT - Software	3,042	79.62	1.02%	75.10
43. Crompton Greaves Consumer Electricals Limited	Consumer Durables	26,861	78.17	1.00%	71.00
44. Asian Paints Limited	Consumer Durables	2,741	77.35	0.99%	76.10
45. Computer Age Management Services Limited	Capital Markets	2,171	66.70	0.86%	68.80
46. Eicher Motors Limited	Automobiles	1,690	64.09	0.82%	73.20
47. Info Edge (India) Limited	Retailing	1,178	62.05	0.80%	70.60
48. The Federal Bank Limited	Banks	40,517	60.94	0.78%	81.10
49. Sundram Fasteners Limited	Auto Components	5,208	55.75	0.72%	67.30
50. Dr. Lal Path Labs Limited	Healthcare Services	2,265	53.27	0.68%	71.30
51. Kansai Nerolac Paints Limited	Consumer Durables	16,300	47.20	0.61%	71.40
b. Unlisted			NIL	NIL	
Total of all Equity			7,37123	94.52%	
MONEY MARKET INSTRUMENTS					
a) TREPS			438.36	5.62%	

Net Receivable/(payable)	-13.56	-0.14%
Grand Total	7,796.03	100.00%

GIPS Compliance

A) Quantum Asset Management Company Pvt. Ltd. claims compliance with the Global Investment Performance Standards (GIPS®). GIPS® is a registered trademark of CFA Institute. CFA Institute does not endorse or promote this organization, nor does it warrant the accuracy or quality of the content contained herein.

B) Indian Rupee (INR) is the currency used to express performance and other statistics.

PERFORMANCE OF THE FUNDS MANAGED BY CHIRAG MEHTA

QUANTUM MULTI ASSET FUND OF FUNDS

Mr. Chirag Mehta is managing the scheme since July 11, 2012.

Period	February 28, 2023 to February 29, 2024 (1 year)		February 26, 2021 to February 29, 2024 (3 years)		February 28, 2019 to February 29, 2024 (5 years)	
	Scheme Return (%)	Tier I - Benchmark# Returns (%)	Scheme Return (%)	Tier I - Benchmark# Returns (%)	Scheme Return (%)	Tier I - Benchmark# Returns (%)
Quantum Multi Asset Fund of Funds - Direct Plan - Growth Option	16.72%	16.46%	9.74%	10.78%	10.01%	12.00%
Quantum Multi Asset Fund of Funds - Regular Plan - Growth Option	16.28%	16.46%	9.33%	10.78%	9.65%	12.00%

Past performance may or may not be sustained in the future. Load is not taken into consideration in Scheme Return Calculation.

#CRISIL Dynamic Bond A-III Index (20%) + CRISIL Liquid Debt A-I Index (25%) + Nifty 50 TRI (40%) + Domestic price of Gold (15%). w.e.f. April 3, 2023, benchmark of the scheme has been changed.

It is a customized index and it is rebalanced daily.

Returns are net of total expenses and are calculated on the basis of Compounded Annualized Growth Rate (CAGR).

Different Plans shall have different expense structure.

Mr. Chirag Mehta manages 5 schemes of the Quantum Mutual Fund.

QUANTUM EQUITY FUND OF FUNDS

Mr. Chirag Mehta is managing the scheme since November 01, 2013.

Period	February 28, 2023 to February 29, 2024 (1 year)		February 26, 2021 to February 29, 2024 (3 years)		February 28, 2019 to February 29, 2024 (5 years)	
	Scheme Return (%)	Tier I - Benchmark# Returns (%)	Scheme Return (%)	Tier I - Benchmark# Returns (%)	Scheme Return (%)	Tier I - Benchmark# Returns (%)
Quantum Equity Fund of Funds - Direct Plan - Growth Option	33.47%	37.17%	16.42%	18.51%	16.15%	18.40%
Quantum Equity Fund of Funds - Regular Plan - Growth Option	33.15%	37.17%	16.14%	18.51%	15.87%	18.40%

Past performance may or may not be sustained in the future. Load is not taken into consideration in Scheme Return Calculation.

#S&P BSE 200 TRI.

Returns are net of total expenses and are calculated on the basis of Compounded Annualized Growth Rate (CAGR).

Different Plans shall have different expense structure.

Mr. Chirag Mehta manages 5 schemes of the Quantum Mutual Fund.

QUANTUM GOLD SAVINGS FUND

Mr. Chirag Mehta is managing the scheme since May 19, 2011.

Period	February 28, 2023 to February 29, 2024 (1 year)		February 26, 2021 to February 29, 2024 (3 years)		February 28, 2019 to February 29, 2024 (5 years)	
	Scheme Return (%)	Tier I - Benchmark# Returns (%)	Scheme Return (%)	Tier I - Benchmark# Returns (%)	Scheme Return (%)	Tier I - Benchmark# Returns (%)
Quantum Gold Savings Fund - Direct Plan - Growth Option	11.18%	11.91%	9.36%	10.60%	12.19%	13.18%
Quantum Gold Savings Fund - Regular Plan - Growth Option	11.02%	11.91%	9.19%	10.60%	12.05%	13.18%

Past performance may or may not be sustained in the future.

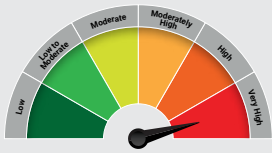
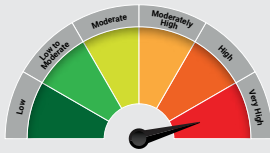
#Domestic Price of Gold.

Returns are net of total expenses and are calculated on the basis of Compounded Annualized Growth Rate (CAGR).

Different Plans shall have different expense structure.

Mr. Chirag Mehta manages 5 Schemes of the Quantum Mutual Fund.

Product Labeling

Name of the Scheme & Tier I Benchmark	This product is suitable for investors who are seeking*	Risk-o-meter of Scheme	Risk-o-meter of Tier I Benchmark
<p>Quantum ESG Best In Class Strategy Fund</p> <p>(An Open-ended equity scheme investing in companies following Environment, Social and Governance (ESG) theme assessed through a Best In Class Strategy)</p> <p>Tier I Benchmark: NIFTY100 ESG TRI</p>	<ul style="list-style-type: none"> Long term capital appreciation Invests in shares of companies that meet Quantum's Environment, Social, Governance (ESG) criteria 	 <p>Investors understand that their principal will be at Very High Risk</p>	

*Investors should consult their financial advisers if in doubt about whether the product is suitable for them.

^^ Note:

Since the scheme has not completed 3 years data will not be available.

Name of Quantum India ESG Equity Fund has been changed to Quantum ESG Best In Class Strategy Fund effective from 1st February, 2024.