











# MONTHLY FACTSHEET

## MARCH 2024



 /QuantumAMC    /QuantumAMC    /QuantumAMC    /QuantumMF    /QuantumAMC

 /Quantum-Mutual-Fund    /QuantumMutualFund    /Quantum-Mutual-Funds

Mutual Fund investments are subject to market risks, read all scheme related documents carefully.

# Index

Contents	Page No.
Quantum's View	03
Quantum Small Cap Fund - QSCF	09
Quantum Long Term Equity Value Fund - QLTEVF	13
Quantum ELSS Tax Saver Fund - QETSF	19
Quantum Multi Asset Allocation Fund - QMAAF	25
Quantum Equity Fund Of Funds - QEFOF	29
Quantum ESG Best In Class Strategy Fund - QEBICSF	35
Quantum Liquid Fund - QLF	42
Quantum Dynamic Bond Fund - QDBF	48
Quantum Gold Savings Fund - QGSF	53
Quantum Multi Asset Fund Of Funds - QMAFOF	59
Quantum Nifty 50 ETF Fund of Fund - QNifty50FOF	65
Quantum Gold Fund - QGF	69
Quantum Nifty 50 ETF - QNIFTY	73
Comparison Chart	78
Scheme Features	80
How To Read The Factsheet	93
Statutory Details & Risk Factors	94
Contact Us	94



EQUITY OUTLOOK BY

## Christy Mathai

Fund Manager, Equity

S&P BSE Sensex grew by 1.59% in the month of March 2024. S&P BSE Midcap Index increased by 0.01% & S&P BSE Small cap Index declined by -4.8% respectively. Equities across the globe (except China) did well in March. S&P 500 was up 3.2%, tech heavy Nasdaq 100 Composite Index was up 1.85%; MSCI Emerging Markets Index was up by 1.77% in March.

Near term economic indicators continue to trend well; December quarter GDP print was strong at 8.4% yoy (partly supported by base revision) and as result India is slated to finish FY24 on a strong note. Some of the external rating agencies such as Moody's have upgraded FY24 growth to 8% from 6.6% during the month gone by. Reflecting the economic momentum; tax collection has also continued to trend positively with 11.5% yoy growth in March 24. Latest CAD numbers at 1.2% of GDP for 3qFY24, also point to improving external balances supported by services export. On the inflation front, while trajectory is declining, latest reported CPI inflation number came at 5.1%, mainly due to volatile food inflation. This remains higher than RBI's target range of 4%. Corporate India commentary largely reflects the buoyancy in the economy; the only sore point being lack of consumption pick up especially in rural belt.

Quantum Long Term Equity Value Fund (QLTEVF) saw an increase of 0.28% in its NAV in the month of March 2024; Tier-I benchmark S&P BSE 500 TRI and Tier-II Benchmark S&P BSE 200 TRI increased by 0.86% and 1.47% respectively. Technology and Financials driven by banks were a key drag in our portfolio mainly due to NIM pressures.



## How have the major sectors fared in FY24?



From portfolio actions during FY24, we added to stocks where upside potential remains high and trimmed/exited out of position where upside was low or negative. Some of the key sectors which we added during FY24 are Banking, Cement, Life Insurance, and consumer durable. We exited out completely from an Industrial name, which we had accumulated during covid period and trimmed out of sectors such as Utilities, Auto, Healthcare and select NBFC.

## Where do we find value now?

We continue to remain positive on financial especially private banks. Some of the private banks are trading at decadal low valuation, in a benign credit cycle and should witness reasonable credit growth. Consumer discretionary (Auto-2W) also remain reasonable allocation, although we are trimming in some of these names due to sharp uptick in valuations.

To conclude, our portfolio is well positioned to benefit from cyclical economic upcycle over the medium term with major overweight being Financials and Autos. While there could be uncertainty emerging globally or in India; investors should not be unnerved by the near-term volatility and focus on allocating prudently to equities based on their financial goals. Any sharp correction due to near-term headwinds can offer additional valuation comfort and should be used to allocate more to equities with a long-term perspective.

**Data source: Bloomberg**

Refer page no. 18 for product label of Quantum Long Term Equity Value Fund



DEBT OUTLOOK BY

## Pankaj Pathak

Fund Manager,  
Fixed Income



Indian bond yields were range bound for most of March. The 10-year G-sec traded between 7.04% to 7.08%, broadly tracking the movements in the US treasury yields, ending the month at 7.05% (7.31% for March 2023). While the yields remained more or less unchanged on closing basis, markets did see some heavy buying interest mid-month, pushing the yields to 7.01% levels.

The 10-year US treasury yields hovered in the 4.18% to 4.32% range during the month, ending the month at 4.19%, thus broadly unchanged on closing basis. The swing in the UST yields was broadly in response to the mixed high frequency data sets released during the month, thus influencing the speculations around the timing and quantum of rate cut expectations by the Fed.

Crude oil prices also showed some volatility during the month, with Brent Crude prices moving up from \$84/bbl in Feb end to ~\$88/bbl towards the end of March as the supply/demand outlook tightened and global geopolitical concerns intensified.

**Money market rates, however, surged higher** due to persistent tightness in the liquidity condition. The 3-months Treasury bill yield rose up to end the month at 7.02% for March against 6.89% as of February end. Yield on the short-term money market securities such as commercial paper (CP) / certificate of deposit (CD) moved up as well. At the month end, 3 months maturity AAA PSU papers were trading close to 7.70%-7.85% levels.

**Relative easing in liquidity conditions:** Banking system liquidity eased a little and moved into slight surplus on account of huge government spending towards the end of February. However, liquidity condition began to tighten again towards the third week of March moving into a deficit due to higher tax outflows. This led to the RBI resort to 6 VRR (Variable Rate Repo auctions – a lending tool by the RBI) in which banks showed major participation. Owing to some pick up in government spendings, the daily average liquidity for the month of March 2024 was close to a deficit of ~Rs 38,000 crores against a deficit of ~Rs 1,86,000 crores for the month of February. Much of the prevailing tight liquidity was due to slow pace of government spending in the previous months, leading to accumulation of huge government balances, while the core liquidity (banking system liquidity adjusted for government cash balance) continued to remain in a surplus of around Rs. 2 trillion.

### **Monetary policy outcome and Inflation:**

In the April 2024 meeting, the Monetary policy Committee of the RBI kept the **policy rates unchanged** and maintained the stance as 'withdrawal of accommodation' with a 5:1 majority vote, thus



delivering yet another 'do-nothing policy'. On the liquidity front, the RBI decided to continue with its two-way operations through mix of instruments (VRR and VRRR) for the orderly evolution of money market rates.

While the RBI sought some comfort from falling core inflation and strength in Rabi production and the expectation of a normal monsoon, it continued to **remain cautious on the inflation outlook** in lieu of the evolving food inflation trajectory and its vulnerability to supply side shocks.

The CPI inflation remained flat at 5.1% in February 2024. While the headline CPI inflation has been elevated lately owing to volatility in food prices, the Core CPI, (which excludes food and energy prices) has been declining consistently over the last twelve months (**3.4% y-o-y for February 24**, below RBI's 4% target).

Prevailing elevated crude oil prices do pose a risk to inflation. However, the price passthrough between global crude oil and domestic fuel prices seems to be broken. In contrast to rising crude oil prices, the oil market companies have slashed prices of petrol and diesel by Rs 2 per ltr each. The LPG prices were also reduced by around 11% in March. The full impact of these cuts on inflation is yet to be seen.

The RBI estimates CPI inflation to fall to an average of 4.5% in FY25. We see high probability of a downward surprise to this inflation estimate. In our opinion, the true extent of disinflation is underestimated in the headline CPI numbers owing to volatile food prices. The ex-vegetable CPI, which captures about 94% of total CPI basket, is trending well below 4% now. Based on the current trend, the core CPI (ex-food and fuel) will likely remain below 3.5% for the entire FY25.

Easing inflation pressure should lower the inflation risk premium on bonds by reducing the yield spread on government bonds over the policy repo rate. This in turn can bring down the bond yields even without a rate cut by the RBI. Any increase in the rate cut probabilities would further intensify the downward trend in bond yields.

**Demand – supply dynamics look favorable:** The central government has pegged its gross market borrowing at Rs. 14.1 trillion in FY25. This is Rs. 1.3 trillion lower than the FY24 market borrowing of Rs. 15.4 trillion. Additionally, the H1FY25 borrowing is pegged at Rs. 7.5 trillion or 53% of total bond annual supply. This is significantly lower than the typical trend of around 60% H1 supply. Thus, lower supply shall work in favor of bonds.

On the other hand, the strong demand from FPIs ahead of the global bond index inclusion and other market participants like Pension Funds and Insurance is likely to persist, which is expected to be an added positive for domestic yields.

## Outlook

We hold a positive outlook on the fixed income market considering:

- Favourable demand supply mix in government bonds
- Increasing participation by foreign investors with index inclusion
- Declining Inflation trend
- Possibility of rate cuts by the RBI
- Softening global environment with declining global growth and expectation of rate cuts by major central banks

We expect bond yields to decline over the coming months. With higher starting yield and possibility of decline in bond yields over medium term, return potential of fixed-income funds investing in long duration bonds look good. Long term bonds tend to perform better during falling interest rate environment.

Investors with 2-3 years holding period can consider dynamic bond funds for their fixed income allocation. Dynamic bond funds have flexibility to change the portfolio positioning as per the evolving market conditions. This makes dynamic bond funds better suited for the long-term investors in this volatile macro environment.

Investors with a short-term investment horizon and with little desire to take risks, can invest in liquid funds which invest in government securities and do not invest in private sector companies which carry lower liquidity and higher risk of capital loss in case of default.

**Source: Budget Document , Bloomberg, RBI**

Refer page no. 47 & page no. 52 for product labels of Quantum Liquid Fund & Quantum Dynamic Bond Fund



## Gold Outlook by



**Chirag Mehta**

Chief Investment Officer



**Ghazal Jain**

Fund Manager -  
Alternative Investment

The Fed in its March 20th policy decision kept its key interest rate unchanged and more importantly signalled that it remains on track to cut interest rates by 75 basis points in 2024, easing market concerns of fewer rate cuts amid recent data showing sticky inflation. Markets are now pricing in a greater chance, around 65%, that the Fed will begin cutting interest rates at the June policy meeting, up from 55% before the Fed policy. Both equity markets and gold have rallied in March in response to this dovish hold.

In the quarterly economic projections, the Fed indicated that it sees the US economy growing at 2.1% this year compared to 1.4% expected in December's quarterly projections, and the unemployment rate is seen at 4% in 2024, versus 4.1% anticipated. The Personal Consumption Expenditures Price Index, excluding food and energy, is projected to rise at a 2.6% rate this year, compared to the 2.4% previously predicted. It is clear that the Fed doesn't see the US economy falling into recession and expects inflation to continue to trend toward its 2% goal.

International gold prices moved past the \$2200 barrier for the first time closing the month ~8.80% higher at \$2208 per ounce. Domestic gold prices too rallied close to INR 70,000 levels per 10 grams, up ~7.20% for the month.

The Personal Consumption Expenditures (PCE) Price Index, increased to 2.5% y-o-y in February. The reading met expectations and followed January's 2.4% increase. The Core PCE Price Index rose at an annual pace of 2.8%, in line with the market expectations and slowing from a 2.9% increase reported last month. Following the release, Fed Chair Jerome Powell noted that the data "is along the lines of what we would like to see". While inflation has been slowing, growth is also weakening making a



## QUANTUM'S VIEW FOR MARCH 2024

case for rate cuts a more probable one. US manufacturing sector weakened further in February with the US ISM Manufacturing PMI falling to 47.8, below estimates of 49.5, and 49.1 in January.

While hiring in the US continued at a strong pace in February, it was accompanied by a slowdown in wage growth and an uptick in unemployment. Nonfarm Payrolls in the US rose by 275,000 in February. This surpassed the market expectation of 200,000. The payroll data for December and January was revised down by a combined 167,000. The Unemployment Rate climbed to 3.9% from 3.7% in January. Average Hourly Earnings were up 4.3% on a yearly basis, below the market expectation and January's reading of 4.4%.

All in all, US economic data continues to reaffirm bets for an imminent shift in US monetary policy stance.

While transition to lower interest rates bodes well for gold, much of it seems to have already been priced in. This could limit the upside for the precious metal going forward. Further meaningful upside from these levels can come on the back of a more dovish stance by the US central bank in response to a sharp deceleration in growth or a financial accident - S&P Global has downgraded five regional US banks due to their exposure to commercial real estate which has been struggling with higher borrowing costs and low occupancy rates post the pandemic, meanwhile burgeoning US public debt continues to be a cause for concern with Larry Fink of BlackRock Inc, the world's largest asset manager, recently saying the situation "is more urgent than I can ever remember".

On the other hand, if the Fed doesn't meet the market's expectations with regards to quantum and timing of rate cuts given that inflation continues to be sticky above its target, gold could see some consolidation. Downside will be limited by fundamental backdrop of interest rates peaking, lingering geopolitical conflicts in Russia-Ukraine and the Middle East and strong central bank gold buying.

*Data Sources: World Gold Council.*



# QUANTUM SMALL CAP FUND

An Open Ended-Equity Scheme  
Predominantly Investing in Small Cap  
Stocks

## Investment Objective

The Investment Objective of the Scheme to generate capital appreciation by investing predominantly in Small Cap Stocks.

There is no assurance that the investment objective of the scheme will be achieved.

## ★ Scheme Features



### Fund Manager

#### Mr. Chirag Mehta

Work experience: 19 years. He has been managing this fund effective from November 03, 2023.

#### Mrs. Abhilasha Satale

Work experience: 17 years. She has been managing this fund effective from November 03, 2023.



### Category of Scheme

Small Cap Fund



### Inception Date (Date of Allotment)

November 03, 2023



### Declaration of Net Asset Value (NAV)

Every Business Day



### Entry / Sales Load

Not Applicable



### Total Expense Ratio (As on month end)

TER specified are the actual expenses charged (i.e. effective rate) as at the end of the month.

**Direct Plan – Total TER = 0.60%**

**Regular Plan – Total TER = 2.10%**



### Benchmark Index

S&P BSE 250 Small Cap TRI



### Minimum Application Amount (Under each Option)

Purchase: ₹500/- and in multiples of ₹1/- thereafter.  
Additional Purchase: ₹500/- and in multiples of ₹1/- thereafter/ 50 units.

# QUANTUM SMALL CAP FUND

An Open Ended-Equity Scheme  
Predominantly Investing in Small Cap  
Stocks

## ★ Scheme Features



### Investment Options

Growth



### Redemption Proceeds

Processed through RTGS/NEFT mode on T+2 basis from the date of transaction where the investor's Bank details are available.

Processed through cheque on T+2 basis from the date of transaction where the required Bank details of investor are not available.



### Exit Load

For complete details on Exit Load please refer page no. 11



### Taxation<sup>#</sup>

The amount of Long Term Capital Gain in excess of Rs 1,00,000/- in a year will be taxable @ 10%.

Tax on Short Term Capital Gains - 15%.

NAV (as on March 31, 2024)	Direct Plan (₹/Unit)	Regular Plan (₹/Unit)
Growth Option	10.44	10.37

AUM ₹(In Crores) (as on March 31, 2024)	
Average AUM*	Absolute AUM
40.36	42.02

\*Cumulative Daily AUM / No of days in the month



## Brokerages & Commissions Details

Brokerages on Investments for March 2024 ₹42,415.10

Distributor commissions for March 2024 ₹2,26,411.03

Portfolio Turnover Ratio (Last one year) 0.00%

<sup>#</sup>The mentioned Tax Rates shall be increased by applicable surcharge, If any, Health and Education Cess @ 4% where ever as applicable. Equity oriented schemes will also attract Securities Transaction Tax (STT) @ 0.001% at the time of redemption and switch to other schemes.

Stamp Duty applicable on Investors subscription unit transactions including Switch in as per the rate mentioned in the Amendments to Indian Stamp Act,1899

**TRANSACTION CHARGES:** No Transaction Charges shall be deducted from the investment amount for applications received in the Regular Plan

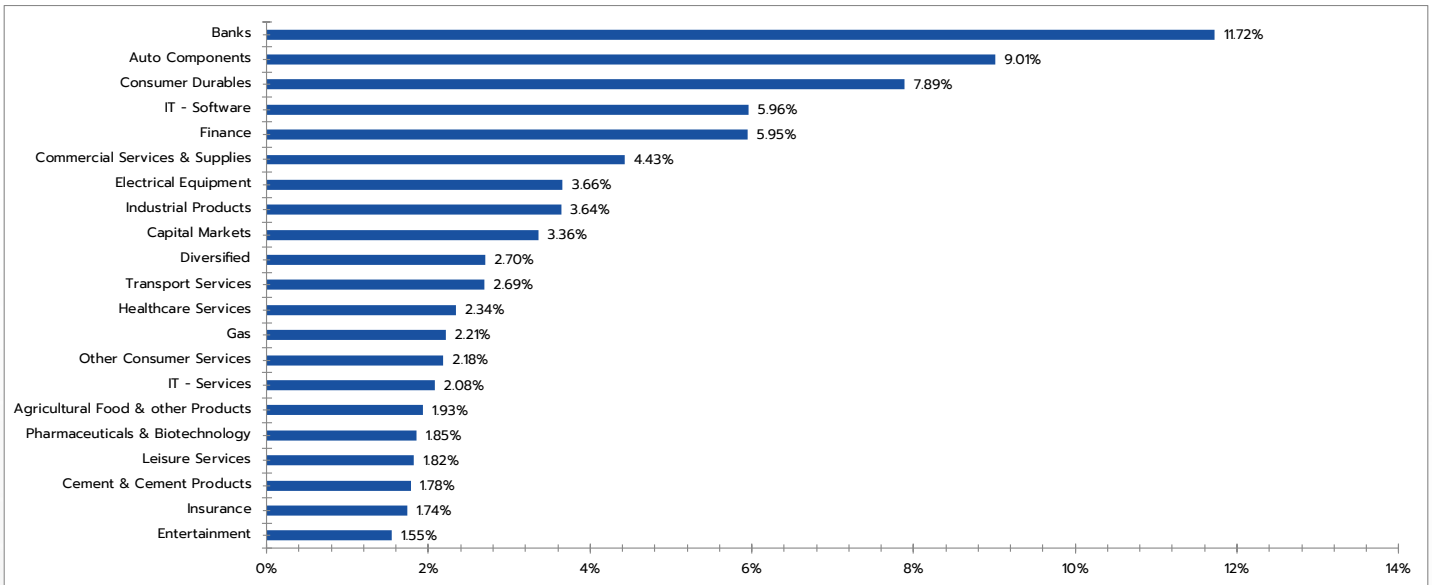
Brokerage and STT have been expensed out of the Scheme.

## Exit Load:

Provisions	% of Exit Load
10% of units If redeemed or switched out on or before 365 days from the date of allotment.	NIL
Remaining 90% of units if redeemed or switched out on or before 365 days from the date of allotment.	1%
If redeemed or switched out after 365 days from the date of allotment.	NIL

Note: Redemptions / Switch outs of units will be done on First In First Out (FIFO) basis. The above-mentioned load structure shall be equally applicable to the special facilities such as Systematic Withdrawal Plan (SWP) / Systematic Transfer Plan (STP) and Switches etc. However, no load shall be charged for switching between option / plan within the Scheme.

## Industry Allocation (% of Net Assets) as on March 31, 2024



Note: The Performance of the Scheme will be disclosed on completion of 6 months since its inception in terms of SEBI Master Circular No. SEBI/HO/IMD/IMD-PoD-1/P/CIR/2023/74 dated May 19, 2023.

## Portfolio as on March 31, 2024 QUANTUM SMALL CAP FUND

Name of Instrument	Industry	Quantity	Market / Fair Value (₹ in Lakhs)	% to NAV
<b>EQUITY &amp; EQUITY RELATED</b>				
<b>A) Listed /Awaiting listing on Stock Exchanges</b>				
1. Godrej Industries Limited	Diversified	14,480	113.30	2.70%
2. CMS Info System Limited	Commercial Services & Supplies	26,697	104.29	2.48%
3. Karur Vysya Bank Limited	Banks	54,938	100.37	2.39%
4. Carysil Limited	Consumer Durables	10,015	98.34	2.34%
5. Gujarat State Petronet Limited	Gas	26,003	92.70	2.21%
6. Equitas Small Finance Bank Limited	Banks	99,052	91.67	2.18%
7. MPS Limited	Other Consumer Services	5,966	91.48	2.18%
8. Sansera Engineering Limited	Auto Components	8,923	90.87	2.16%
9. Sandhar Technologies Limited	Auto Components	17,075	89.65	2.13%
10. CSB Bank Limited	Banks	25,196	89.32	2.13%
11. Crompton Greaves Consumer Electricals Limited	Consumer Durables	33,048	88.40	2.10%
12. Cyient Limited	IT - Services	4,382	87.48	2.08%
13. Kirloskar Pneumatic Company Limited	Industrial Products	12,270	86.88	2.07%
14. Mastek Limited	IT - Software	3,245	82.52	1.96%
15. TeamLease Services Limited	Commercial Services & Supplies	2,993	82.03	1.95%
16. Lumax Industries Limited	Auto Components	3,369	81.25	1.93%
17. CCL Products (India) Limited	Agricultural Food & other Products	13,820	81.03	1.93%
18. Genus Power Infrastructures Limited	Electrical Equipment	34,587	79.65	1.90%
19. Can Fin Homes Limited	Finance	10,512	79.15	1.88%

20. Birlasoft Limited	IT - Software	10,616	78.77	1.87%
21. Eris Lifesciences Limited	Pharmaceuticals & Biotechnology	9,226	77.81	1.85%
22. Craftsman Automation Limited	Auto Components	1,800	77.67	1.85%
23. Lemon Tree Hotels Limited	Leisure Services	58,435	76.29	1.82%
24. V-Guard Industries Limited	Consumer Durables	22,865	75.76	1.80%
25. Computer Age Management Services Limited	Capital Markets	2,560	74.64	1.78%
26. Nuvoco Vistas Corporation Limited	Cement & Cement Products	24,363	74.60	1.78%
27. TD Power Systems Limited	Electrical Equipment	24,909	73.91	1.76%
28. ICICI Prudential Life Insurance Company Limited	Insurance	12,026	73.20	1.74%
29. Mayur Uniquoters Limited	Consumer Durables	15,214	69.33	1.65%
30. HDFC Bank Limited	Banks	4,653	67.37	1.60%
31. IDFC Limited	Finance	59,912	66.32	1.58%
32. UTI Asset Management Company Limited	Capital Markets	8,142	66.19	1.58%
33. EPL Limited	Industrial Products	36,682	65.77	1.57%
34. PVR INOX Limited	Entertainment	4,897	64.95	1.55%
35. InterGlobe Aviation Limited	Transport Services	1,758	62.39	1.48%
36. Krishna Institute Of Medical Sciences Limited	Healthcare Services	3,016	62.11	1.48%
37. Ujjivan Financial Services Limited	Finance	11,829	56.35	1.34%
38. Kotak Mahindra Bank Limited	Banks	2,901	51.80	1.23%
39. Mahindra Logistics Limited	Transport Services	12,394	50.67	1.21%
40. Wipro Limited	IT - Software	10,533	50.57	1.20%
41. IndusInd Bank Limited	Banks	3,106	48.24	1.15%
42. Fusion Micro Finance Limited	Finance	10,387	48.12	1.15%
43. ICICI Bank Limited	Banks	3,981	43.52	1.04%
44. Exide Industries Limited	Auto Components	12,974	39.51	0.94%
45. Infosys Limited	IT - Software	2,608	39.07	0.93%
46. Narayana Hrudayalaya Limited	Healthcare Services	2,811	36.09	0.86%

<b>B) Unlisted</b>	NIL	NIL
<b>Total of all Equity</b>	<b>3,381.40</b>	<b>80.49%</b>
<b>MONEY MARKET INSTRUMENTS</b>		
<b>A) TREPS*</b>	<b>764.82</b>	<b>18.20%</b>
<b>Net Receivable/(payable)</b>	<b>55.95</b>	<b>1.31%</b>
<b>Grand Total</b>	<b>4,202.17</b>	<b>100.00%</b>



\* Cash & Cash Equivalents

## GIPS Compliance

A) Quantum Asset Management Company Pvt. Ltd. claims compliance with the Global Investment Performance Standards (GIPS®). GIPS® is a registered trademark of CFA Institute. CFA Institute does not endorse or promote this organization, nor does it warrant the accuracy or quality of the content contained herein.

B) Indian Rupee (INR) is the currency used to express performance and other statistics.

## Product Labeling

Name of the Scheme & Tier I Benchmark	This product is suitable for investors who are seeking*	Risk-o-meter of Scheme	Risk-o-meter of Tier I Benchmark
Quantum Small Cap Fund (An Open Ended-Equity Scheme Predominantly Investing in Small Cap Stocks) Tier I Benchmark: S&P BSE 250 Small Cap TRI	<ul style="list-style-type: none"> <li>Long term capital appreciation</li> <li>Investment in Small Cap Stock</li> </ul>	 <p>Investors understand that their principal will be at Very High Risk</p>	

\*Investors should consult their financial advisers if in doubt about whether the product is suitable for them.

# QUANTUM LONG TERM EQUITY VALUE FUND

An Open Ended Equity Scheme  
following a Value Investment Strategy

## Investment Objective

To achieve long-term capital appreciation by investing primarily in shares of companies that will typically be included in the S&P BSE 200 Index and are in a position to benefit from the anticipated growth and development of the Indian economy and its markets.

## ★ Scheme Features



### Fund Manager

**Mr. George Thomas**

Work experience: 6 years. He has been managing this fund effective from April 01, 2022.

**Mr. Christy Mathai**

Work experience: 6.6 years. He has been managing this fund effective from November 23, 2022.



### Category of Scheme

Value Fund



### Inception Date (Date of Allotment)

March 13, 2006



### Declaration of Net Asset Value (NAV)

Every Business Day



### Entry / Sales Load

Not Applicable



### Total Expense Ratio (As on month end)

TER specified are the actual expenses charged (i.e. effective rate) as at the end of the month.

**Direct Plan – Total TER = 1.10%**

**Regular Plan – Total TER = 2.00%**



### Benchmark Index

Tier I Benchmark - S&P BSE 500 TRI

Tier II Benchmark - S&P BSE 200 TRI



### Minimum Application Amount (Under each Option)

Purchase: ₹ 500/- and in multiples of ₹ 1/- thereafter. Additional Purchase: ₹ 500/- and in multiples of ₹ 1/- thereafter/ 50 units

# QUANTUM LONG TERM EQUITY VALUE FUND

An Open Ended Equity Scheme following a Value Investment Strategy

## Key Statistics

^^Standard Deviation 11.89%

^^Beta 0.86

^^Sharpe Ratio 0.81

## Brokerages & Commissions Details

Brokerages on Investments for March 2024 ₹2,84,089.78

Distributor commissions for March 2024 ₹2,71,909.64

Portfolio Turnover Ratio (Last one year) 14.32%

## ★ Scheme Features

### Investment Options

Growth & Income Distribution cum Capital Withdrawal (IDCW) (Income Distribution cum Capital Withdrawal (IDCW) Option will in turn have two Facilities, Payout of Income Distribution cum Capital Withdrawal (IDCW) Facility and Reinvestment of Income Distribution cum Capital Withdrawal (IDCW) Facility)

### Redemption Proceeds

Processed through RTGS/NEFT mode on T+2 basis from the date of transaction where the investor's Bank details are available. Processed through cheque on T+2 basis from the date of transaction where the required Bank details of investor are not available.

### Exit Load

For complete details on Exit Load please refer page no. 16

### Taxation<sup>#</sup>

The amount of Long Term Capital Gain in excess of Rs 1,00,000/- in a year will be taxable @ 10%.

Tax on Short Term Capital Gains - 15%.

NAV (as on March 31, 2024)	Direct Plan (₹/Unit)	Regular Plan (₹/Unit)
IDCW Option	111.13	107.40
Growth Option	110.19	106.79

### AUM ₹(In Crores) (as on March 31, 2024)

Average AUM*	Absolute AUM
1,051.85	1,052.25

\*Cumulative Daily AUM / No of days in the month

<sup>#</sup>The mentioned Tax Rates shall be increased by applicable surcharge, If any, Health and Education Cess @ 4% where ever as applicable. Equity oriented schemes will also attract Securities Transaction Tax (STT) @ 0.001% at the time of redemption and switch to other schemes.

Stamp Duty applicable on Investors subscription unit transactions including Switch in as per the rate mentioned in the Amendments to Indian Stamp Act,1899

**TRANSACTION CHARGES:** No Transaction Charges shall be deducted from the investment amount for applications received in the Regular Plan

Brokerage and STT have been expensed out of the Scheme.



The Scheme is co-managed by **Mr. George Thomas & Mr. Christy Mathai**

Mr. George Thomas is the Fund Manager managing the scheme since **April 1, 2022.**

Mr. Christy Mathai is the Fund Manager managing the scheme since **November 23, 2022.**

For other Schemes Managed by Mr. George Thomas & Mr. Christy Mathai please see page no. 18



Performance of the Scheme

Direct Plan

Quantum Long Term Equity Value Fund - Direct Plan - Growth Option

Period	Scheme Returns (%)	Tier I - Benchmark <sup>#</sup> Returns (%)	Tier II - Benchmark <sup>##</sup> Returns (%)	Additional Benchmark Returns (%) <sup>###</sup>	Current Value ₹10,000 Invested at the beginning of a given period			
					Scheme Returns (₹)	Tier I - Benchmark <sup>#</sup> Returns (₹)	Tier II - Benchmark <sup>##</sup> Returns (₹)	Additional Benchmark Returns (₹) <sup>###</sup>
Since Inception (13th Mar 2006)	14.21%	13.17%	13.22%	12.72%	1,10,190	93,513	94,293	86,931
March 31, 2014 to March 31, 2024 (10 years)	13.85%	15.93%	15.68%	14.09%	36,632	43,920	42,972	37,415
March 31, 2017 to March 31, 2024 (7 years)	12.44%	15.65%	15.64%	15.26%	22,734	27,693	27,681	27,045
March 29, 2019 to March 31, 2024 (5 years)	14.49%	17.36%	16.99%	15.07%	19,701	22,306	21,952	20,205
March 31, 2021 to March 31, 2024 (3 years)	18.13%	19.28%	18.62%	15.52%	16,493	16,980	16,698	15,423
March 31, 2023 to March 31, 2024 (1 year)	41.53%	40.03%	38.42%	26.41%	14,167	14,016	13,854	12,650

<sup>#</sup>S&P BSE 500 TRI, <sup>##</sup>S&P BSE 200 TRI, <sup>###</sup>S&P BSE Sensex.

Past performance may or may not be sustained in the future. Load is not taken into consideration in scheme returns calculation.

Different Plans shall have a different expense structure.

Refer to the section "GIPS Compliance" on page no. 17 for GIPS related disclosure.

Returns are net of total expenses and are calculated on the basis of Compounded Annualized Growth Rate (CAGR).

<sup>#</sup>with effect from December 01, 2021 Tier I benchmark has been updated as S&P BSE 500 TRI. As TRI data is not available since inception of the scheme, benchmark performance is calculated using composite CAGR S&P BSE 500 index PRI Value from March 13, 2006 to July 31, 2006 and TRI Value since August 1, 2006.

<sup>##</sup>TRI data is not available since inception of the scheme, Tier II benchmark performance is calculated using composite CAGR S&P BSE 200 index PRI Value from March 13, 2006 to July 31, 2006 and TRI Value since August 1, 2006.



Performance of the Scheme

Regular Plan

Quantum Long Term Equity Value Fund - Regular Plan - Growth Option

Period	Scheme Returns (%)	Tier I - Benchmark <sup>#</sup> Returns (%)	Tier II - Benchmark <sup>##</sup> Returns (%)	Additional Benchmark Returns (%) <sup>###</sup>	Current Value ₹10,000 Invested at the beginning of a given period			
					Scheme Returns (₹)	Tier I - Benchmark <sup>#</sup> Returns (₹)	Tier II - Benchmark <sup>##</sup> Returns (₹)	Additional Benchmark Returns (₹) <sup>###</sup>
Since Inception (01st Apr 2017)	11.94%	15.65%	15.64%	15.26%	22,032	27,693	27,681	27,045
March 31, 2017 to March 31, 2024 (7 years)	11.94%	15.65%	15.64%	15.26%	22,032	27,693	27,681	27,045
March 29, 2019 to March 31, 2024 (5 years)	13.86%	17.36%	16.99%	15.07%	19,162	22,306	21,952	20,205
March 31, 2021 to March 31, 2024 (3 years)	17.44%	19.28%	18.62%	15.52%	16,205	16,980	16,698	15,423
March 31, 2023 to March 31, 2024 (1 year)	40.46%	40.03%	38.42%	26.41%	14,059	14,016	13,854	12,650

<sup>#</sup>S&P BSE 500 TRI, <sup>##</sup>S&P BSE 200 TRI, <sup>###</sup>S&P BSE Sensex.

Past performance may or may not be sustained in the future. Load is not taken into consideration in scheme returns calculation.

Different Plans shall have a different expense structure.

Refer to the section "GIPS Compliance" on page no. 17 for GIPS related disclosure.

Returns are net of total expenses and are calculated on the basis of Compounded Annualized Growth Rate (CAGR).

<sup>#</sup>with effect from December 01, 2021 Tier I benchmark has been updated as S&P BSE 500 TRI. As TRI data is not available since inception of the scheme, benchmark performance is calculated using composite CAGR S&P BSE 500 index PRI Value from March 13, 2006 to July 31, 2006 and TRI Value since August 1, 2006.

<sup>##</sup>TRI data is not available since inception of the scheme, Tier II benchmark performance is calculated using composite CAGR S&P BSE 200 index PRI Value from March 13, 2006 to July 31, 2006 and TRI Value since August 1, 2006.

Regular Plan was launched on 1st April 2017. 5 year Returns of Regular Plan have been calculated considering the NAV of 1st April, 2017

## SIP Performance as on March 31, 2024

	Total Amount Invested (₹ '000)	Mkt Value as on Mar 31, 24 (₹ '000)	Tier I - Benchmark# Returns (₹ '000)	Tier II - Benchmark### Returns (₹ '000)	Additional Benchmark Returns (₹ '000)###	Returns (XIRR*) (%)	Tier I - Benchmark# Returns (%)	Tier II - Benchmark### Returns (%)	Additional Benchmark Returns (%)###
SIP Since Inception	2,160	9,112	9,012	8,948	8,070	14.31%	14.21%	14.14%	13.18%
10 Years SIP	1,200	2,533	2,816	2,787	2,593	14.32%	16.30%	16.11%	14.76%
7 Years SIP	840	1,508	1,605	1,589	1,487	16.48%	18.23%	17.93%	16.08%
5 Years SIP	600	1,002	1,022	1,006	927	20.71%	21.54%	20.89%	17.51%
3 Years SIP	360	489	484	480	453	21.14%	20.29%	19.82%	15.65%
1 Year SIP	120	143	141	141	134	37.43%	34.87%	34.96%	23.01%

**Past performance may or may not be sustained in the future.** The above SIP performance is for Quantum Long Term Equity Value Fund - Direct plan - Growth option. Load is not taken into consideration using applicable NAV on the SIP day (5th of every month). Return on SIP and Benchmark are annualized and compounded investment return for cash flows resulting out of uniform and regular monthly subscriptions as on 5th day of every month (in case 5th is a non-Business Day, then the next Business Day) and have been worked out using the Excel spreadsheet function known as XIRR. XIRR calculates the internal rate of return for series of cash flow. Assuming ₹10,000 invested every month on 5th day of every month (in case 5th is a non-Business Day, then the next Business Day), the 1 year, 3 years, 5 years, 7 years, 10 years and since inception returns from SIP are annualized and compounded investment return computed on the assumption that SIP installments were received across the time periods from the start date of SIP from the end of the relevant period viz. 1 year, 3 years, 5 years, 7 years, 10 years and since inception. \*XIRR - XIRR calculates the internal rate of return to measure and compare the profitability of series of investments. ##As TRI data is not available since inception of the scheme, Tier II benchmark performance is calculated using composite CAGR S&P BSE 200 index PRI Value from March 13, 2006 to July 31, 2006 and TRI Value since August 1, 2006. Refer to the section "GIPS Compliance" on Page no. 17 for GIPS related disclosure. Returns are net of total expenses

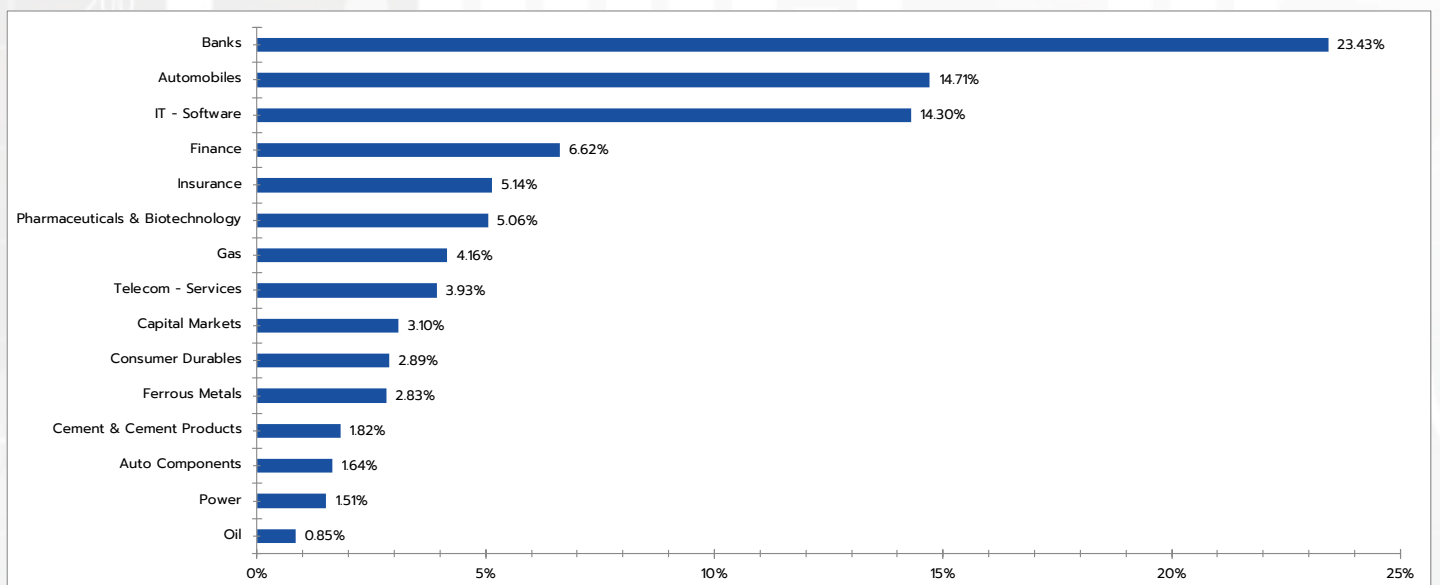
#S&P BSE 500 TRI, ##S&P BSE 200 TRI, ###S&P BSE Sensex.

## Exit Load:

Provisions	% of Exit Load
10% of units if redeemed or switched out during exit load period i.e. 730 days from the allotment <b>Exit Load Period : 730 days from the date of allotment</b>	NIL
<b>Remaining 90% of units in parts or full :</b>	
(i) if redeemed or switched out on or before 365 days from the date of allotment	2%
(ii) if redeemed or switched out after 365 days but on or before 730 days from the date of allotment	1%
If units redeemed or switched out after 730 days from the date of allotment	NIL

**Note: Redemptions / Switch outs of units will be done on First In First Out (FIFO) basis. The above mentioned Exit Load shall be equally applicable to the special products such as Systematic Withdrawal Plan (SWP)/Systematic Transfer Plan (STP) and Switches etc. However, no load shall be charged for switching in between option / plan within the scheme.**

## Industry Allocation (% of Net Assets) as on March 31, 2024







Portfolio as on March 31, 2024  
**QUANTUM LONG TERM EQUITY VALUE FUND**

Name of Instrument	Industry +/- Rating	Quantity	Market / Fair Value (₹ in Lakhs)	% to NAV	Annualised Yield to Maturity
<b>EQUITY &amp; EQUITY RELATED</b>					
<b>A) Listed /Awaiting listing on Stock Exchanges</b>					
1. HDFC Bank Limited	Banks	5,45,317	7,895.64	7.50%	
2. ICICI Bank Limited	Banks	5,80,810	6,350.00	6.03%	
3. State Bank of India	Banks	6,62,206	4,982.11	4.73%	
4. Infosys Limited	IT - Software	3,12,873	4,686.99	4.45%	
5. Eicher Motors Limited	Automobiles	1,09,450	4,399.12	4.18%	
6. Bharti Airtel Limited	Telecom - Services	3,36,984	4,140.19	3.93%	
7. Mahindra & Mahindra Limited	Automobiles	2,06,432	3,966.28	3.77%	
8. Wipro Limited	IT - Software	7,96,233	3,822.71	3.63%	
9. Hero MotoCorp Limited	Automobiles	76,506	3,612.84	3.43%	
10. Shriram Finance Limited	Finance	1,50,193	3,544.25	3.37%	
11. Bajaj Auto Limited	Automobiles	38,286	3,502.46	3.33%	
12. Cipla Limited	Pharmaceuticals & Biotechnology	2,29,823	3,440.34	3.27%	
13. LIC Housing Finance Limited	Finance	5,59,978	3,421.19	3.25%	
14. Tata Consultancy Services Limited	IT - Software	87,380	3,387.11	3.22%	
15. ICICI Prudential Life Insurance Company Limited	Insurance	5,27,291	3,209.36	3.05%	
16. Kotak Mahindra Bank Limited	Banks	1,78,847	3,193.31	3.03%	
17. Tech Mahindra Limited	IT - Software	2,53,329	3,161.80	3.00%	
18. Crompton Greaves Consumer Electricals Limited	Consumer Durables	11,35,820	3,038.32	2.89%	
19. Tata Steel Limited	Ferrous Metals	19,14,047	2,983.04	2.83%	
20. IndusInd Bank Limited	Banks	1,45,092	2,253.28	2.14%	
21. GAIL (India) Limited	Gas	12,34,663	2,235.36	2.12%	
22. ICICI Lombard General Insurance Company Limited	Insurance	1,30,317	2,195.19	2.09%	
23. Gujarat State Petronet Limited	Gas	6,01,575	2,144.61	2.04%	
24. Nuvoco Vistas Corporation Limited	Cement & Cement Products	6,26,206	1,917.44	1.82%	
25. Lupin Limited	Pharmaceuticals & Biotechnology	1,16,493	1,883.46	1.79%	
26. ICICI Securities Limited	Capital Markets	2,47,482	1,800.80	1.71%	
27. Exide Industries Limited	Auto Components	5,65,002	1,720.71	1.64%	
28. NTPC Limited	Power	4,74,437	1,593.16	1.51%	
29. Aditya Birla Sun Life AMC Limited	Capital Markets	3,20,361	1,457.64	1.39%	
30. Oil & Natural Gas Corporation Limited	Oil	3,31,945	889.78	0.85%	
<b>B) Unlisted</b>			NIL	NIL	NIL
<b>Total of all Equity</b>			<b>96,828.49</b>	<b>91.99%</b>	
<b>MONEY MARKET INSTRUMENTS</b>					
<b>A) Treasury Bills (T-Bill)</b>					
1. 364 Days Tbill (MD 04/04/2024)	Sovereign	50,000	49.97	0.05%	6.65%
<b>Total of T-Bill</b>			<b>49.97</b>	<b>0.05%</b>	
<b>B) TREPS*</b>			7,460.84	7.09%	6.98%
<b>Total of Money Market Instruments</b>			<b>7,510.81</b>	<b>7.14%</b>	
<b>Net Receivable/(payable)</b>			<b>885.39</b>	<b>0.87%</b>	
<b>Grand Total</b>			<b>1,05,224.69</b>	<b>100.00%</b>	

\* Cash & Cash Equivalents



**GIPS Compliance**

- A) Quantum Asset Management Company Pvt. Ltd. claims compliance with the Global Investment Performance Standards (GIPS®). GIPS® is a registered trademark of CFA Institute. CFA Institute does not endorse or promote this organization, nor does it warrant the accuracy or quality of the content contained herein.
- B) Indian Rupee (INR) is the currency used to express performance and other statistics.
- C) Using Price Return for a benchmark is allowed by SEBI where the Total Return index values are not available. This requirement is different from GIPS Standards wherein the GIPS compliant firms are required to provide benchmark returns in based on Total Return Index value only
- D) "To meet the local regulatory requirement, with effect of December 1, 2021, the primary benchmark of the scheme has been changed from S&P BSE 200 TRI to S&P BSE 500 TRI. Returns of the erstwhile primary benchmark i.e. S&P BSE 200 TRI would continue to be reported."



**QUANTUM ELSS TAX SAVER FUND**

Mr. George Thomas is the Fund Manager effective from April 01, 2022.

Mr. Christy Mathai is the Fund Manager effective from November 23, 2022.

Period	March 31, 2023 to March 31, 2024 (1 year)			March 31, 2021 to March 31, 2024 (3 years)			March 29, 2019 to March 31, 2024 (5 years)		
	Scheme Return (%)	Tier I - Benchmark# Returns (%)	Tier II - Benchmark### Returns (%)	Scheme Return (%)	Tier I - Benchmark# Returns (%)	Tier II - Benchmark### Returns (%)	Scheme Return (%)	Tier I - Benchmark# Returns (%)	Tier II - Benchmark### Returns (%)
Quantum ELSS Tax Saver Fund - Direct Plan - Growth Option	41.36%	40.03%	38.42%	18.26%	19.28%	18.62%	14.63%	17.36%	16.99%
Quantum ELSS Tax Saver Fund - Regular Plan - Growth Option	40.09%	40.03%	38.42%	17.52%	19.28%	18.62%	13.97%	17.36%	16.99%

Past performance may or may not be sustained in the future.

#S&P BSE 500 TRI, ###S&P BSE 200 TRI.

Returns are net of total expenses and are calculated on the basis of Compounded Annualized Growth Rate (CAGR).

Different Plans shall have different expense structure.

Mr. George Thomas and Mr. Christy Mathai co-manages 2 scheme of the Quantum Mutual Fund.

**Product Labeling**

Name of the Scheme & Tier I Benchmark	This product is suitable for investors who are seeking*	Risk-o-meter of Scheme	Tier I Benchmark	Tier II Benchmark
Quantum Long Term Equity Value Fund  (An Open Ended Equity Scheme following a Value Investment Strategy)  Tier I Benchmark: S&P BSE 500 TRI	<ul style="list-style-type: none"> <li>Long term capital appreciation</li> <li>Invests primarily in equity and equity related securities of companies in S&amp;P BSE 200 index.</li> </ul>	<p>Investors understand that their principal will be at Very High Risk</p>		

\*Investors should consult their financial advisers if in doubt about whether the product is suitable for them.

**^^ Note:**

Risk Free Rate assumed to be 7.90% (FBIL Overnight MIBOR for 28th March 2024) for calculating Sharpe Ratio.

Standard Deviation, Sharpe Ratio & Beta are calculated on Annualised basis using 3 years history of monthly returns.

**Definitions**

**Standard deviation** measures historical volatility. A high standard deviation suggests high volatility, while lower standard deviation would refer to more stability.

**Beta** is the tendency of a fund's returns to respond to market swings. A beta of 1 indicates that the fund price will move with the market. A beta of less than 1 means that the security will be less volatile than the market. A beta of greater than 1 indicates that the security's price will be more volatile than the market.

Sharpe Ratio is used to characterise how well the return of an asset compensates the investor for the risk taken. The greater a portfolio's Sharpe ratio, the better its risk-adjusted performance has been.

**Portfolio Turnover Ratio** is the percentage of a funds assets that have changed over the course of a year.

# QUANTUM ELSS TAX SAVER FUND

An Open Ended Equity Linked Saving Scheme with a Statutory Lock in of 3 years and Tax Benefit

## Investment Objective

To achieve long-term capital appreciation by investing primarily in shares of companies that will typically be included in the S&P BSE 200 Index and are in a position to benefit from the anticipated growth and development of the Indian economy and its markets.

## ★ Scheme Features



### Fund Manager

**Mr. George Thomas**

Work experience: 6 years. He has been managing the fund since April 1, 2022.

**Mr. Christy Mathai**

Work experience: 6.6 years. He has been managing this fund effective from November 23, 2022.



### Category of Scheme

Equity Linked Saving Scheme (ELSS)



### Inception Date (Date of Allotment)

December 23, 2008



### Declaration of Net Asset Value (NAV)

Every Business Day



### Entry / Sales Load

Not Applicable



### Total Expense Ratio (As on month end)

TER specified are the actual expenses charged (i.e. effective rate) as at the end of the month.

**Direct Plan – Total TER = 0.90%**

**Regular Plan – Total TER = 2.00%**



### Benchmark Index

Tier I Benchmark - S&P BSE 500 TRI

Tier II Benchmark - S&P BSE 200 TRI



### Minimum Application Amount (Under each Option)

Purchase: ₹ 500/- and in multiples of ₹ 500/- thereafter. Additional Purchase: ₹ 500/- and in multiples of ₹ 500/- thereafter



### Investment Options

Growth & Income Distribution cum Capital Withdrawal (IDCW)

**Note:** Name of Quantum Tax Saving Fund has been changed to Quantum ELSS Tax Saver Fund effective 1st December, 2023.

# QUANTUM ELSS TAX SAVER FUND

An Open Ended Equity Linked Saving Scheme with a Statutory Lock in of 3 years and Tax Benefit

## Key Statistics

^^Standard Deviation 11.70%

^^Beta 0.84

^^Sharpe Ratio 0.83

## Brokerages & Commissions Details

Brokerages on Investments for March 2024 ₹47380.12

Distributor commissions for March 2024 ₹2,45,457.69

Portfolio Turnover Ratio (Last one year) 17.19%

## ★ Scheme Features



### Redemption Proceeds

Processed through RTGS/NEFT mode on T+2 basis from the date of transaction where the investor's Bank details are available. Processed through cheque on T+2 basis from the date of transaction where the required Bank details of investor are not available.



### Exit Load

Nil



### Taxation#

The amount of Long Term Capital Gain in excess of ₹1,00,000/- in a year will be taxable @ 10%. Tax on Short Term Capital Gains - 15%.



### Lock-in Period

3 years from the date of allotment of the respective Units.

NAV (as on March 31, 2024)	Direct Plan (₹/Unit)	Regular Plan (₹/Unit)
IDCW Option	109.80	106.27
Growth Option	109.80	106.27

### AUM ₹(In Crores) (as on March 31, 2024)

Average AUM\*  
172.24

Absolute AUM  
174.27

\*Cumulative Daily AuM / No of days in the month

**Note:** Name of Quantum Tax Saving Fund has been changed to Quantum ELSS Tax Saver Fund effective 1st December, 2023.

#The mentioned Tax Rates shall be increased by applicable surcharge, If any, Health and Education Cess @ 4% where ever as applicable. Equity oriented schemes will also attract Securities Transaction Tax (STT) @ 0.001% at the time of redemption and switch to other schemes.

Stamp Duty applicable on Investors subscription unit transactions including Switch in as per the rate mentioned in the Amendments to Indian Stamp Act,1899

**TRANSACTION CHARGES:** No Transaction Charges shall be deducted from the investment amount for applications received in the Regular Plan.

Brokerage and STT have been expensed out of the Scheme.



The Scheme is co-managed by **Mr. George Thomas & Mr. Christy Mathai**

Mr. George Thomas is the Fund Manager managing the scheme since **April 1, 2022**.

Mr. Christy Mathai is the Fund Manager managing the scheme since **November 23, 2022**.

For other Schemes Managed by Mr. George Thomas & Mr. Christy Mathai please see page no. 24



## Performance of the Scheme

Direct Plan

## Quantum ELSS Tax Saver Fund - Direct Plan - Growth Option

Period	Scheme Returns (%)	Tier I - Benchmark <sup>#</sup> Returns (%)	Tier II - Benchmark <sup>##</sup> Returns (%)	Additional Benchmark Returns (%) <sup>###</sup>	Current Value ₹10,000 Invested at the beginning of a given period			
					Scheme Returns (₹)	Tier I - Benchmark <sup>#</sup> Returns (₹)	Tier II - Benchmark <sup>##</sup> Returns (₹)	Additional Benchmark Returns (₹) <sup>###</sup>
Since Inception (23rd Dec 2008)	16.97%	16.97%	16.84%	15.73%	1,09,800	1,09,801	1,07,822	93,255
March 31, 2014 to March 31, 2024 (10 years)	13.98%	15.93%	15.68%	14.09%	37,045	43,920	42,972	37,415
March 31, 2017 to March 31, 2024 (7 years)	12.54%	15.65%	15.64%	15.26%	22,875	27,693	27,681	27,045
March 29, 2019 to March 31, 2024 (5 years)	14.63%	17.36%	16.99%	15.07%	19,819	22,306	21,952	20,205
March 31, 2021 to March 31, 2024 (3 years)	18.26%	19.28%	18.62%	15.52%	16,549	16,980	16,698	15,423
March 31, 2023 to March 31, 2024 (1 year)	41.36%	40.03%	38.42%	26.41%	14,149	14,016	13,854	12,650

<sup>#</sup>S&P BSE 500 TRI, <sup>##</sup>S&P BSE 200 TRI, <sup>###</sup>S&P BSE Sensex.

**Past performance may or may not be sustained in the future.**

Different Plans shall have a different expense structure.

Refer to the section "GIPS Compliance" on Page no. 23 for GIPS related disclosure.

Returns are net of total expenses and are calculated on the basis of Compounded Annualized Growth Rate (CAGR).

<sup>#</sup>with effect from February 01, 2020 benchmark has been changed from S&P Sensex TRI to S&P BSE 200 TRI.

600



## Performance of the Scheme

Regular Plan

## Quantum ELSS Tax Saver Fund - Regular Plan - Growth Option

Period	Scheme Returns (%)	Tier I - Benchmark <sup>#</sup> Returns (%)	Tier II - Benchmark <sup>##</sup> Returns (%)	Additional Benchmark Returns (%) <sup>###</sup>	Current Value ₹10,000 Invested at the beginning of a given period			
					Scheme Returns (₹)	Tier I - Benchmark <sup>#</sup> Returns (₹)	Tier II - Benchmark <sup>##</sup> Returns (₹)	Additional Benchmark Returns (₹) <sup>###</sup>
Since Inception (01st Apr 2017)	12.01%	15.65%	15.64%	15.26%	22,140	27,693	27,681	27,045
March 31, 2017 to March 31, 2024 (7 years)	12.01%	15.65%	15.64%	15.26%	22,140	27,693	27,681	27,045
March 29, 2019 to March 31, 2024 (5 years)	13.97%	17.36%	16.99%	15.07%	19,259	22,306	21,952	20,205
March 31, 2021 to March 31, 2024 (3 years)	17.52%	19.28%	18.62%	15.52%	16,239	16,980	16,698	15,423
March 31, 2023 to March 31, 2024 (1 year)	40.09%	40.03%	38.42%	26.41%	14,022	14,016	13,854	12,650

<sup>#</sup>S&P BSE 500 TRI, <sup>##</sup>S&P BSE 200 TRI, <sup>###</sup>S&P BSE Sensex.

**Past performance may or may not be sustained in the future.**

Different Plans shall have a different expense structure.

Refer to the section "GIPS Compliance" on Page no. 23 for GIPS related disclosure.

Returns are net of total expenses and are calculated on the basis of Compounded Annualized Growth Rate (CAGR).

<sup>#</sup>with effect from February 01, 2020 benchmark has been changed from S&P Sensex TRI to S&P BSE 200 TRI.

Regular Plan was launched on 1st April 2017. 5 year Returns of Regular Plan have been calculated considering the NAV of 1st April, 2017.

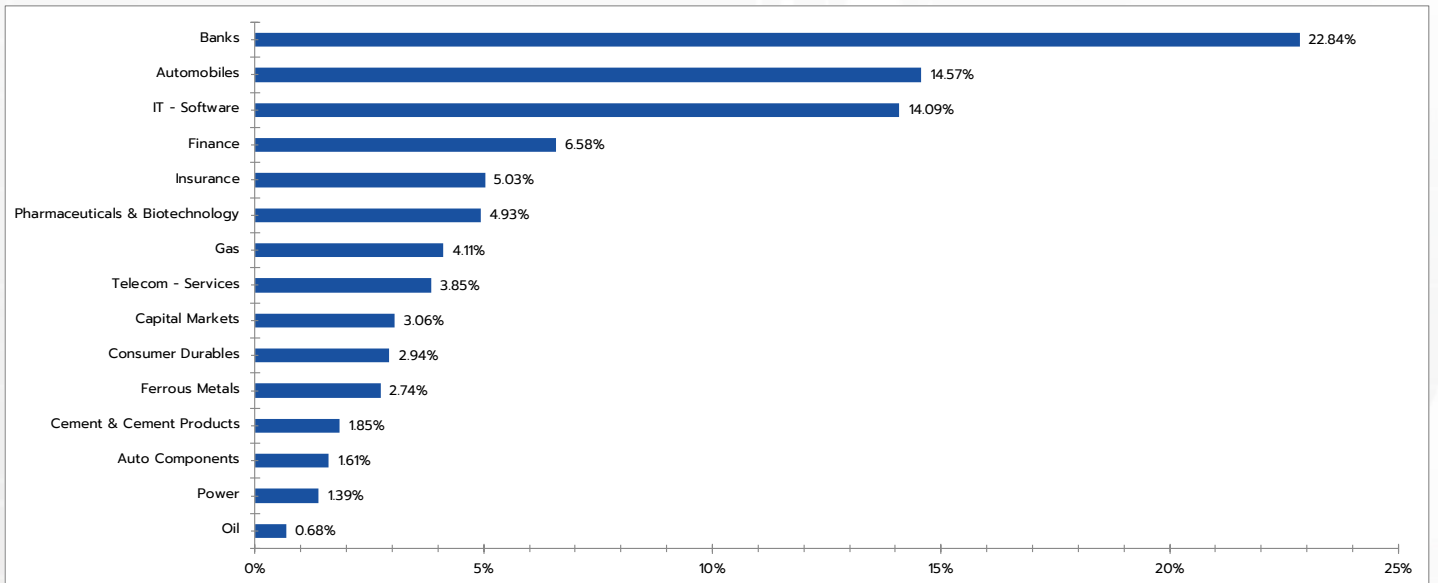
## SIP Performance as on March 31, 2024

	Total Amount Invested (₹ '000)	Mkt Value as on Mar 31, 24 (₹ '000)	Tier I - Benchmark# Returns (₹ '000)	Tier II - Benchmark### Returns (₹ '000)	Additional Benchmark Returns (₹ '000)###	Returns (XIRR*) (%)	Tier I - Benchmark# Returns (%)	Tier II - Benchmark### Returns (%)	Additional Benchmark Returns (%)###
SIP Since Inception	1,830	6,090	6,525	6,448	5,853	14.43%	15.21%	15.07%	13.98%
10 Years SIP	1,200	2,545	2,816	2,787	2,593	14.41%	16.30%	16.11%	14.76%
7 Years SIP	840	1,513	1,605	1,589	1,487	16.56%	18.23%	17.93%	16.08%
5 Years SIP	600	1,004	1,022	1,006	927	20.80%	21.54%	20.89%	17.51%
3 Years SIP	360	490	484	480	453	21.24%	20.29%	19.82%	15.65%
1 Year SIP	120	143	141	141	134	37.38%	34.87%	34.96%	23.01%

**Past performance may or may not be sustained in the future.** The above SIP performance is for Quantum ELSS Tax Saver Fund - Direct plan - Growth option. Scheme performance has been calculated using applicable NAV on the SIP day (5th of every month). Return on SIP and Benchmark are annualized and compounded investment return for cash flows resulting out of uniform and regular monthly subscriptions as on 5th day of every month (in case 5th is a non-Business Day, then the next Business Day) and have been worked out using the Excel spreadsheet function known as XIRR. XIRR calculates the internal rate of return for series of cash flow. Assuming ₹10,000 invested every month on 5th day of every month (in case 5th is a non-Business Day, then the next Business Day), the 1 year, 3 years, 5 years, 7 years, 10 years, and since inception returns from SIP are annualized and compounded investment return computed on the assumption that SIP installments were received across the time periods from the start date of SIP from the end of the relevant period viz. 1 year, 3 years, 5 years, 7 years, 10 years and since Inception. \*XIRR - XIRR calculates the internal rate of return to measure and compare the profitability of series of investments. Returns are net of total expenses

#S&P BSE 500 TRI, ##S&P BSE 200 TRI, ###S&P BSE Sensex.

## Industry Allocation (% of Net Assets) as on March 31, 2024





## Portfolio as on March 31, 2024 Quantum ELSS Tax Saver Fund

Name of Instrument	Industry	Quantity	Market / Fair Value (₹ in Lakhs)	% to NAV
<b>EQUITY &amp; EQUITY RELATED</b>				
<b>A) Listed /Awaiting listing on Stock Exchanges</b>				
1. HDFC Bank Limited	Banks	88,632	1,283.30	7.36%
2. ICICI Bank Limited	Banks	95,717	1,046.47	6.00%
3. State Bank of India	Banks	1,07,560	809.23	4.64%
4. Infosys Limited	IT - Software	51,014	764.22	4.39%
5. Eicher Motors Limited	Automobiles	17,941	721.10	4.14%
6. Bharti Airtel Limited	Telecom - Services	54,622	671.09	3.85%
7. Mahindra & Mahindra Limited	Automobiles	33,567	644.94	3.70%
8. Wipro Limited	IT - Software	1,30,098	624.60	3.58%
9. Hero MotoCorp Limited	Automobiles	12,877	608.09	3.49%
10. Shriram Finance Limited	Finance	24,709	583.08	3.35%
11. Cipla Limited	Pharmaceuticals & Biotechnology	38,513	576.52	3.31%
12. Bajaj Auto Limited	Automobiles	6,165	563.98	3.24%
13. LIC Housing Finance Limited	Finance	92,253	563.62	3.23%
14. Tata Consultancy Services Limited	IT - Software	14,215	551.02	3.16%
15. Tech Mahindra Limited	IT - Software	41,343	516.00	2.96%
16. Crompton Greaves Consumer Electricals Limited	Consumer Durables	1,91,825	513.13	2.94%
17. ICICI Prudential Life Insurance Company Limited	Insurance	83,110	505.85	2.90%
18. Kotak Mahindra Bank Limited	Banks	27,067	483.28	2.77%
19. Tata Steel Limited	Ferrous Metals	3,06,684	477.97	2.74%
20. ICICI Lombard General Insurance Company Limited	Insurance	22,066	371.70	2.13%
21. GAIL (India) Limited	Gas	2,04,261	369.81	2.12%
22. IndusInd Bank Limited	Banks	23,174	359.89	2.07%
23. Gujarat State Petronet Limited	Gas	97,071	346.06	1.99%
24. Nuvoco Vistas Corporation Limited	Cement & Cement Products	1,05,075	321.74	1.85%
25. ICICI Securities Limited	Capital Markets	39,440	286.99	1.65%
26. Lupin Limited	Pharmaceuticals & Biotechnology	17,471	282.47	1.62%
27. Exide Industries Limited	Auto Components	92,173	280.71	1.61%
28. Aditya Birla Sun Life AMC Limited	Capital Markets	53,990	245.65	1.41%
29. NTPC Limited	Power	71,952	241.61	1.39%
30. Oil & Natural Gas Corporation Limited	Oil	44,337	118.85	0.68%
<b>B) Unlisted</b>			<b>NIL</b>	<b>NIL</b>
<b>Total of all Equity</b>			<b>15,732.97</b>	<b>90.27%</b>
<b>MONEY MARKET INSTRUMENTS</b>				
<b>a) TREPS*</b>			<b>1,536.58</b>	<b>8.82%</b>
<b>Net Receivable/(payable)</b>			<b>157.69</b>	<b>0.91%</b>
<b>Grand Total</b>			<b>17,427.24</b>	<b>100.00%</b>

\* Cash & Cash Equivalents



## GIPS Compliance

A) Quantum Asset Management Company Pvt. Ltd. claims compliance with the Global Investment Performance Standards (GIPS®). GIPS® is a registered trademark of CFA Institute. CFA Institute does not endorse or promote this organization, nor does it warrant the accuracy or quality of the content contained herein.

B) Indian Rupee (INR) is the currency used to express performance and other statistics.

C) To meet the local regulatory requirement, with effect of December 1, 2021, the primary benchmark of the scheme has been changed from S&P BSE 200 TRI to S&P BSE 500 TRI. Returns of the erstwhile primary benchmark i.e. S&P BSE 200 TRI would continue to be reported.



**QUANTUM LONG TERM EQUITY VALUE FUND**

Mr. George Thomas is the Fund Manager effective from April 01, 2022.

Mr. Christy Mathai is the Fund Manager effective from November 23, 2022.

Period	March 31, 2023 to March 31, 2024 (1 year)			March 31, 2021 to March 31, 2024 (3 years)			March 29, 2019 to March 31, 2024 (5 years)		
	Scheme Return (%)	Tier I - Benchmark <sup>#</sup> Returns (%)	Tier II - Benchmark <sup>##</sup> Returns (%)	Scheme Return (%)	Tier I - Benchmark <sup>#</sup> Returns (%)	Tier II - Benchmark <sup>##</sup> Returns (%)	Scheme Return (%)	Tier I - Benchmark <sup>#</sup> Returns (%)	Tier II - Benchmark <sup>##</sup> Returns (%)
Quantum Long Term Equity Value Fund - Direct Plan - Growth Option	41.53%	40.03%	38.42%	18.13%	19.28%	18.62%	14.49%	17.36%	16.99%
Quantum Long Term Equity Value Fund - Regular Plan - Growth Option	40.46%	40.03%	38.42%	17.44%	19.28%	18.62%	13.86%	17.36%	16.99%

**Past performance may or may not be sustained in the future.** Load is not taken into consideration in Scheme Return Calculation.

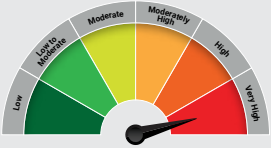
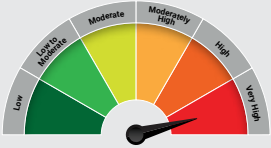
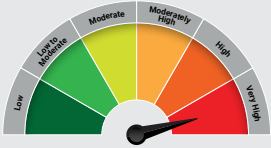
<sup>#</sup>S&P BSE500 TRI, <sup>##</sup>S&P BSE 200 TRI.

Returns are net of total expenses and are calculated on the basis of Compounded Annualized Growth Rate (CAGR).

Different Plans shall have different expense structure.

Mr. George Thomas and Mr. Christy Mathai co-manages 2 scheme of the Quantum Mutual Fund.

**Product Labeling**

Name of the Scheme & Tier I Benchmark	This product is suitable for investors who are seeking*	Risk-o-meter of Scheme	Tier I Benchmark	Tier II Benchmark
Quantum ELSS Tax Saver Fund  (An Open Ended Equity Linked Saving Scheme with a Statutory Lock in of 3 years and Tax Benefit)  Tier I Benchmark: S&P BSE 500 TRI	<ul style="list-style-type: none"> <li>Long term capital appreciation</li> <li>Invests primarily in equity and equity related securities of companies in S&amp;P BSE 200 index and to save tax u/s 80 C of the Income Tax Act. Investments in this product are subject to lock in period of 3 years.</li> </ul>	 <p>Investors understand that their principal will be at Very High Risk</p>		

\*Investors should consult their financial advisers if in doubt about whether the product is suitable for them.

**^^ Note:**

Name of Quantum Tax Saving Fund has been changed to Quantum ELSS Tax Saver Fund effective 1st December, 2023.

Risk Free Rate assumed to be 7.90% (FBIL Overnight MIBOR for 28th March 2024) for calculating Sharpe Ratio.

Standard Deviation, Sharpe Ratio & Beta are calculated on Annualised basis using 3 years history of monthly returns.

**Definitions**

**Standard deviation** measures historical volatility. A high standard deviation suggests high volatility, while lower standard deviation would refer to more stability.

**Beta** is the tendency of a fund's returns to respond to market swings. A beta of 1 indicates that the fund price will move with the market. A beta of less than 1 means that the security will be less volatile than the market. A beta of greater than 1 indicates that the security's price will be more volatile than the market.

**Sharpe Ratio** is used to characterise how well the return of an asset compensates the investor for the risk taken. The greater a portfolio's Sharpe ratio, the better its risk-adjusted performance has been.

**Portfolio Turnover Ratio** is the percentage of a funds assets that have changed over the course of a year.



# QUANTUM MULTI ASSET ALLOCATION FUND

An Open-Ended Scheme Investing in Equity & Equity Related Instruments, Debt & Money Market Instruments and Gold Related Instruments

## Investment Objective

The investment objective of the Scheme is to generate long term capital appreciation / income by investing in Diversified portfolio of Equity & Equity Related Instruments, Debt & Money Market Instruments and Gold Related Instruments.

There is no assurance that the investment objective of the scheme will be achieved.

## ★ Scheme Features



### Fund Manager

#### Mr. Chirag Mehta

Work experience: 19 years. He has been managing this fund effective from March 07, 2024.

#### Mr. Pankaj Pathak

Work experience: 12 years. He has been managing this fund effective from March 07, 2024.



### Category of Scheme

Multi Asset Allocation



### Inception Date (Date of Allotment)

March 07, 2024



### Declaration of Net Asset Value (NAV)

Every Business Day



### Entry / Sales Load

Not Applicable



### Total Expense Ratio (As on month end)

TER specified are the actual expenses charged (i.e. effective rate) as at the end of the month.

**Direct Plan – Total TER = 0.38%**

**Regular Plan – Total TER = 1.98%**



### Benchmark Index

NIFTY 50 TRI (40%) + CRISIL Short Term Bond Fund All Index (45%) + Domestic Price of Gold (15%)



### Minimum Application Amount (Under each Option)

Purchase: ₹500/- and in multiples of ₹1/- thereafter. Additional Purchase: ₹500/- and in multiples of ₹1/- thereafter/ 50 units.

Minimum Redemption Amount: ₹500/- and multiple of ₹1/- thereafter or account balance whichever is less / 50 Units



### Investment Options

The Scheme offers Plans (i) Direct Plan (ii) Regular Plan and Growth Option



# QUANTUM MULTI ASSET ALLOCATION FUND

An Open-Ended Scheme Investing in Equity & Equity Related Instruments, Debt & Money Market Instruments and Gold Related Instruments

## Brokerages & Commissions Details

Brokerages on Investments for March 2024 ₹79,463.25

Distributor commissions for March 2024 ₹84,992.79

Portfolio Turnover Ratio (Last one year) NA

## ★ Scheme Features



### Redemption Proceeds

Processed through RTGS/NEFT mode on T+2 basis from the date of transaction where the investor's Bank details are available.

Processed through cheque on T+2 basis from the date of transaction where the required Bank details of investor are not available.



### Exit Load

For complete details on Exit Load please refer page no. 27

NAV (as on March 31, 2024)	Direct Plan (₹/Unit)	Regular Plan (₹/Unit)
Growth Option	10.01	10.00

### AUM ₹(In Crores) (as on March 31, 2024)

Average AUM*	Absolute AUM
18.13	18.87

\*Cumulative Daily AUM / No of days in the month

## Taxation

Tax on Capital Gains*	LONG TERM	SHORT TERM
<b>Holding Period</b>	<b>More than 36 months</b>	<b>upto 36 months</b>
Individuals, Other than Individuals, Domestic Companies, HUF	20% with Indexation + Applicable Surcharge + 4% Health & Education cess	Applicable Slab Rates - Maximum 30% (No Indexation benefit) + Applicable Surcharge + 4% Health & Education cess
NRI	10% without Indexation + Applicable Surcharge + 4% Health & Education cess	30% plus Education Cess = 31.20% (Applicable surcharge not deducted)
TDS Deducted on NRI Capital Gains	10% plus Education Cess = 10.40% (Applicable Surcharge not considered)	30% plus Education Cess = 31.20% (Applicable surcharge not deducted)

\*The mentioned Tax Rates shall be increased by applicable surcharge if any, Health and Education Cess @4%. For further details on Taxation please refer the clause of Taxation of SAI.

Stamp Duty applicable on Investors subscription unit transactions including Switch in as per the rate mentioned in the Amendments to Indian Stamp Act,1899

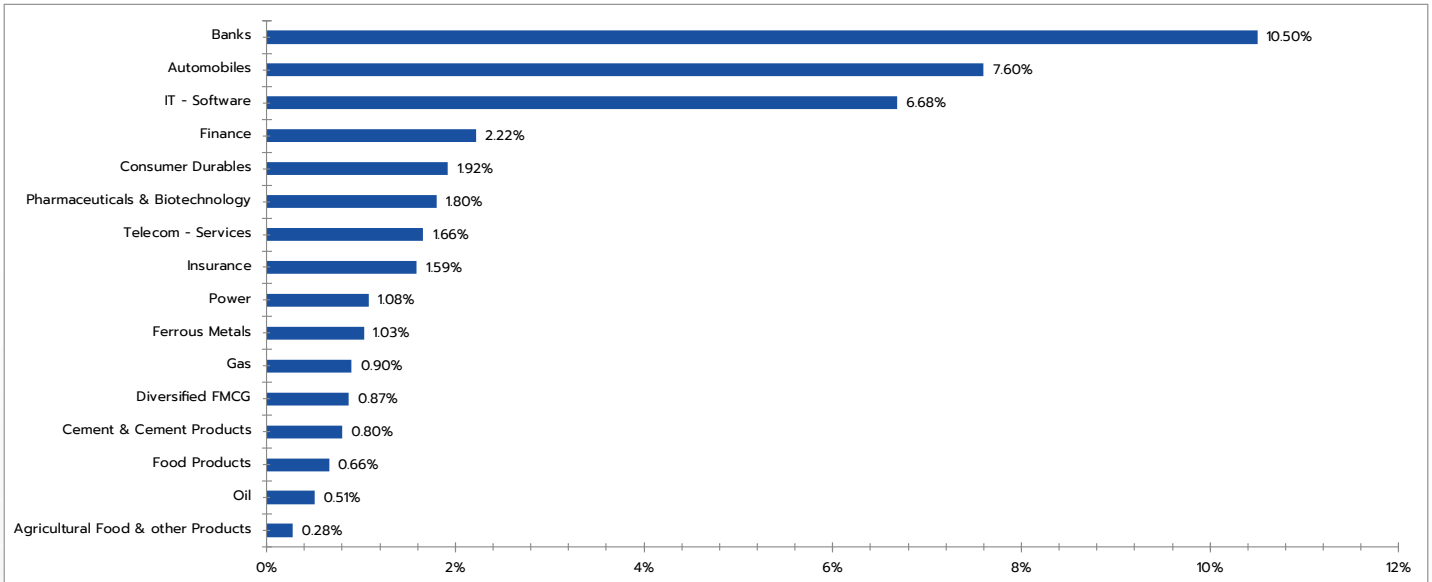
**TRANSACTION CHARGES:** No Transaction Charges shall be deducted from the investment amount for applications received in the Regular Plan.

## Exit Load:

Provisions	% of Exit Load
If redeemed or switch out on or before 90 days from the date of allotment of units.	1.00%
If redeemed or switch out after 90 days from the date of allotment of units.	NIL

Note: Redemptions / Switch outs of units will be done on First In First Out (FIFO) basis. The above-mentioned load structure shall be equally applicable to the special facilities such as Systematic Withdrawal Plan (SWP) / Systematic Transfer Plan (STP) and Switches etc. However, no load shall be charged for switching between option / plan within the Scheme.

## Industry Allocation (% of Net Assets) as on March 31, 2024



Note: The Performance of the Scheme will be disclosed on completion of 6 months since its inception in terms of SEBI Master Circular No. SEBI/HO/IMD/IMD-PoD-1/P/CIR/2023/74 dated May 19, 2023.

## Portfolio as on March 31, 2024 Quantum Multi Asset Allocation Fund

Name of Instrument	Industry	Quantity	Market / Fair Value (₹ in Lakhs)	% to NAV	Annualised Yield to Maturity
<b>EQUITY &amp; EQUITY RELATED</b>					
<b>A) Listed /Awaiting listing on Stock Exchanges</b>					
1. HDFC Bank Ltd	Banks	4,043	58.54	3.10%	
2. ICICI Bank Ltd	Banks	4,199	45.91	2.43%	
3. Infosys Ltd	IT - Software	2,380	35.65	1.89%	
4. Eicher Motors Limited	Automobiles	876	35.21	1.87%	
5. Bharti Airtel Ltd	Telecom - Services	2,542	31.23	1.66%	
6. State Bank of India	Banks	4,039	30.39	1.61%	
7. Hero MotoCorp Ltd*	Automobiles	602	28.43	1.51%	
8. Wipro Ltd	IT - Software	5,743	27.57	1.46%	
9. Bajaj Auto Ltd	Automobiles	301	27.54	1.46%	
10. Mahindra & Mahindra Ltd	Automobiles	1,350	25.94	1.37%	
11. Tech Mahindra Ltd	IT - Software	1,996	24.91	1.32%	
12. Tata Consultancy Services Ltd	IT - Software	636	24.65	1.31%	
13. Kotak Mahindra Bank Ltd	Banks	1,379	24.62	1.31%	
14. Cipla Ltd	Pharmaceuticals & Biotechnology	1,628	24.37	1.29%	
15. Axis Bank Ltd	Banks	2,157	22.59	1.20%	
16. Tata Steel Ltd	Ferrous Metals	12,486	19.46	1.03%	
17. ICICI Prudential Life Insurance Company Limited	Insurance	3,148	19.16	1.02%	
18. LIC Housing Finance Ltd	Finance	3,000	18.33	0.97%	
19. Gujarat State Petronet Ltd	Gas	4,755	16.95	0.90%	

20. Hindustan Unilever Ltd	Diversified FMCG	725	16.42	0.87%	
21. Bajaj Finance Ltd	Finance	226	16.37	0.87%	
22. Indusind Bank Ltd	Banks	1,027	15.95	0.85%	
23. Nuvoco Vistas Corporation Limited	Cement & Cement Products	4,949	15.15	0.80%	
24. Crompton Greaves Consumer Electricals Limited	Consumer Durables	5,190	13.88	0.74%	
25. HCL Technologies Ltd	IT - Software	859	13.26	0.70%	
26. Tata Motors Ltd	Automobiles	1,331	13.21	0.70%	
27. Maruti Suzuki India Ltd	Automobiles	103	12.98	0.69%	
28. Titan Company Limited	Consumer Durables	320	12.17	0.64%	
29. NTPC Ltd	Power	3,224	10.83	0.57%	
30. Asian Paints Ltd	Consumer Durables	356	10.13	0.54%	
31. Power Grid Corporation of India Ltd	Power	3,508	9.71	0.51%	
32. Oil & Natural Gas Corporation Ltd	Oil	3,573	9.58	0.51%	
33. Nestle India Limited	Food Products	292	7.66	0.41%	
34. Bajaj Finserv Ltd	Finance	438	7.20	0.38%	
35. Dr Reddys Laboratories Ltd	Pharmaceuticals & Biotechnology	100	6.16	0.33%	
36. SBI Life Insurance Company Limited	Insurance	372	5.58	0.30%	
37. Tata Consumer Products Ltd	Agricultural Food & other Products	486	5.33	0.28%	
38. HDFC Life Insurance Company Limited	Insurance	805	5.10	0.27%	
39. Britannia Industries Ltd	Food Products	96	4.71	0.25%	
40. Divis Laboratories Ltd	Pharmaceuticals & Biotechnology	101	3.48	0.18%	
<b>B) Unlisted</b>			NIL	NIL	NIL
<b>Total of all Equity</b>			<b>756.31</b>	<b>40.10%</b>	
<b>DEBT INSTRUMENTS</b>					
<b>a) Listed /Awaiting listing on Stock Exchanges</b>					
<b>iii) Government Securities</b>					
1. 7.18% GOI (MD 14/08/2033)	Sovereign	5,00,000	504.27	26.73%	7.18%
2. 7.18% GOI (MD 24/07/2037)	Sovereign	2,50,000	251.90	13.35%	7.21%
<b>Total of Government Securities</b>			<b>756.17</b>	<b>40.08%</b>	
<b>b) Privately Placed/Unlisted</b>		NIL	NIL	NIL	
<b>c) Securitised Debt Instruments</b>		NIL	NIL	NIL	
<b>Exchange Traded Funds</b>					
1. Quantum Gold Fund - Exchange Traded Fund (ETF)		3,37,000.00	189.56	10.05%	
<b>Total of Exchange Traded Fund Units</b>			<b>189.56</b>	<b>10.05%</b>	
<b>MONEY MARKET INSTRUMENTS</b>					
<b>a) TREPS*</b>			129.54	6.87%	7.05%
<b>Total of Money Market Instruments</b>			<b>129.54</b>	<b>6.87%</b>	
<b>Net Receivable/(payable)</b>			<b>55.09</b>	<b>2.90%</b>	
<b>Grand Total</b>			<b>1,886.67</b>	<b>100.00%</b>	



\* Cash & Cash Equivalents

## GIPS Compliance

A) Quantum Asset Management Company Pvt. Ltd. claims compliance with the Global Investment Performance Standards (GIPS®). GIPS® is a registered trademark of CFA Institute. CFA Institute does not endorse or promote this organization, nor does it warrant the accuracy or quality of the content contained herein.

B) Indian Rupee (INR) is the currency used to express performance and other statistics.

## Product Labeling

Name of the Scheme & Tier I Benchmark	This product is suitable for investors who are seeking*	Risk-o-meter of Scheme	Risk-o-meter of Tier I Benchmark
Quantum Multi Asset Allocation Fund (An Open-Ended Scheme Investing in Equity & Equity Related Instruments, Debt & Money Market Instruments and Gold Related Instruments) Tier I Benchmark: NIFTY 50 TRI (40%) + CRISIL Short Term Bond Fund All Index (45%) + Domestic Price of Gold (15%)	<ul style="list-style-type: none"> <li>Long term capital appreciation and current income</li> <li>Investment in a Diversified Portfolio of Equity &amp; Equity Related Instruments, Debt &amp; Money Market Instruments and Gold Related Instruments</li> </ul>	 <p>Investors understand that their principal will be at High Risk</p>	

\*Investors should consult their financial advisers if in doubt about whether the product is suitable for them.

# QUANTUM EQUITY FUND OF FUNDS

An Open Ended Fund of Funds scheme Investing in Open Ended Diversified Equity Schemes of Mutual Funds

## Investment Objective

The investment objective of the scheme is to generate long-term capital appreciation by investing in a portfolio of open-ended diversified equity schemes of mutual funds registered with SEBI. There can be no assurance of positive returns from following the stated investment strategy.

## ★ Scheme Features



### Fund Manager

**Mr. Chirag Mehta**

Work experience: 19 years. He has been managing this fund since November 1, 2013



### Category of Scheme

Fund of Funds – Domestic



### Inception Date (Date of Allotment)

July 20, 2009



### Declaration of Net Asset Value (NAV)

Every Business Day



### Entry / Sales Load

Not Applicable



### Total Expense Ratio (As on month end)

TER specified are the actual expenses charged (i.e. effective rate) as at the end of the month.

Total average Expense ratio of QEFOF combined with the average expense ratio charged by the underlying schemes - Direct Plan

**Direct Plan – Total TER = 0.51%**

**Regular Plan – Total TER = 0.75%**



### Benchmark Index

Tier I Benchmark - S&P BSE 200 - Total Return Index



### Minimum Application Amount (Under each Option)

Purchase: ₹ 500/- and in multiples of ₹ 1/- thereafter.  
Additional Purchase: ₹ 500/- and in multiples of ₹ 1/- thereafter/ 50 units

# QUANTUM EQUITY FUND OF FUNDS

An Open Ended Fund of Funds scheme Investing in Open Ended Diversified Equity Schemes of Mutual Funds

## ★ Scheme Features



### Investment Options

Growth & Income Distribution cum Capital Withdrawal (IDCW) (Income Distribution cum Capital Withdrawal (IDCW) Option will in turn have two Facilities, Payout of Income Distribution cum Capital Withdrawal (IDCW) Facility and Reinvestment of Income Distribution cum Capital Withdrawal (IDCW) Facility)



### Redemption Proceeds

Processed through RTGS/NEFT mode on T+2 basis from the date of transaction where the investor's Bank details are available. Processed through cheque on T+2 basis from the date of transaction where the required Bank details of investor are not available.



### Exit Load

For complete details on Exit Load please refer page no. 32



### Research Services

Quantum Information Services Private Limited (QIS) which owns the website www.PersonalFN.com is the designated agency to provide a recommended list of diversified equity schemes to Quantum Equity Fund of Funds. The investments in diversified equity schemes is made by Quantum Equity Fund of Funds based on / from that recommended list of diversified equity schemes provide by QIS

NAV (as on March 31, 2024)	Direct Plan (₹/Unit)	Regular Plan (₹/Unit)
IDCW Option	71.398	70.383
Growth Option	71.398	70.383

### AUM ₹(In Crores) (as on March 31, 2024)

Average AUM*	Absolute AUM
112.37	113.84

\*Cumulative Daily AuM / No of days in the month

## Key Statistics

	QEFOF*	Benchmark S&P BSE 200 TRI
<b>^^Standard Deviation (Annualised)</b> <small>Measures the up/down movement over time also known as volatility</small>	11.79%	13.24%
<b>^^Beta</b> <small>Measures how QEFOF moved relative to the Index which is 1.00</small>	0.86	1.00
<b>^^Sharpe Ratio</b> <small>Measures the return relative to the volatility</small>	0.70	0.77

Calculated over a 3-Yr period, Monthly Rolling Return basis. Data as of March 2024. \*Data based on QEFOF's underlying fund holdings  
Past performance may or may not be sustained in future.



### Brokerages & Commissions Details

Brokerages on Investments for March 2024 NIL

Distributor commissions for March 2024 ₹18,914.35



The Scheme is managed by **Mr. Chirag Mehta.**

Mr. Chirag Mehta is the Fund Manager managing the scheme since **November 01, 2013.**

For other Schemes Managed by Mr. Chirag Mehta please see page no. 33



## Performance of the Scheme

Direct Plan

## Quantum Equity Fund of Funds - Direct Plan - Growth Option

Period	Scheme Returns (%)	Tier I - Benchmark <sup>#</sup> Returns (%)	Additional Benchmark Returns (%) <sup>##</sup>	Current Value ₹ 10,000 Invested at the beginning of a given period		
				Scheme Returns (₹)	Tier I - Benchmark <sup>#</sup> Returns (₹)	Additional Benchmark Returns (₹) <sup>##</sup>
Since Inception (20th Jul 2009)	14.30%	13.76%	12.83%	71,401	66,624	59,015
March 31, 2014 to March 31, 2024 (10 years)	15.44%	15.68%	14.09%	42,080	42,972	37,415
March 31, 2017 to March 31, 2024 (7 years)	13.11%	15.64%	15.26%	23,703	27,681	27,045
March 29, 2019 to March 31, 2024 (5 years)	14.85%	16.99%	15.07%	20,013	21,952	20,205
March 31, 2021 to March 31, 2024 (3 years)	16.67%	18.62%	15.52%	15,889	16,698	15,423
March 31, 2023 to March 31, 2024 (1 year)	35.89%	38.42%	26.41%	13,600	13,854	12,650

<sup>#</sup>S&P BSE 200 TRI, <sup>##</sup>S&P BSE Sensex TRI.

Past performance may or may not be sustained in the future. Load is not taken into consideration in scheme returns calculation.

Different Plans shall have a different expense structure.

Refer to the section "GIPS Compliance" on Page no. 33 for GIPS related disclosure.

Returns are net of total expenses and are calculated on the basis of Compounded Annualized Growth Rate (CAGR).



## Performance of the Scheme

Regular Plan

## Quantum Equity Fund of Funds - Regular Plan - Growth Option

Period	Scheme Returns (%)	Tier I - Benchmark <sup>#</sup> Returns (%)	Additional Benchmark Returns (%) <sup>##</sup>	Current Value ₹ 10,000 Invested at the beginning of a given period		
				Scheme Returns (₹)	Tier I - Benchmark <sup>#</sup> Returns (₹)	Additional Benchmark Returns (₹) <sup>##</sup>
Since Inception (01st Apr 2017)	12.88%	15.64%	15.26%	23,366	27,681	27,045
March 31, 2017 to March 31, 2024 (7 years)	12.88%	15.64%	15.26%	23,366	27,681	27,045
March 29, 2019 to March 31, 2024 (5 years)	14.57%	16.99%	15.07%	19,773	21,952	20,205
March 31, 2021 to March 31, 2024 (3 years)	16.39%	18.62%	15.52%	15,775	16,698	15,423
March 31, 2023 to March 31, 2024 (1 year)	35.57%	38.42%	26.41%	13,568	13,854	12,650

<sup>#</sup>S&P BSE 200 TRI, <sup>##</sup>S&P BSE Sensex TRI.

Past performance may or may not be sustained in the future. Load is not taken into consideration in scheme returns calculation.

Different Plans shall have a different expense structure.

Refer to the section "GIPS Compliance" on Page no. 33 for GIPS related disclosure.

Returns are net of total expenses and are calculated on the basis of Compounded Annualized Growth Rate (CAGR)

Regular Plan was launched on 1st April 2017. 5 year Returns of Regular Plan have been calculated considering the NAV of 1st April, 2017.

## SIP Performance as on March 31, 2024

	Total Amount Invested (₹ '000)	Mkt Value as on Mar 31, 24 (₹ '000)	Tier I - Benchmark# Returns (₹ '000)	Additional Benchmark Returns (₹ '000)##	Returns (XIRR*) (%)	Tier I - Benchmark# Returns (%)	Additional Benchmark Returns (%)##
SIP Since Inception	1,760	5,484	5,777	5,272	14.26%	14.88%	13.79%
10 Years SIP	1,200	2,529	2,787	2,593	14.30%	16.11%	14.76%
7 Years SIP	840	1,464	1,589	1,487	15.64%	17.93%	16.08%
5 Years SIP	600	953	1,006	927	18.65%	20.89%	17.51%
3 Years SIP	360	469	480	453	18.04%	19.82%	15.65%
1 Year SIP	120	139	141	134	31.49%	34.96%	23.01%

#S&P BSE 200 TRI, ##S&P BSE Sensex TRI.

**Past performance may or may not be sustained in the future.** The above SIP performance is for Quantum Equity Fund of Funds - Direct plan - Growth option. Load is not taken into consideration using applicable NAV on the SIP day (5th of every month). Return on SIP and Benchmark are annualized and compounded investment return for cash flows resulting out of uniform and regular monthly subscriptions as on 5th day of every month (in case 5th is a non-Business Day, then the next Business Day) and have been worked out using the Excel spreadsheet function known as XIRR. XIRR calculates the internal rate of return for series of cash flow. Assuming ₹ 10,000 invested every month on 5th day of every month (in case 5th is a non-Business Day, then the next Business Day), the 1 year, 3 years, 5 years, 7 years, 10 years and since inception returns from SIP are annualized and compounded investment return computed on the assumption that SIP installments were received across the time periods from the start date of SIP from the end of the relevant period viz. 1 year, 3 years, 5 years, 7 years, 10 years and since Inception. \*XIRR - XIRR calculates the internal rate of return to measure and compare the profitability of series of investments.

Returns are net of total expenses

### Exit Load:

Provisions	% of Exit Load
10% of units if redeemed or switched out on or before 365 days from the date of allotment	NIL
Remaining 90% of units if redeemed or switched out on or before 365 days from the date allotment	1%
If redeemed or switched out of units after 365 days from the date of allotment	NIL

**Note: Redemptions / Switch outs of units will be done on First In First Out (FIFO) basis. The above mentioned Exit Load shall be equally applicable to the special products such as Systematic Withdrawal Plan (SWP) / Systematic Transfer Plan (STP) and Switches etc. However, no load shall be charged for switching in between option / plan within the scheme.**

## Portfolio as on March 31, 2024 Quantum Equity Fund of Funds

Name of Instrument	Quantity	Market / Fair Value (₹ in Lakhs)	% to Net Assets
<b>MUTUAL FUND UNITS</b>			
1. SBI Magnum MIDCAP FUND - Direct Plan - Growth Option	6,40,599	1,433.99	12.60%
2. ICICI Prudential Focused Equity Fund - Direct Plan - Growth Option	16,94,324	1,426.96	12.53%
3. Kotak Flexicap Fund - Direct Plan - Growth Option	17,69,734	1,408.44	12.37%
4. Canara Robeco Bluechip Equity Fund - Direct Plan - Growth Option	22,86,206	1,407.39	12.36%
5. Sundaram Large and Midcap Fund - Direct Plan - Growth Option	17,11,085	1,383.55	12.15%
6. Mirae Asset Large Cap Fund - Direct Plan - Growth Option	12,88,398	1,382.94	12.15%
7. 360 ONE Focused Equity Fund - Direct Plan - Growth Option	30,02,906	1,379.30	12.12%
8. Invesco India Contra Fund - Direct Plan - Growth Option	10,92,412	1,371.31	12.05%
<b>Total of Mutual Fund Units</b>		<b>11,193.88</b>	<b>98.33%</b>
<b>MONEY MARKET INSTRUMENTS</b>			
<b>a) TREPS*</b>		<b>196.93</b>	<b>1.73%</b>
<b>Net Receivable/(payable)</b>		<b>-6.90</b>	<b>-0.06%</b>
<b>Grand Total</b>		<b>11,383.91</b>	<b>100.00%</b>

\* Cash & Cash Equivalents





## GIPS Compliance

- A) Quantum Asset Management Company Pvt. Ltd. claims compliance with the Global Investment Performance Standards (GIPS®). GIPS® is a registered trademark of CFA Institute. CFA Institute does not endorse or promote this organization, nor does it warrant the accuracy or quality of the content contained herein.
- B) Indian Rupee (INR) is the currency used to express performance and other statistics.



## PERFORMANCE OF THE FUNDS MANAGED BY CHIRAG MEHTA

### QUANTUM MULTI ASSET FUND OF FUNDS

Mr. Chirag Mehta is managing the scheme since July 11, 2012.

Period	March 31, 2023 to March 31, 2024 (1 year)		March 31, 2021 to March 31, 2024 (3 years)		March 29, 2019 to March 31, 2024 (5 years)	
	Scheme Return (%)	Tier I - Benchmark# Returns (%)	Scheme Return (%)	Tier I - Benchmark# Returns (%)	Scheme Return (%)	Tier I - Benchmark# Returns (%)
Quantum Multi Asset Fund of Funds - Direct Plan - Growth Option	17.12%	16.85%	10.46%	11.43%	10.06%	11.82%
Quantum Multi Asset Fund of Funds - Regular Plan - Growth Option	16.73%	16.85%	10.06%	11.43%	9.71%	11.82%

Past performance may or may not be sustained in the future. Load is not taken into consideration in Scheme Return Calculation.

#CRISIL Dynamic Bond A-III Index (20%) + CRISIL Liquid Debt A-I Index (25%) + Nifty 50 TRI (40%) + Domestic price of Gold (15%). w.e.f. April 3, 2023, benchmark of the scheme has been changed.

It is a customized index and it is rebalanced daily.

Returns are net of total expenses and are calculated on the basis of Compounded Annualized Growth Rate (CAGR).

Different Plans shall have different expense structure.

Mr. Chirag Mehta manages 5 schemes of the Quantum Mutual Fund.

### QUANTUM ESG BEST IN CLASS STRATEGY FUND

Mr. Chirag Mehta Co-managing the scheme along with Ms. Sneha Joshi since July 12, 2019.

Period	March 31, 2023 to March 31, 2024 (1 year)		March 31, 2021 to March 31, 2024 (3 years)		March 29, 2019 to March 31, 2024 (5 years)	
	Scheme Return (%)	Tier I - Benchmark# Returns (%)	Scheme Return (%)	Tier I - Benchmark# Returns (%)	Scheme Return (%)	Tier I - Benchmark# Returns (%)
Quantum ESG Best In Class Strategy Fund - Direct Plan - Growth Option	33.45%	37.59%	15.00%	15.84%	NA	NA
Quantum ESG Best In Class Strategy Fund - Regular Plan - Growth Option	31.97%	37.59%	13.99%	15.84%	NA	NA

Past performance may or may not be sustained in the future.

Different Plans shall have a different expense structure.

Returns are net of total expenses and are calculated on the basis of Compounded Annualized Growth Rate (CAGR).

Mr. Chirag Mehta manages 5 Schemes and Ms. Sneha Joshi manages 1 scheme of the Quantum Mutual Fund.

#NIFTY100 ESG TRI

Note: Name of Quantum India ESG Equity Fund has been changed to Quantum ESG Best In Class Strategy Fund effective from 1st February, 2024.

### QUANTUM GOLD SAVINGS FUND

Mr. Chirag Mehta is managing the scheme since May 19, 2011.

Period	March 31, 2023 to March 31, 2024 (1 year)		March 31, 2021 to March 31, 2024 (3 years)		March 29, 2019 to March 31, 2024 (5 years)	
	Scheme Return (%)	Tier I - Benchmark# Returns (%)	Scheme Return (%)	Tier I - Benchmark# Returns (%)	Scheme Return (%)	Tier I - Benchmark# Returns (%)
Quantum Gold Savings Fund - Direct Plan - Growth Option	10.86%	11.54%	13.69%	14.88%	14.85%	16.06%
Quantum Gold Savings Fund - Regular Plan - Growth Option	10.70%	11.54%	13.52%	14.88%	14.70%	16.06%

Past performance may or may not be sustained in the future.

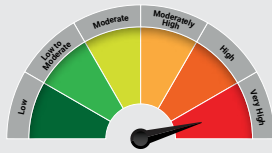
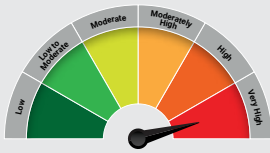
#Domestic Price of Gold.

Returns are net of total expenses and are calculated on the basis of Compounded Annualized Growth Rate (CAGR).

Different Plans shall have different expense structure.

Mr. Chirag Mehta manages 5 Schemes of the Quantum Mutual Fund.

## Product Labeling

Name of the Scheme & Tier I Benchmark	This product is suitable for investors who are seeking*	Risk-o-meter of Scheme	Risk-o-meter of Tier I Benchmark
<p>Quantum Equity Fund of Funds</p> <p>(An Open Ended Fund of Funds scheme Investing in Open Ended Diversified Equity Schemes of Mutual Funds)</p> <p>Tier I Benchmark: S&amp;P BSE 200 TRI</p>	<ul style="list-style-type: none"> <li>Long term capital appreciation</li> <li>Investments in portfolio of open-ended diversified equity schemes of mutual funds registered with SEBI whose underlying investments are in equity and equity related securities of diversified companies</li> </ul>	 <p>Investors understand that their principal will be at Very High Risk</p>	

\*Investors should consult their financial advisers if in doubt about whether the product is suitable for them.

### a) Tax On Income Distribution (IDCW Option)

INVESTOR	INCOME TAX RATE	TDS
Resident Individuals/HUF /Domestic Company	Applicable Slab rates + Surcharge as applicable + 4 % Health & Education Cess	10% (if income distributed is more than Rs.5,000 during Financial Year)
Non-Resident	20% plus Surcharge as applicable + 4% Health & Education Cess	20% plus Surcharge as applicable + 4% Health & Education Cess

### b) Tax on Capital Gains\*

(For Investment done on or after 1st April, 2023)

### Short Term

(Irrespective of Holding Period)

Resident Individuals , HUF , Domestic Companies	Applicable Slab Rates - Maximum 30%
FII's	Applicable Slab Rates - Maximum 30%
Non-Resident Indians	Applicable Slab Rates - Maximum 30% (TDS deducted @ 30%)

\*The mentioned Tax Rates shall be increased by applicable surcharge if any, Health and Education Cess @4%. For further details on Taxation please refer the clause of Taxation of SAI. Investment done prior to 1st April, 2023, earlier Tax structure would be applicable.

Equity oriented schemes will also attract Securities Transaction Tax (STT) @ 0.001% at the time of redemption and switch to other schemes.

The Schemes which are selected for investments in QEFOF based on QIS / PFN Research.

Stamp Duty applicable on Investors subscription unit transactions including Switch in as per the rate mentioned in the Amendments to Indian Stamp Act,1899

**TRANSACTION CHARGES:** No Transaction Charges shall be deducted from the investment amount for applications received in the Regular Plan.

#### ^^ Note:

Risk Free Rate assumed to be 7.90% (FBIL Overnight MIBOR for 28th March 2024) for calculating Sharpe Ratio.

Standard Deviation, Sharpe Ratio & Beta are calculated on Annualised basis using 3 years history of monthly returns.

#### Definitions

**Standard deviation** measures historical volatility. A high standard deviation suggests high volatility, while lower standard deviation would refer to more stability.

**Beta** is the tendency of a fund's returns to respond to market swings. A beta of 1 indicates that the fund price will move with the market. A beta of less than 1 means that the security will be less volatile than the market. A beta of greater than 1 indicates that the security's price will be more volatile than the market.

**Sharpe Ratio** is used to characterise how well the return of an asset compensates the investor for the risk taken. The greater a portfolio's Sharpe ratio, the better its risk-adjusted performance has been.

Investors in the Scheme shall bear the recurring expenses of the Scheme in addition to the expenses of other schemes in which Fund of Funds scheme makes investment (subject to regulatory limits).

# QUANTUM ESG BEST IN CLASS STRATEGY FUND

An Open-ended equity scheme investing in companies following Environment, Social and Governance (ESG) theme assessed through a Best In Class Strategy

## Investment Objective

The Investment Objective of the scheme is to achieve long-term capital appreciation by investing in share of companies identified based on the Environment, Social and Governance (ESG) theme following Best in Class Strategy.

There is no assurance that the Investment Objective of the Scheme will be achieved.

## ★ Scheme Features



### Fund Manager

**Mr. Chirag Mehta**

Work experience: 19 years.

**Ms. Sneha Joshi**

Work experience: 9 years.

Both have been managing the fund since July 12, 2019.



### Category of Scheme

Thematic Scheme



### Inception Date (Date of Allotment)

July 12, 2019



### Declaration of Net Asset Value (NAV)

Every Business Day



### Entry / Sales Load

Not Applicable



### Total Expense Ratio (As on month end)

TER specified are the actual expenses charged (i.e. effective rate) as at the end of the month.

**Direct Plan – Total TER = 0.84%**

**Regular Plan – Total TER = 2.09%**



### Benchmark Index

Tier I Benchmark - Nifty 100 ESG Total Return Index



### Minimum Application Amount (Under each Option)

Purchase: ₹500/- and in multiples of ₹1/- thereafter.

Additional Purchase: ₹500/- and in multiples of ₹1/- thereafter.



### Investment Options

Growth

Note: Name of Quantum India ESG Equity Fund has been changed to Quantum ESG Best In Class Strategy Fund effective from 1st February, 2024.

# QUANTUM ESG BEST IN CLASS STRATEGY FUND

An Open-ended equity scheme investing in companies following Environment, Social and Governance (ESG) theme assessed through a Best In Class Strategy

## Key Statistics

^^Standard Deviation 11.52%

^^Beta 0.80

^^Sharpe Ratio 0.59

Weighted Average ESG Score of the Scheme 69.64

SEBI Registered ESG Rating Provider (ERP)  
Name is Stakeholders Empowerment Services (SES)

## Brokerages & Commissions Details

Brokerages on Investments for March 2024 ₹73,851.64

Distributor commissions paid during March 2024 ₹2,18,639.95

Portfolio Turnover Ratio (Last one year): 23.13%

## ★ Scheme Features



### Redemption Proceeds

Processed through RTGS/NEFT mode on T+2 basis from the date of transaction where the investor's Bank details are available.

Processed through cheque on T+2 basis from the date of transaction where the required Bank details of investor are not available.



### Exit Load

For complete details on Exit Load please refer page no. 38



### Taxation<sup>#</sup>

The amount of Long Term Capital Gain in excess of Rs 1,00,000/- in a year will be taxable @ 10%. Tax on Short Term Capital Gains - 15%.

NAV (as on March 31, 2024)	Direct Plan (₹/Unit)	Regular Plan (₹/Unit)
Growth Option	22.09	21.29

### AUM ₹(In Crores)

(as on March 31, 2024)

Average AUM\*  
78.81

Absolute AUM  
80.08

\*Cumulative Daily AUM / No of days in the month

<sup>#</sup>The mentioned Tax Rates shall be increased by applicable surcharge, If any, Health and Education Cess @ 4% where ever as applicable. Equity oriented schemes will also attract

Securities Transaction Tax (STT) @ 0.001% at the time of redemption and switch to other schemes.

Stamp Duty applicable on Investors subscription unit transactions including Switch in as per the rate mentioned in the Amendments to Indian Stamp Act,1899

**TRANSACTION CHARGES:** No Transaction Charges shall be deducted from the investment amount for applications received in the Regular Plan.

Brokerage and STT have been expensed out of the Scheme.

**Note:** Name of Quantum India ESG Equity Fund has been changed to Quantum ESG Best In Class Strategy Fund effective from 1st February, 2024.



The Scheme is managed by **Mr. Chirag Mehta and Ms. Sneha Joshi**

**Mr. Chirag Mehta** is the Fund Manager and **Ms. Sneha Joshi** is the Associate Fund Manager managing the scheme since **July 12, 2019**.

For other Schemes Managed by Mr. Chirag Mehta please see page no. 40



Performance of the Scheme

Direct Plan

Quantum ESG Best In Class Strategy Fund - Direct Plan

Period	Scheme Returns (%)	Tier I - Benchmark <sup>#</sup> Returns (%)	Additional Benchmark Returns (%) <sup>##</sup>	Current Value ₹10,000 Invested at the beginning of a given period		
				Scheme Returns (₹)	Tier I - Benchmark <sup>#</sup> Returns (₹)	Additional Benchmark Returns (₹) <sup>##</sup>
Since Inception (12th Jul 2019)	18.26%	17.61%	15.90%	22,090	21,527	20,082
March 31, 2021 to March 31, 2024 (3 years)	15.00%	15.84%	15.52%	15,213	15,550	15,423
March 31, 2023 to March 31, 2024 (1 year)	33.45%	37.59%	26.41%	13,356	13,771	12,650

<sup>#</sup>NIFTY100 ESG TRI, <sup>##</sup>S&P BSE Sensex TRI.

**Past performance may or may not be sustained in the future.** Load is not taken into consideration in Scheme returns calculation.

Different Plans shall have a different expense structure.

Refer to the section "GIPS Compliance" on Page no. 40 for GIPS related disclosure.

Returns are net of total expenses and are calculated on the basis of Compounded Annualized Growth Rate (CAGR)

**Note: Name of Quantum India ESG Equity Fund has been changed to Quantum ESG Best In Class Strategy Fund effective from 1st February, 2024.**



Performance of the Scheme

Regular Plan

Quantum ESG Best In Class Strategy Fund - Regular Plan

Period	Scheme Returns (%)	Tier I - Benchmark <sup>#</sup> Returns (%)	Additional Benchmark Returns (%) <sup>##</sup>	Current Value ₹10,000 Invested at the beginning of a given period		
				Scheme Returns (₹)	Tier I - Benchmark <sup>#</sup> Returns (₹)	Additional Benchmark Returns (₹) <sup>##</sup>
Since Inception (12th Jul 2019)	17.34%	17.61%	15.90%	21,290	21,527	20,082
March 31, 2021 to March 31, 2024 (3 years)	13.99%	15.84%	15.52%	14,816	15,550	15,423
March 31, 2023 to March 31, 2024 (1 year)	31.97%	37.59%	26.41%	13,207	13,771	12,650

<sup>#</sup>NIFTY100 ESG TRI, <sup>##</sup>S&P BSE Sensex TRI.

**Past performance may or may not be sustained in the future.** Load is not taken into consideration in Scheme returns calculation.

Different Plans shall have a different expense structure.

Refer to the section "GIPS Compliance" on Page no. 40 for GIPS related disclosure.

Returns are net of total expenses and are calculated on the basis of Compounded Annualized Growth Rate (CAGR)

Regular Plan was launched on 12th July 2019.

**Note: Name of Quantum India ESG Equity Fund has been changed to Quantum ESG Best In Class Strategy Fund effective from 1st February, 2024.**

## SIP Performance as on March 31, 2024

	Total Amount Invested (₹'000)	Mkt Value as on Mar 31, 24 (₹'000)	Tier I - Benchmark# Returns (₹'000)	Additional Benchmark Returns (₹'000)##	Returns (XIRR*) (%)	Tier I - Benchmark# Returns (%)	Additional Benchmark Returns (%)##
SIP Since Inception	560	874	872	847	19.32%	19.19%	17.93%
3 Years SIP	360	459	459	453	16.55%	16.59%	15.65%
1 Year SIP	120	138	140	134	29.00%	33.46%	23.01%

#NIFTY100 ESG TRI, ##S&P BSE Sensex TRI.

**Past performance may or may not be sustained in the future.** The above SIP performance is for Quantum ESG Best In Class Strategy Fund - Direct plan - Growth option. Load is not taken into consideration using applicable NAV on the SIP day (5th of every month). Return on SIP and Benchmark are annualized and compounded investment return for cash flows resulting out of uniform and regular monthly subscriptions as on 5th day of every month (in case 5th is a non-Business Day, then the next Business Day) and have been worked out using the Excel spreadsheet function known as XIRR. XIRR calculates the internal rate of return for series of cash flow. Assuming ₹ 10,000 invested every month on 5th day of every month (in case 5th is a non-Business Day, then the next Business Day), and since inception returns from SIP are annualized and compounded investment return computed on the assumption that SIP installments were received across the time periods from the start date of SIP.

Returns are net of total expenses

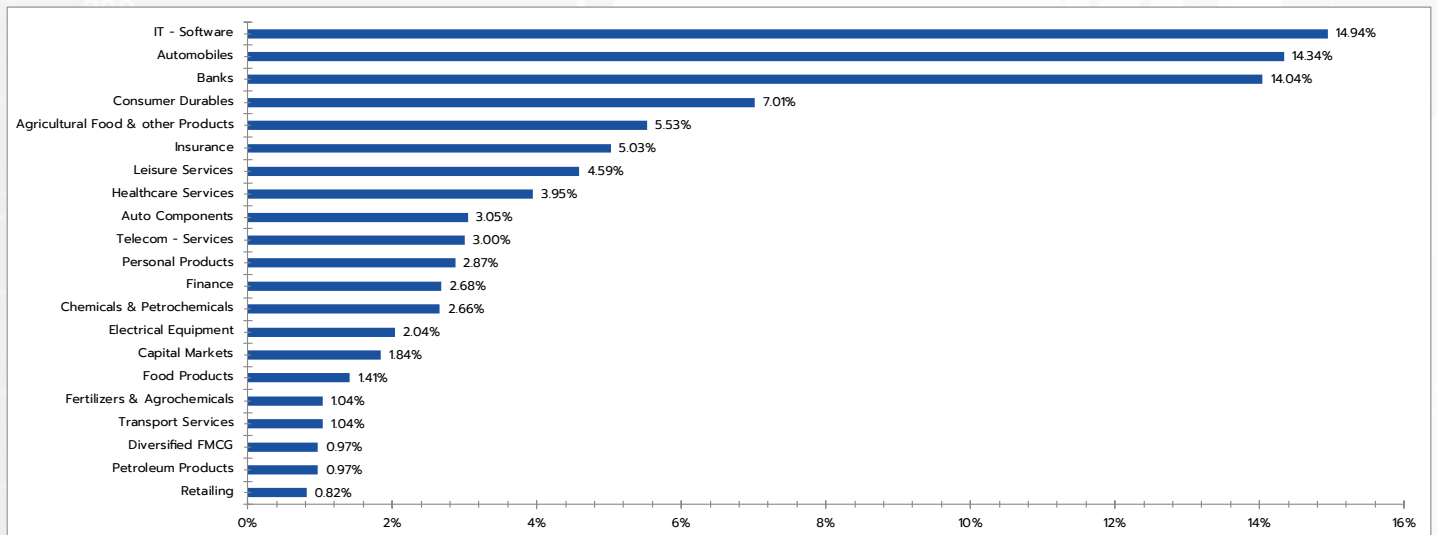
\*XIRR - XIRR calculates the internal rate of return to measure and compare the profitability of series of investments.

## Exit Load:

Provisions	% of Exit Load
10% of units If redeemed or switched out on or before 365 days from the date of allotment	NIL
Remaining 90% of units if redeemed or switched out on or before 365 days from the date of allotment	1%
If redeemed or switched out after 365 days from the date of allotment	NIL

**Note: Redemptions / Switch outs of units will be done on First In First Out (FIFO) basis. The above mentioned load structure shall be equally applicable to the special facilities such as Systematic Withdrawal Plan (SWP) / Systematic Transfer Plan (STP) and Switches etc. However, no load shall be charged for switching between option / plan within the Scheme.**

## Industry Allocation (% of Net Assets) as on March 31, 2024





Portfolio as on March 31, 2024

**QUANTUM ESG BEST IN CLASS STRATEGY FUND**

Name of Instrument	Industry	Quantity	Market/ Fair Value (₹ in Lakhs)	% to Net Assets	ESG Scores
<b>EQUITY &amp; EQUITY RELATED</b>					
<b>a. Listed / Awaiting listing on Stock Exchanges</b>					
1. TVS Motor Company Limited	Automobiles	18,302	393.83	4.92%	72.60
2. The Indian Hotels Company Limited	Leisure Services	62,129	367.28	4.59%	75.70
3. HDFC Bank Limited	Banks	22,408	324.45	4.05%	79.80
4. Tata Consumer Products Limited	Agricultural Food & other Products	22,428	245.86	3.07%	66.30
5. Tata Communications Limited	Telecom - Services	11,957	240.38	3.00%	68.40
6. Tata Consultancy Services Limited	IT - Software	5,790	224.44	2.80%	73.80
7. Maruti Suzuki India Limited	Automobiles	1,742	219.50	2.74%	68.50
8. ICICI Bank Limited	Banks	19,872	217.26	2.71%	76.60
9. Infosys Limited	IT - Software	13,708	205.35	2.56%	82.40
10. Bosch Limited	Auto Components	624	187.40	2.34%	70.00
11. Axis Bank Limited	Banks	17,326	181.44	2.27%	81.60
12. Tata Motors Limited	Automobiles	17,740	176.12	2.20%	76.90
13. IndusInd Bank Limited	Banks	11,263	174.91	2.18%	80.40
14. ICICI Prudential Life Insurance Company Limited	Insurance	28,096	171.01	2.14%	77.30
15. Wipro Limited	IT - Software	35,517	170.52	2.13%	81.00
16. Kotak Mahindra Bank Limited	Banks	9,292	165.91	2.07%	82.30
17. Thermax Limited	Electrical Equipment	3,887	162.96	2.04%	67.10
18. Persistent Systems Limited	IT - Software	4,088	162.89	2.03%	72.40
19. HCL Technologies Limited	IT - Software	9,381	144.80	1.81%	79.60
20. Marico Limited	Agricultural Food & other Products	28,691	142.65	1.78%	74.80
21. Havells India Limited	Consumer Durables	9,404	142.47	1.78%	72.70
22. Narayana Hrudayalaya Limited	Healthcare Services	10,764	138.19	1.73%	73.70
23. Bajaj Finance Limited	Finance	1,883	136.43	1.70%	76.10
24. HDFC Life Insurance Company Limited	Insurance	21,264	134.68	1.68%	74.80
25. Titan Company Limited	Consumer Durables	3,387	128.77	1.61%	74.00
26. Syngene International Limited	Healthcare Services	18,020	126.60	1.58%	76.20
27. Tech Mahindra Limited	IT - Software	9,863	123.10	1.54%	81.00
28. Colgate Palmolive (India) Limited	Personal Products	4,494	121.80	1.52%	73.50
29. Tata Chemicals Limited	Chemicals & Petrochemicals	11,145	120.47	1.50%	71.90
30. Nestle India Limited	Food Products	4,291	112.53	1.41%	74.20
31. Godrej Consumer Products Limited	Personal Products	8,607	107.74	1.35%	74.80
32. Voltas Limited	Consumer Durables	9,536	105.23	1.31%	76.20
33. Mahindra & Mahindra Limited	Automobiles	5,444	104.60	1.31%	72.40
34. Bajaj Auto Limited	Automobiles	1,090	99.71	1.25%	67.70
35. ICICI Lombard General Insurance Company Limited	Insurance	5,730	96.52	1.21%	75.40
36. Coforge Limited	IT - Software	1,691	93.05	1.16%	69.00
37. Vinati Organics Limited	Chemicals & Petrochemicals	6,300	92.65	1.16%	59.00
38. Hero MotoCorp Limited	Automobiles	1,810	85.47	1.07%	77.00
39. Central Depository Services (India) Limited	Capital Markets	4,932	84.43	1.05%	77.20
40. Mahindra Logistics Limited	Transport Services	20,390	83.36	1.04%	69.90
41. Rallis India Limited	Fertilizers & Agrochemicals	33,157	83.06	1.04%	73.50
42. Bajaj Finserv Limited	Finance	4,758	78.21	0.98%	77.20
43. Castrol India Limited	Petroleum Products	41,879	77.87	0.97%	67.80
44. Hindustan Unilever Limited	Diversified FMCG	3,433	77.74	0.97%	72.20
45. Mphasis Limited	IT - Software	3,042	72.64	0.91%	75.10
46. Crompton Greaves Consumer Electricals Limited	Consumer Durables	26,861	71.85	0.90%	71.00
47. Asian Paints Limited	Consumer Durables	2,465	70.17	0.88%	76.10
48. Eicher Motors Limited	Automobiles	1,690	67.93	0.85%	73.20
49. Info Edge (India) Limited	Retailing	1,178	65.87	0.82%	70.60
50. Computer Age Management Services Limited	Capital Markets	2,171	63.30	0.79%	72.55
51. The Federal Bank Limited	Banks	40,517	60.86	0.76%	81.10
52. Sundram Fasteners Limited	Auto Components	5,208	56.95	0.71%	67.30
53. CCL Products (India) Limited	Agricultural Food & other Products	9,338	54.75	0.68%	55.24
54. Dr. Lal Path Labs Limited	Healthcare Services	2,265	51.25	0.64%	71.30
55. Kansai Nerolac Paints Limited	Consumer Durables	16,300	42.75	0.53%	71.40

<b>b. Unlisted</b>	<b>NIL</b>	<b>NIL</b>
<b>Total of all Equity</b>	<b>7,511.96</b>	<b>93.82%</b>
<b>MONEY MARKET INSTRUMENTS</b>		
<b>a) TREPS</b>	<b>452.70</b>	<b>5.65%</b>
<b>Net Receivable/(payable)</b>	<b>42.96</b>	<b>0.53%</b>
<b>Grand Total</b>	<b>8,007.62</b>	<b>100.00%</b>

## GIPS Compliance

A) Quantum Asset Management Company Pvt. Ltd. claims compliance with the Global Investment Performance Standards (GIPS®). GIPS® is a registered trademark of CFA Institute. CFA Institute does not endorse or promote this organization, nor does it warrant the accuracy or quality of the content contained herein.

B) Indian Rupee (INR) is the currency used to express performance and other statistics.

## PERFORMANCE OF THE FUNDS MANAGED BY CHIRAG MEHTA

### QUANTUM MULTI ASSET FUND OF FUNDS

Mr. Chirag Mehta is managing the scheme since July 11, 2012.

Period	March 31, 2023 to March 31, 2024 (1 year)		March 31, 2021 to March 31, 2024 (3 years)		March 29, 2019 to March 31, 2024 (5 years)	
	Scheme Return (%)	Tier I - Benchmark# Returns (%)	Scheme Return (%)	Tier I - Benchmark# Returns (%)	Scheme Return (%)	Tier I - Benchmark# Returns (%)
Quantum Multi Asset Fund of Funds - Direct Plan - Growth Option	17.12%	16.85%	10.46%	11.43%	10.06%	11.82%
Quantum Multi Asset Fund of Funds - Regular Plan - Growth Option	16.73%	16.85%	10.06%	11.43%	9.71%	11.82%

**Past performance may or may not be sustained in the future. Load is not taken into consideration in Scheme Return Calculation.**

#CRISIL Dynamic Bond A-III Index (20%) + CRISIL Liquid Debt A-I Index (25%) + Nifty 50 TRI (40%) + Domestic price of Gold (15%). w.e.f. April 3, 2023, benchmark of the scheme has been changed.

It is a customized index and it is rebalanced daily.

Returns are net of total expenses and are calculated on the basis of Compounded Annualized Growth Rate (CAGR).

Different Plans shall have different expense structure.

Mr. Chirag Mehta manages 5 schemes of the Quantum Mutual Fund.

### QUANTUM EQUITY FUND OF FUNDS

Mr. Chirag Mehta is managing the scheme since November 01, 2013.

Period	March 31, 2023 to March 31, 2024 (1 year)		March 31, 2021 to March 31, 2024 (3 years)		March 29, 2019 to March 31, 2024 (5 years)	
	Scheme Return (%)	Tier I - Benchmark# Returns (%)	Scheme Return (%)	Tier I - Benchmark# Returns (%)	Scheme Return (%)	Tier I - Benchmark# Returns (%)
Quantum Equity Fund of Funds - Direct Plan - Growth Option	35.89%	38.42%	16.67%	18.62%	14.85%	16.99%
Quantum Equity Fund of Funds - Regular Plan - Growth Option	35.57%	38.42%	16.39%	18.62%	14.57%	16.99%

**Past performance may or may not be sustained in the future. Load is not taken into consideration in Scheme Return Calculation.**

#S&P BSE 200 TRI

Returns are net of total expenses and are calculated on the basis of Compounded Annualized Growth Rate (CAGR).

Different Plans shall have different expense structure.

Mr. Chirag Mehta manages 5 schemes of the Quantum Mutual Fund.



## QUANTUM GOLD SAVINGS FUND

Mr. Chirag Mehta is managing the scheme since May 19, 2011.

Period	March 31, 2023 to March 31, 2024 (1 year)		March 31, 2021 to March 31, 2024 (3 years)		March 29, 2019 to March 31, 2024 (5 years)	
	Scheme Return (%)	Tier I - Benchmark <sup>#</sup> Returns (%)	Scheme Return (%)	Tier I - Benchmark <sup>#</sup> Returns (%)	Scheme Return (%)	Tier I - Benchmark <sup>#</sup> Returns (%)
Quantum Gold Savings Fund - Direct Plan - Growth Option	10.86%	11.54%	13.69%	14.88%	14.85%	16.06%
Quantum Gold Savings Fund - Regular Plan - Growth Option	10.70%	11.54%	13.52%	14.88%	14.70%	16.06%

Past performance may or may not be sustained in the future.


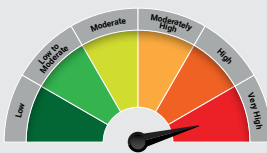
<sup>#</sup>Domestic Price of Gold.

Returns are net of total expenses and are calculated on the basis of Compounded Annualized Growth Rate (CAGR).

Different Plans shall have different expense structure.

Mr. Chirag Mehta manages 5 Schemes of the Quantum Mutual Fund.

## Product Labeling

Name of the Scheme & Tier I Benchmark	This product is suitable for investors who are seeking*	Risk-o-meter of Scheme	Risk-o-meter of Tier I Benchmark
<p>Quantum ESG Best In Class Strategy Fund</p> <p>(An Open-ended equity scheme investing in companies following Environment, Social and Governance (ESG) theme assessed through a Best In Class Strategy)</p> <p>Tier I Benchmark: NIFTY100 ESG TRI</p>	<ul style="list-style-type: none"> <li>Long term capital appreciation</li> <li>Invests in shares of companies that meet Quantum's Environment, Social, Governance (ESG) criteria</li> </ul>	 <p>Investors understand that their principal will be at Very High Risk</p>	

\*Investors should consult their financial advisers if in doubt about whether the product is suitable for them.

### ^^ Note:

Since the scheme has not completed 3 years data will not be available.

Name of Quantum India ESG Equity Fund has been changed to Quantum ESG Best In Class Strategy Fund effective from 1st February, 2024.



# QUANTUM LIQUID FUND

An Open-ended Liquid Scheme.  
A relatively low interest rate risk and relatively low credit risk

## Investment Objective

To provide optimal returns with low to moderate levels of risk and high liquidity through judicious investments in money market and debt instruments.

## ★ Scheme Features



### Fund Manager

Mr. Pankaj Pathak

Work experience: 12 years. He has been managing this fund since March 01, 2017



### Category of Scheme

Liquid Fund



### Inception Date (Date of Allotment)

April 07, 2006



### Declaration of Net Asset Value (NAV)

Every Business Day



### Entry / Sales Load

Not Applicable



### Total Expense Ratio (As on month end)

TER specified are the actual expenses charged (i.e. effective rate) as at the end of the month.

**Direct Plan – Total TER = 0.15%**

**Regular Plan – Total TER = 0.25%**



### Benchmark Index

\*Tier I Benchmark - CRISIL Liquid Debt A-I Index



### Minimum Application Amount (Under each Option)

Growth Option: ₹ 5,000/- and in multiples of ₹ 1/- thereafter.  
Monthly Income Distribution cum Capital Withdrawal (IDCW) Option: ₹ 10,000/- and in multiples of ₹ 1/- thereafter.  
Daily Income Distribution cum Capital Withdrawal Reinvestment Option: ₹ 1,00,000/- and in multiples of ₹ 1/- thereafter. Additional Investment: ₹ 500/- and in multiples of ₹ 1/- thereafter /50 units (For all options)

\*Tier-I Benchmark of the scheme has been changed from CRISIL Liquid Fund AI Index to CRISIL Liquid Debt A-I Index w.e.f. April 03, 2023

# QUANTUM LIQUID FUND

An Open-ended Liquid Scheme.  
A relatively low interest rate risk and relatively low credit risk

## Weighted Average Maturity as on March 31, 2024

Weighted Average Maturity	Days
At the end of the month	54
Average during the month	51
Modified Duration	50
Macaulay's Duration	54

## Brokerages & Commissions Details

Brokerages on Investments for March 2024	₹14,500.00
Distributor commissions paid during March 2024	₹11,527.37
Portfolio yield (Last one year)	17.85%

## Portfolio Information

Scheme Name: Quantum Liquid Fund

Description (if any)	
Annualised Portfolio YTM*	7.38%
Macaulay's Duration	53 Days
Residual Maturity	54 Days
As on (Date)	31-03-2024

\*in case of semi annual YTM, it will be annualised

## ★ Scheme Features



### Investment Options

Growth, Daily Reinvestment of Income Distribution Cum Capital Withdrawal (IDCW) Option & Monthly Income Distribution cum Capital Withdrawal (IDCW) Option – Two facilities (a) Payout of Income Distribution Cum Capital Withdrawal (IDCW) Facility; and (b) Reinvestment of Income Distribution Cum Capital Withdrawal (IDCW) Facility



### Redemption Proceeds

Processed through RTGS/NEFT mode on T+1 basis from the date of transaction where the investor's Bank details are available.

Processed through cheque on T+1 basis from the date of transaction where the required Bank details of investor are not available



### Exit Load

For complete details on Exit Load please refer page no. 45

NAV (as on March 31, 2024)	Direct Plan (₹/Unit)	Regular Plan (₹/Unit)
Daily IDCW Option	10.0085	10.0002
Monthly IDCW Option	10.0228	10.0191
Growth Option	32.4097	32.2237
Unclaimed IDCW Plan Above 3 years	10.0000	-
Unclaimed IDCW Plan Below 3 years	10.1901	-
Unclaimed Redemption Plan Above 3 years	10.0000	-
Unclaimed Redemption Plan Below 3 years	10.0000	-

## AUM ₹(In Crores)

(as on March 31, 2024)

Average AUM*	Absolute AUM
613.55	607.37

\*Cumulative Daily AUM / No of days in the month

The mentioned Tax Rates shall be increased by applicable surcharge, If any, Health and Education Cess @ 4% where ever as applicable. Equity oriented schemes will also attract Securities Transaction Tax (STT) @ 0.001% at the time of redemption and switch to other schemes.

Stamp Duty applicable on Investors subscription unit transactions including Switch in as per the rate mentioned in the Amendments to Indian Stamp Act,1899

**TRANSACTION CHARGES:** No Transaction Charges shall be deducted from the investment amount for applications received in the Regular Plan.

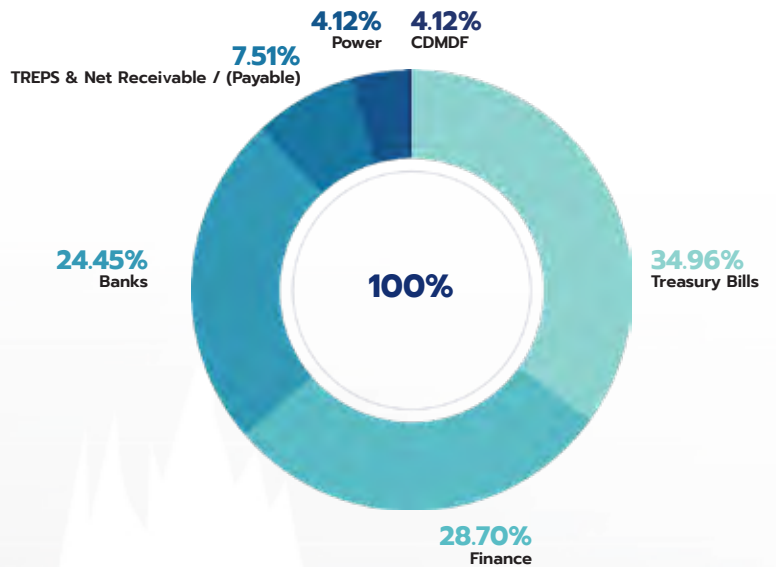
Brokerage and STT have been expensed out of the Scheme.

Record Date	Gross IDCW per unit (Rs.)	
	Direct Plan	Regular Plan
	Individual/Non Individual	Individual/Non Individual
25-Jan-24	0.05653751	0.05569193
26-Feb-24	0.06424544	0.06332149
26-Mar-24	0.05381950	0.05299912

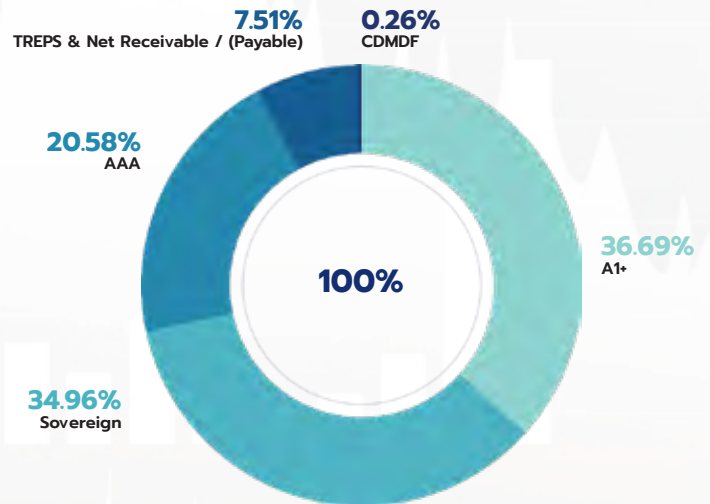
\*Investors are paid IDCW post deduction of TDS on Gross IDCW as applicable as per Finance Act 2020

## Asset Allocation & Rating Profile (% of Net Assets) as on March 31, 2024

Treasury Bills	34.96%
Finance	28.70%
Banks	24.45%
TREPS & Net Receivable / (Payable)	7.51%
Power	4.12%
CDMDF	0.26%
<b>Total</b>	<b>100.00%</b>



A1+	36.69%
Sovereign	34.96%
AAA	20.58%
TREPS & Net Receivable / (Payable)	7.51%
CDMDF	0.26%
<b>Total</b>	<b>100.00%</b>



## Quantum Liquid Fund Performance as on March 31, 2024

The Scheme is managed by **Mr. Pankaj Pathak**.

**Mr. Pankaj Pathak** is the Fund Manager managing the scheme since **March 01, 2017**.

For other Schemes Managed by Mr. Pankaj Pathak please see page no. 47

**Quantum Liquid Fund - Direct Plan - Growth Option**

Period	Scheme Returns (%)	Tier I - Benchmark <sup>#</sup> Returns (%)	Additional Benchmark Returns (%) <sup>##</sup>	Current Value ₹10,000 Invested at the beginning of a given period		
				Scheme Returns (₹)	Tier I - Benchmark <sup>#</sup> Returns (₹)	Additional Benchmark Returns (₹) <sup>##</sup>
Since Inception (07th Apr 2006)	6.75%	6.81%	6.13%	32,410	32,714	29,191
March 31, 2014 to March 31, 2024 (10 years)**	6.00%	6.42%	6.43%	17,922	18,637	18,660
March 31, 2017 to March 31, 2024 (7 years)**	5.34%	5.73%	5.83%	14,395	14,775	14,870
March 31, 2019 to March 31, 2024 (5 years)**	4.91%	5.27%	5.51%	12,713	12,933	13,077
March 31, 2021 to March 31, 2024 (3 years)**	5.26%	5.53%	5.15%	11,664	11,754	11,626
March 31, 2023 to March 31, 2024 (1 year)**	7.02%	7.25%	7.21%	10,704	10,727	10,723
February 29, 2024 to March 31, 2024 (1 month)*	7.11%	7.23%	7.22%	10,060	10,061	10,061
March 16, 2024 to March 31, 2024 (15 days)*	7.33%	7.20%	6.39%	10,030	10,030	10,026
March 24, 2024 to March 31, 2024 (7 days)*	8.15%	7.58%	7.32%	10,016	10,015	10,014

<sup>#</sup>CRISIL Liquid Debt A-I Index, <sup>##</sup>CRISIL 1 year T-bill Index.

**Past performance may or may not be sustained in the future.**

Different Plans shall have a different expense structure.

Refer to the section "GIPS Compliance" on Page no. 46 for GIPS related disclosure.

\*Simple Annualized.

\*\*Returns for 1 year and above period are calculated on the basis of Compounded Annualized Growth Rate (CAGR).

Returns are net of total expenses.

**Quantum Liquid Fund - Regular Plan - Growth Option**

Period	Scheme Returns (%)	Tier I - Benchmark <sup>#</sup> Returns (%)	Additional Benchmark Returns (%) <sup>##</sup>	Current Value ₹10,000 Invested at the beginning of a given period		
				Scheme Returns (₹)	Tier I - Benchmark <sup>#</sup> Returns (₹)	Additional Benchmark Returns (₹) <sup>##</sup>
Since Inception (01st Apr 2017)	5.25%	5.73%	5.83%	14,310	14,773	14,868
March 31, 2017 to March 31, 2024 (7 years)**	5.25%	5.73%	5.83%	14,310	14,775	14,870
March 31, 2019 to March 31, 2024 (5 years)**	4.82%	5.27%	5.51%	12,654	12,933	13,077
March 31, 2021 to March 31, 2024 (3 years)**	5.15%	5.53%	5.15%	11,629	11,754	11,626
March 31, 2023 to March 31, 2024 (1 year)**	6.91%	7.25%	7.21%	10,693	10,727	10,723
February 29, 2024 to March 31, 2024 (1 month)*	7.01%	7.23%	7.22%	10,060	10,061	10,061
March 16, 2024 to March 31, 2024 (15 days)*	7.23%	7.20%	6.39%	10,030	10,030	10,026
March 24, 2024 to March 31, 2024 (7 days)*	8.05%	7.58%	7.32%	10,015	10,015	10,014

<sup>#</sup>CRISIL Liquid Debt A-I Index, <sup>##</sup>CRISIL 1 year T-bill Index.

**Past performance may or may not be sustained in the future.**

Different Plans shall have a different expense structure.

Refer to the section "GIPS Compliance" on Page no. 46 for GIPS related disclosure.

\*Simple Annualized.

\*\*Returns for 1 year and above period are calculated on the basis of Compounded Annualized Growth Rate (CAGR).

Returns are net of total expenses.

**Exit Load:**

Investor Exit Upon Subscription	% of Exit Load
Day 1	0.0070%
Day 2	0.0065%
Day 3	0.0060%
Day 4	0.0055%
Day 5	0.0050%
Day 6	0.0045%
Day 7 Onwards	NIL

Note: Redemption / Switched Outs will be done on First in First out (FIFO) basis.

The above mentioned Exit Load shall be equally applicable to Systematic Withdrawal Plan (SWP), Systematic Transfer Plan (STP) and Switches including existing installment of existing SIPs/ STPs / SWPs falling due after the effective date.

However, no exit load will be charged for switching between option / plan within the scheme.

Name of Instrument	Rating	Residual Maturity (in days)	Market Value (₹ in Lakhs)	% to Net Assets	Annualised Yield to Maturity
<b>DEBT INSTRUMENTS</b>					
<b>A. Listed /Awaiting listing on Stock Exchanges</b>					
1. 8.1% Power Fin Corp Ltd NCD S188 (MD 04/06/2024)	CRISIL AAA	65	4,999.84	8.23%	7.61%
2. 7.69% NABARD Sr 20C NCD (MD 29/05/2024)	CRISIL AAA	59	4,996.11	8.23%	7.69%
3. 8.40% Power Grid Corp NCD STRP F (MD 27/05/2024)	CRISIL AAA	57	2,500.64	4.12%	7.69%
<b>B. Privately Placed/Unlisted</b>		NIL	NIL	NIL	NIL
<b>C. Securitised Debt Instruments</b>		NIL	NIL	NIL	NIL
<b>Total of Debt Instruments</b>			<b>12,496.59</b>	<b>20.58%</b>	
<b>MONEY MARKET INSTRUMENTS</b>					
<b>A. Treasury Bills (T-Bill)</b>					
1. 91 Days Tbill (MD 20/06/2024)	Sovereign	81	7,388.27	12.16%	6.90%
2. 91 Days Tbill (MD 30/05/2024)	Sovereign	60	4,946.23	8.14%	6.73%
3. 91 Days Tbill (MD 06/06/2024)	Sovereign	67	4,938.59	8.13%	6.88%
4. 182 Days Tbill (MD 09/05/2024)	Sovereign	39	2,482.68	4.09%	6.70%
5. 91 Days Tbill (MD 27/06/2024)	Sovereign	88	983.82	1.62%	6.90%
6. 91 Days Tbill (MD 25/04/2024)	Sovereign	25	497.82	0.82%	6.65%
<b>Total of T-Bill</b>			<b>21,237.41</b>	<b>34.96%</b>	
<b>B. Commercial Papers (CP)</b>					
1. Small Ind Dev Bk of India CP (MD 09/05/2024)	CRISIL A1+	39	4,961.26	8.17%	7.50%
2. Export Import Bank of India CP (MD 22/05/2024)	ICRA A1+	52	2,474.25	4.07%	7.45%
<b>Total of CPs</b>			<b>7,435.51</b>	<b>12.24%</b>	
<b>C. Certificate of Deposits (CD)</b>					
1. Bank of Baroda CD (MD 02/05/2024)	IND A1+	32	4,968.15	8.18%	7.55%
2. State Bank of India CD (MD 17/05/2024)	IND A1+	47	4,953.00	8.15%	7.53%
3. Canara Bank CD (MD 05/06/2024)	CRISIL A1+	66	4,933.89	8.12%	7.53%
<b>Total of CDs</b>			<b>14,855.04</b>	<b>24.45%</b>	
<b>D. TREPS*</b>			3,683.74	6.06%	6.98%
<b>Total of Money Market Instruments</b>			<b>47,211.70</b>	<b>77.71%</b>	
<b>OTHERS</b>					
1. Corporate Debt Market Development Fund Class A2		1,534	156.27	0.26%	
<b>Net Receivable/(payable)</b>			<b>874.13</b>	<b>1.45%</b>	
<b>Grand Total</b>			<b>60,738.69</b>	<b>100.00%</b>	

\* Cash & Cash Equivalents

Quantum Liquid Fund Aum of Rs. 607.39 Crores includes amount payable to investors on account of Unclaimed Dividend below 3 years amounting to Rs. 0.02 Crores.

## GIPS Compliance

A) Quantum Asset Management Company Pvt. Ltd. claims compliance with the Global Investment Performance Standards (GIPS®). GIPS® is a registered trademark of CFA Institute. CFA Institute does not endorse or promote this organization, nor does it warrant the accuracy or quality of the content contained herein.

B) Indian Rupee (INR) is the currency used to express performance and other statistics.

C) As per the SEBI Guidelines, in case of liquid fund, returns for the period of 7 days, 15 days and 1 month are to be provided using simple annualized method of calculating return. The SEBI requirements to provide such returns using simple annualized method of calculating returns are different from the GIPS requirements, which does not allow annualization of returns for periods less than one year

**QUANTUM DYNAMIC BOND FUND**

Mr. Pankaj Pathak is the Fund Manager managing the scheme since March 01, 2017.

Period	March 31, 2023 to March 31, 2024 (1 year)		March 31, 2021 to March 31, 2024 (3 years)		March 29, 2019 to March 31, 2024 (5 years)	
	Scheme Return (%)	Tier I - Benchmark# Returns (%)	Scheme Return (%)	Tier I - Benchmark# Returns (%)	Scheme Return (%)	Tier I - Benchmark# Returns (%)
Quantum Dynamic Bond Fund - Direct Plan - Growth Option	9.19%	8.08%	6.22%	5.40%	7.30%	7.45%
Quantum Dynamic Bond Fund - Regular Plan - Growth Option	8.82%	8.08%	6.01%	5.40%	7.12%	7.45%

Past performance may or may not be sustained in the future.



#CRISIL Dynamic Bond A-III Index.

Returns are net of total expenses and are calculated on the basis of Compounded Annualized Growth Rate (CAGR)

Different Plans shall have different expense structure.

Mr. Pankaj Pathak manages 2 schemes of the Quantum Mutual Fund.

**Product Labeling**

Name of the Scheme & Tier I Benchmark	This product is suitable for investors who are seeking*	Risk-o-meter of Scheme	Risk-o-meter of Tier I Benchmark
Quantum Liquid Fund  (An Open-ended Liquid Scheme. A relatively low interest rate risk and relatively low credit risk.)  Tier I Benchmark: CRISIL Liquid Debt A-I Index	<ul style="list-style-type: none"> <li>Income over the short term</li> <li>Investments in debt / money market instruments</li> </ul>	 <p>Investors understand that their principal will be at Low Risk</p>	

\*Investors should consult their financial advisers if in doubt about whether the product is suitable for them.

**PRC Matrix – Quantum Liquid Fund**

Credit Risk →	Relatively Low (Class A)	Moderate (Class B)	Relatively High (Class C)
Interest Rate Risk ↓			
Relatively Low (Class I)	<b>A-I</b>		
Moderate (Class II)			
Relatively High (Class III)			

**a) Tax On Income Distribution (IDCW Option)**

INVESTOR	INCOME TAX RATE	TDS
Resident Individuals/HUF /Domestic Company	Applicable Slab rates + Surcharge as applicable + 4 % Health & Education Cess	10% (if income distributed is more than Rs.5,000 during Financial Year)
Non-Resident	20% plus Surcharge as applicable + 4% Health & Education Cess	20% plus Surcharge as applicable + 4% Health & Education Cess

**b) Tax on Capital Gains\***

(For Investment done on or after 1st April, 2023)

**Short Term**

(Irrespective of Holding Period)

Resident Individuals , HUF , Domestic Companies	Applicable Slab Rates - Maximum 30%
FII's	Applicable Slab Rates - Maximum 30%
Non-Resident Indians	Applicable Slab Rates - Maximum 30% (TDS deducted @ 30%)

\*The mentioned Tax Rates shall be increased by applicable surcharge if any, Health and Education Cess @4%. For further details on Taxation please refer the clause of Taxation of SAI. Investment done prior to 1st April, 2023, earlier Tax structure would be applicable.

Equity oriented schemes will also attract Securities Transaction Tax (STT) @ 0.001% at the time of redemption and switch to other schemes.

Stamp Duty applicable on Investors subscription unit transactions including Switch in as per the rate mentioned in the Amendments to Indian Stamp Act,1899

**TRANSACTION CHARGES:** No Transaction Charges shall be deducted from the investment amount for applications received in the Regular Plan.

# QUANTUM DYNAMIC BOND FUND

An Open-ended Dynamic Debt Scheme Investing Across Duration. A relatively high interest rate risk and relatively low credit risk

## Investment Objective

To generate income and capital appreciation through active management of portfolio consisting of short term, long term debt and money market instruments.

## ★ Scheme Features



### Fund Manager

**Mr. Pankaj Pathak**

Work experience: 12 years. He has been managing this fund since March 01, 2017



### Category of Scheme

Dynamic Bond Fund



### Inception Date (Date of Allotment)

May 19, 2015



### Declaration of Net Asset Value (NAV)

Every Business Day



### Entry / Sales Load

Not Applicable



### Total Expense Ratio (As on month end)

TER specified are the actual expenses charged (i.e. effective rate) as at the end of the month.

**Direct Plan – Total TER = 0.51%**

**Regular Plan – Total TER = 0.96%**



### Benchmark Index

#Tier I Benchmark - CRISIL Dynamic Bond A-III Index



### Minimum Application Amount (Under each Option)

Purchase: ₹500/- and in multiples of ₹1/- thereafter.

Additional Purchase: ₹500/- and in multiples of ₹1/- thereafter/ 50 units

#Tier-I Benchmark of the scheme has been changed from CRISIL Dynamic Bond Fund All Index to CRISIL Dynamic Bond A-III Index w.e.f. April 03, 2023



# QUANTUM DYNAMIC BOND FUND

An Open-ended Dynamic Debt Scheme Investing Across Duration. A relatively high interest rate risk and relatively low credit risk

## Weighted Average Maturity as on March 31, 2024

Weighted Average Maturity	(In years)
At the end of the month	12.53
Modified Duration	7.53
Macaulay's Duration	7.83

## Brokerages & Commissions Details

Brokerages on Investments for March 2024	NIL
Distributor commissions paid during March 2024	₹10,805.90
Portfolio yield	7.15%

## Portfolio Information

Scheme Name: Quantum Dynamic Bond Fund

Description (if any)	
Annualised Portfolio YTM*	7.15%
Macaulay's Duration	7.83 Years
Residual Maturity	12.53 Years
As on (Date)	31/03/2024

\*in case of semi annual YTM, it will be annualised

## ★ Scheme Features



### Investment Options

Growth Option, Monthly Payout of Income Distribution Cum Capital Withdrawal (IDCW) Option and Monthly Reinvestment of Income Distribution Cum Capital Withdrawal (IDCW) Option



### Redemption Proceeds

Processed through RTGS/NEFT mode on T+1 basis from the date of transaction where the investor's Bank details are available.

Processed through cheque on T+1 basis from the date of transaction where the required Bank details of investor are not available.



### Exit Load

Nil

NAV (as on March 31, 2024)	Direct Plan (₹/Unit)	Regular Plan (₹/Unit)
Monthly IDCW Option	10.3247	10.3857
Growth Option	19.5870	19.3872

## AUM ₹(In Crores) (as on March 31, 2024)

Average AUM*	Absolute AUM
97.99	98.57

\*Cumulative Daily AUM / No of days in the month

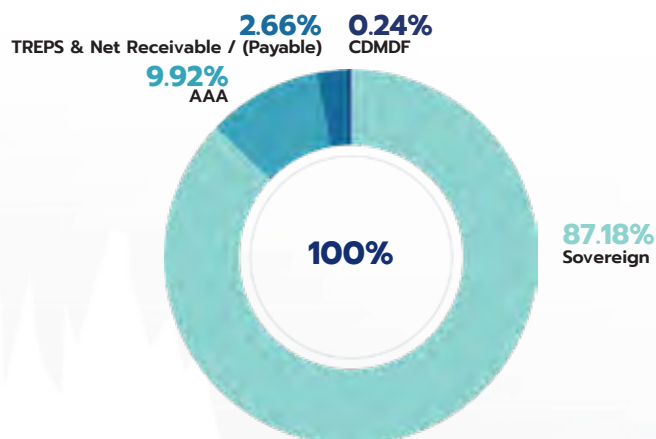
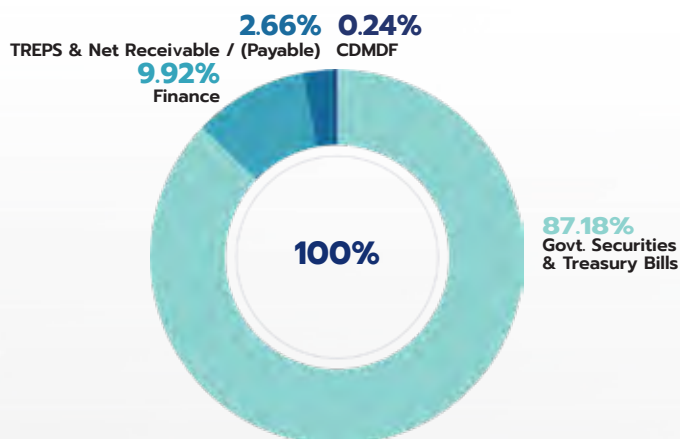
Income Distribution History - Monthly IDCW		Gross IDCW per unit (Rs.)	
Record Date	Direct Plan	Regular Plan	
	Individual/Non Individual	Individual/Non Individual	
25-Jan-24	0.06235419	0.05937579	
26-Feb-24	0.08630790	0.08307274	
26-Mar-24	0.07228276	0.06934492	

\*Investors are paid IDCW post deduction of TDS on Gross IDCW as applicable as per Finance Act 2020

## Asset Allocation & Rating Profile (% of Net Assets) as on March 31, 2024

Govt. Securities & Treasury Bills	87.18%
Finance	9.92%
TREPS & Net Receivable / (Payable)	2.66%
CDMDF	0.24%
<b>Total</b>	<b>100.00%</b>

Sovereign	87.18%
AAA	9.92%
TREPS & Net Receivable / (Payable)	2.66%
CDMDF	0.24%
<b>Total</b>	<b>100.00%</b>



## Quantum Dynamic Bond Fund Performance as on March 31, 2024

The Scheme is managed by **Mr. Pankaj Pathak**.

**Mr. Pankaj Pathak** is the Fund Manager managing the scheme since **March 01, 2017**

2 For other Schemes Managed by Mr. Pankaj Pathak please see page no. 52

## Performance of the Scheme

Direct Plan

Quantum Dynamic Bond Fund - Direct Plan - Growth Option

Period	Scheme Returns (%)	Tier I - Benchmark <sup>#</sup> Returns (%)	Additional Benchmark Returns (%) <sup>##</sup>	Current Value ₹10,000 Invested at the beginning of a given period		
				Scheme Returns (₹)	Tier I - Benchmark <sup>#</sup> Returns (₹)	Additional Benchmark Returns (₹) <sup>##</sup>
Since Inception (19th May 2015)	7.87%	7.60%	6.35%	19,587	19,157	17,277
March 31, 2017 to March 31, 2024 (7 years)	6.91%	6.94%	5.28%	15,974	16,002	14,343
March 29, 2019 to March 31, 2024 (5 years)	7.30%	7.45%	6.14%	14,232	14,333	13,482
March 31, 2021 to March 31, 2024 (3 years)	6.22%	5.40%	4.30%	11,985	11,711	11,347
March 31, 2023 to March 31, 2024 (1 year)	9.19%	8.08%	8.52%	10,922	10,811	10,854

<sup>#</sup>CRISIL Dynamic Bond A-III Index, <sup>##</sup>CRISIL 10 Year Gilt Index. Past performance may or may not be sustained in the future.

Different Plans shall have a different expense structure.

Refer to the section "GIPS Compliance" on Page no. 51 for GIPS related disclosure.

Returns are net of total expenses and are calculated on the basis of Compounded Annualized Growth Rate (CAGR).

Quantum Dynamic Bond Fund - Regular Plan - Growth Option

Period	Scheme Returns (%)	Tier I - Benchmark <sup>#</sup> Returns (%)	Additional Benchmark Returns (%) <sup>##</sup>	Current Value ₹10,000 Invested at the beginning of a given period		
				Scheme Returns (₹)	Tier I - Benchmark <sup>#</sup> Returns (₹)	Additional Benchmark Returns (₹) <sup>##</sup>
Since Inception (01st Apr 2017)	6.76%	6.94%	5.28%	15,809	15,999	14,341
March 31, 2017 to March 31, 2024 (7 years)	6.76%	6.94%	5.28%	15,809	16,002	14,343
March 29, 2019 to March 31, 2024 (5 years)	7.12%	7.45%	6.14%	14,114	14,333	13,482
March 31, 2021 to March 31, 2024 (3 years)	6.01%	5.40%	4.30%	11,916	11,711	11,347
March 31, 2023 to March 31, 2024 (1 year)	8.82%	8.08%	8.52%	10,884	10,811	10,854

<sup>##</sup>CRISIL Dynamic Bond A-III Index, <sup>##</sup>CRISIL 10 Year Gilt Index. **Past performance may or may not be sustained in the future.**

Different Plans shall have a different expense structure. Refer to the section "GIPS Compliance" please see below for GIPS related disclosure.

Returns are net of total expenses and are calculated on the basis of Compounded Annualized Growth Rate (CAGR).

Portfolio as on March 31, 2024 **QUANTUM DYNAMIC BOND FUND**

Name of Instrument	Rating	Market Value ₹ in Lakhs	% to Net Asset	Annualised Yield to Maturity
<b>DEBT INSTRUMENTS A) Listed /Awaiting listing on Stock Exchanges</b>				
<b>i. Bonds</b>				
1. 7.4% NABARD Sr 23A NCD (MD 30/01/2026)	CRISIL AAA	496.92	5.04%	7.75%
2. 6.9% IRFC Ltd NCD (MD 05/06/2035)	CRISIL AAA	481.09	4.88%	7.41%
<b>Total of Bonds</b>		<b>978.01</b>	<b>9.92%</b>	
<b>ii. Government Securities</b>				
1. 7.18% GOI (MD 24/07/2037)	Sovereign	3,526.56	35.78%	7.21%
2. 7.18% GOI (MD 14/08/2033)	Sovereign	2,521.36	25.58%	7.18%
3. 7.3% GOI (MD 19/06/2053)	Sovereign	1,022.16	10.37%	7.25%
4. 7.26% GOI (MD 06/02/2033)	Sovereign	1,011.26	10.26%	7.21%
<b>Total of Government Securities</b>		<b>8,081.34</b>	<b>81.99%</b>	
<b>iii) State Government Securities</b>				
1. 7.7% Maharashtra SDL (MD 08/11/2034)	Sovereign	511.69	5.19%	7.51%
<b>Total of State Government Securities</b>		<b>511.69</b>	<b>5.19%</b>	
<b>B. Privately Placed/Unlisted</b>				
		NIL	NIL	NIL
<b>C. Securitized Debt Instruments</b>				
		NIL	NIL	NIL
<b>Total of Debt Instruments</b>		<b>9,571.04</b>	<b>97.10%</b>	
<b>MONEY MARKET INSTRUMENTS</b>				
<b>a. TREPS</b>		91.17	0.92%	6.98%
<b>OTHERS</b>				
1. Corporate Debt Market Development Fund Class A2	233	23.75	0.24%	
<b>Net Receivable/(payable)</b>		<b>170.65</b>	<b>1.74%</b>	
<b>Grand Total</b>		<b>9,856.61</b>	<b>100.00%</b>	

\*Cash & Cash Equivalents

GIPS Compliance

A) Quantum Asset Management Company Pvt. Ltd. claims compliance with the Global Investment Performance Standards (GIPS®). GIPS® is a registered trademark of CFA Institute. CFA Institute does not endorse or promote this organization, nor does it warrant the accuracy or quality of the content contained herein.

B) Indian Rupee (INR) is the currency used to express performance and other statistics.



## PERFORMANCE OF THE FUNDS MANAGED BY PANKAJ PATHAK

### QUANTUM LIQUID FUND

Mr. Pankaj Pathak is the Fund Manager managing the scheme since March 01, 2017.

Period	March 31, 2023 to March 31, 2024 (1 year)		March 31, 2021 to March 31, 2024 (3 years)		March 31, 2019 to March 31, 2024 (5 years)	
	Scheme Return (%)	Tier I - Benchmark# Returns (%)	Scheme Return (%)	Tier I - Benchmark# Returns (%)	Scheme Return (%)	Tier I - Benchmark# Returns (%)
Quantum Liquid Fund - Direct Plan - Growth Option	7.02%	7.25%	5.26%	5.53%	4.91%	5.27%
Quantum Liquid Fund - Regular Plan - Growth Option	6.91%	7.25%	5.15%	5.53%	4.82%	5.27%

Past performance may or may not be sustained in the future.



#CRISIL Liquid Debt A-I Index.

Returns are net of total expenses and are calculated on the basis of Compounded Annualized Growth Rate (CAGR)

Different Plans shall have different expense structure.

Mr. Pankaj Pathak manages 2 schemes of the Quantum Mutual Fund.

## Product Labeling

Name of the Scheme & Tier I Benchmark	This product is suitable for investors who are seeking*	Risk-o-meter of Scheme	Risk-o-meter of Tier I Benchmark
Quantum Dynamic Bond Fund (An Open-ended Dynamic Debt Scheme Investing Across Duration. A relatively high interest rate risk and relatively low credit risk.)  Tier I Benchmark: CRISIL Dynamic Bond A-III Index	<ul style="list-style-type: none"> <li>Regular income over short to medium term and capital appreciation</li> <li>Investment in Debt / Money Market Instruments / Government Securities</li> </ul>	 <p>Investors understand that their principal will be at Moderate Risk</p>	

\*Investors should consult their financial advisers if in doubt about whether the product is suitable for them.

### PRC Matrix – Quantum Dynamic Bond Fund

Credit Risk →	Relatively Low (Class A)	Moderate (Class B)	Relatively High (Class C)
Interest Rate Risk ↓			
Relatively Low (Class I)			
Moderate (Class II)			
Relatively High (Class III)	<b>A-III</b>		

### a) Tax On Income Distribution (IDCW Option)

INVESTOR	INCOME TAX RATE	TDS
Resident Individuals/HUF /Domestic Company	Applicable Slab rates + Surcharge as applicable + 4 % Health & Education Cess	10% (if income distributed is more than Rs.5,000 during Financial Year)
Non-Resident	20% plus Surcharge as applicable + 4% Health & Education Cess	20% plus Surcharge as applicable + 4% Health & Education Cess

### b) Tax on Capital Gains\*

(For Investment done on or after 1st April, 2023)

### Short Term

(Irrespective of Holding Period)

Resident Individuals , HUF , Domestic Companies	Applicable Slab Rates - Maximum 30%
FII's	Applicable Slab Rates - Maximum 30%
Non-Resident Indians	Applicable Slab Rates - Maximum 30% (TDS deducted @ 30%)

\*The mentioned Tax Rates shall be increased by applicable surcharge if any, Health and Education Cess @4%. For further details on Taxation please refer the clause of Taxation of SAI. Investment done prior to 1st April, 2023, earlier Tax structure would be applicable.

Equity oriented schemes will also attract Securities Transaction Tax (STT) @ 0.001% at the time of redemption and switch to other schemes.

Stamp Duty applicable on Investors subscription unit transactions including Switch in as per the rate mentioned in the Amendments to Indian Stamp Act,1899

**TRANSACTION CHARGES:** No Transaction Charges shall be deducted from the investment amount for applications received in the Regular Plan.

# QUANTUM GOLD SAVINGS FUND

An Open Ended Fund of Fund Scheme  
Investing in Quantum Gold Fund

## Investment Objective

To provide capital appreciation by predominantly investing in units of Quantum Gold Fund Replicating / Tracking Gold an Exchange Traded Fund. The performance of the Scheme may differ from that of Quantum Gold Fund and the domestic prices of gold due to expenses and certain other factors. There can be no assurance or guarantee that the investment objective of the Scheme will be achieved.

## ★ Scheme Features



### Fund Manager

**Mr. Chirag Mehta**

Work experience: 19 years. He has been managing this fund since May 19, 2011.



### Category of Scheme

Fund of Fund – Domestic



### Inception Date (Date of Allotment)

May 19, 2011



### Declaration of Net Asset Value (NAV)

Every Business Day



### Entry / Sales Load

Not Applicable



### Total Expense Ratio (As on month end)

TER specified are the actual expenses charged (i.e. effective rate) as at the end of the month

Total average Expense ratio of QGSF combined with the average expense ratio charged by the underlying schemes - Direct Plan

**Direct Plan – Total TER = 0.06%**  
**Regular Plan – Total TER = 0.21%**



### Benchmark Index

Tier I Benchmark - Domestic Price of Physical Gold



### Minimum Application Amount (Under each Option)

Purchase: ₹500/- and in multiples of ₹1/- thereafter.  
Additional Purchase: ₹500/- and in multiples of ₹1/- thereafter / 50 units



### Investment Options

Growth

# QUANTUM GOLD SAVINGS FUND

An Open Ended Fund of Fund Scheme  
Investing in Quantum Gold Fund

## ★ Scheme Features



### Redemption Proceeds

Processed through RTGS/NEFT mode on T+2 basis from the date of transaction where the investor's Bank details are available.

Processed through cheque on T+2 basis from the date of transaction where the required Bank details of investor are not available.



### Exit Load

Nil

NAV (as on March 31, 2024)	Direct Plan (₹/Unit)	Regular Plan (₹/Unit)
Growth Option	26.0523	25.8190

### AUM ₹(In Crores) (as on March 31, 2024)

Average AUM*	Absolute AUM
99.80	102.16

\*Cumulative Daily AuM / No of days in the month



### Brokerages & Commissions Details

Brokerages on Investments  
for March 2024 ₹7121.01

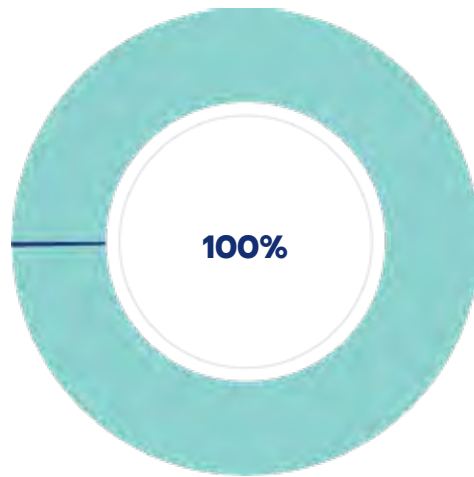
Distributor commissions  
paid during March 2024 ₹24,881.72

Portfolio Turnover Ratio  
(Last one year) NA

## Asset Allocation (% of Net Assets) as on March 31, 2024

Units of Quantum Gold Fund - ETF	99.83%
TREPS & Net Receivable / (Payable)	0.17%
<b>Total</b>	<b>100.00%</b>

**0.17%**  
TREPS &  
Net Receivable /  
(Payable)



**99.83%**  
Units of Quantum  
Gold Fund (an ETF)

## Quantum Gold Savings Fund Performance as on March 31, 2024

The Scheme is managed by **Chirag Mehta**

Mr. Chirag Mehta is the Fund Manager managing the scheme since **May 19, 2011**

For other Schemes Managed by Mr. Chirag Mehta please see page no. 57

## Performance of the Scheme

Direct Plan

### Quantum Gold Savings Fund - Direct Plan

Period	Scheme Returns (%)	Tier I - Benchmark <sup>#</sup> Returns (%)	Additional Benchmark Returns (%) <sup>##</sup>	Current Value ₹10,000 Invested at the beginning of a given period		
				Scheme Returns (₹)	Tier I - Benchmark <sup>#</sup> Returns (₹)	Additional Benchmark Returns (₹) <sup>##</sup>
Since Inception (19th May 2011)	7.72%	8.99%	6.64%	26,052	30,317	22,881
March 31, 2014 to March 31, 2024 (10 years)	7.56%	9.09%	7.09%	20,742	23,884	19,850
March 31, 2017 to March 31, 2024 (7 years)	11.48%	12.66%	5.28%	21,405	23,054	14,343
March 29, 2019 to March 31, 2024 (5 years)	14.85%	16.06%	6.14%	20,010	21,096	13,482
March 31, 2021 to March 31, 2024 (3 years)	13.69%	14.88%	4.30%	14,701	15,166	11,347
March 31, 2023 to March 31, 2024 (1 year)	10.86%	11.54%	8.52%	11,089	11,157	10,854

<sup>#</sup>Domestic Price of Physical Gold, <sup>##</sup>CRISIL 10 Year Gilt Index.

**Past performance may or may not be sustained in the future.**

Different Plans shall have a different expense structure.

Refer to the section "GIPS Compliance" on Page no. 56 for GIPS related disclosure.

Returns are net of total expenses and are calculated on the basis of Compounded Annualized Growth Rate (CAGR).

**Quantum Gold Savings Fund - Regular Plan**

Period	Scheme Returns (%)	Tier I - Benchmark <sup>#</sup> Returns (%)	Additional Benchmark Returns (%) <sup>##</sup>	Current Value ₹10,000 Invested at the beginning of a given period		
				Scheme Returns (₹)	Tier I - Benchmark <sup>#</sup> Returns (₹)	Additional Benchmark Returns (₹) <sup>##</sup>
Since Inception (01st Apr 2017)	11.33%	12.66%	5.28%	21,213	23,054	14,341
March 31, 2017 to March 31, 2024 (7 years)	11.33%	12.66%	5.28%	21,213	23,054	14,343
March 29, 2019 to March 31, 2024 (5 years)	14.70%	16.06%	6.14%	19,879	21,096	13,482
March 31, 2021 to March 31, 2024 (3 years)	13.52%	14.88%	4.30%	14,635	15,166	11,347
March 31, 2023 to March 31, 2024 (1 year)	10.70%	11.54%	8.52%	11,073	11,157	10,854

<sup>#</sup>Domestic Price of Physical Gold, <sup>##</sup>CRISIL 10 Year Gilt Index.

Past performance may or may not be sustained in the future.

Different Plans shall have a different expense structure.

Refer to the section "GIPS Compliance" please see below for GIPS related disclosure.

Returns are net of total expenses and are calculated on the basis of Compounded Annualized Growth Rate (CAGR).

	Total Amount Invested (₹ '000)	Mkt Value as on Mar 31, 24 (₹ '000)	Tier I - Benchmark <sup>#</sup> Returns (₹ '000)	Additional Benchmark Returns (₹ '000) <sup>##</sup>	Returns (XIRR*) (%)	Tier I - Benchmark <sup>#</sup> Returns (%)	Additional Benchmark Returns (%) <sup>##</sup>
SIP Since Inception	1,540	2,790	3,021	2,342	8.83%	9.97%	6.30%
10 Years SIP	1,200	2,094	2,221	1,633	10.75%	11.86%	6.02%
7 Years SIP	840	1,309	1,363	1,025	12.49%	13.62%	5.62%
5 Years SIP	600	811	833	683	12.05%	13.14%	5.17%
3 Years SIP	360	444	451	395	14.25%	15.37%	6.09%
1 Year SIP	120	131	132	125	18.60%	20.17%	8.30%

Past performance may or may not be sustained in the future. The above SIP performance is for Quantum Gold Savings Fund - Direct plan - Growth option. Return on SIP and Benchmark are annualized and compounded investment return for cash flows resulting out of uniform and regular monthly subscriptions as on 5th day of every month (in case 5th is a non-Business Day, then the next Business Day) and have been worked out using the Excel spreadsheet function known as XIRR. XIRR calculates the internal rate of return for series of cash flow. Assuming ₹ 10,000 invested every month on 5th day of every month (in case 5th is a non-Business Day, then the next Business Day), the 1 year, 3 years, 5 years, 7 years, 10 years and since inception returns from SIP are annualized and compounded investment return computed on the assumption that SIP installments were received across the time periods from the start date of SIP from the end of the relevant period viz. 1 year, 3 years, 5 years, 7 years, 10 years and since Inception. \*XIRR - XIRR calculates the internal rate of return to measure and compare the profitability of series of investments.

Returns are net of total expenses.

<sup>#</sup>Domestic Price of Physical Gold, <sup>##</sup>CRISIL 10 Year Gilt Index.

Name of Instrument	Quantity	Market/ Fair Value (₹ in Lakhs)	% to Net
<b>A. EXCHANGE TRADED FUND UNITS</b>			
1. Quantum Gold Fund - Exchange Traded Fund (ETF)	1,81,31,676	10,199.07	99.83%
<b>Total of Exchange Traded Fund Units</b>		<b>10,199.07</b>	<b>99.83%</b>
<b>B. MONEY MARKET INSTRUMENTS</b>			
<b>a. TREPS*</b>		<b>9.15</b>	<b>0.09%</b>
<b>Net Receivable/(payable)</b>		<b>7.95</b>	<b>0.08%</b>
<b>Grand Total</b>		<b>10,216.17</b>	<b>100.00%</b>

\* Cash & Cash Equivalents

A) Quantum Asset Management Company Pvt. Ltd. claims compliance with the Global Investment Performance Standards (GIPS®). GIPS® is a registered trademark of CFA Institute. CFA Institute does not endorse or promote this organization, nor does it warrant the accuracy or quality of the content contained herein.

B) Indian Rupee (INR) is the currency used to express performance and other statistics.





**QUANTUM MULTI ASSET FUND OF FUNDS**

Mr. Chirag Mehta is managing the scheme since July 11, 2012.

Period	March 31, 2023 to March 31, 2024 (1 year)		March 31, 2021 to March 31, 2024 (3 years)		March 29, 2019 to March 31, 2024 (5 years)	
	Scheme Return (%)	Tier I - Benchmark# Returns (%)	Scheme Return (%)	Tier I - Benchmark# Returns (%)	Scheme Return (%)	Tier I - Benchmark# Returns (%)
Quantum Multi Asset Fund of Funds - Direct Plan - Growth Option	17.12%	16.85%	10.46%	11.43%	10.06%	11.82%
Quantum Multi Asset Fund of Funds - Regular Plan - Growth Option	16.73%	16.85%	10.06%	11.43%	9.71%	11.82%

Past performance may or may not be sustained in the future. Load is not taken into consideration in Scheme Return Calculation.

#CRISIL Dynamic Bond A-III Index (20%) + CRISIL Liquid Debt A-I Index (25%) + Nifty 50 TRI (40%) + Domestic price of Gold (15%). w.e.f. April 3, 2023, benchmark of the scheme has been changed.

It is a customized index and it is rebalanced daily.

Returns are net of total expenses and are calculated on the basis of Compounded Annualized Growth Rate (CAGR).

Different Plans shall have different expense structure.

Mr. Chirag Mehta manages 5 schemes of the Quantum Mutual Fund.

**QUANTUM ESG BEST IN CLASS STRATEGY FUND**

Mr. Chirag Mehta Co-managing the scheme along with Ms. Sneha Joshi since July 12, 2019.

Period	March 31, 2023 to March 31, 2024 (1 year)		March 31, 2021 to March 31, 2024 (3 years)		March 29, 2019 to March 31, 2024 (5 years)	
	Scheme Return (%)	Tier I - Benchmark# Returns (%)	Scheme Return (%)	Tier I - Benchmark# Returns (%)	Scheme Return (%)	Tier I - Benchmark# Returns (%)
Quantum ESG Best In Class Strategy Fund - Direct Plan - Growth Option	33.45%	37.59%	15.00%	15.84%	NA	NA
Quantum ESG Best In Class Strategy Fund - Regular Plan - Growth Option	31.97%	37.59%	13.99%	15.84%	NA	NA

Past performance may or may not be sustained in the future.

Different Plans shall have a different expense structure.

Returns are net of total expenses and are calculated on the basis of Compounded Annualized Growth Rate (CAGR).

Mr. Chirag Mehta manages 5 Schemes and Ms. Sneha Joshi manages 1 scheme of the Quantum Mutual Fund.

#NIFTY100 ESG TRI

Note: Name of Quantum India ESG Equity Fund has been changed to Quantum ESG Best In Class Strategy Fund effective from 1st February, 2024.

**QUANTUM EQUITY FUND OF FUNDS**

Mr. Chirag Mehta is managing the scheme since November 01, 2013.

Period	March 31, 2023 to March 31, 2024 (1 year)		March 31, 2021 to March 31, 2024 (3 years)		March 29, 2019 to March 31, 2024 (5 years)	
	Scheme Return (%)	Tier I - Benchmark# Returns (%)	Scheme Return (%)	Tier I - Benchmark# Returns (%)	Scheme Return (%)	Tier I - Benchmark# Returns (%)
Quantum Equity Fund of Funds - Direct Plan - Growth Option	35.89%	38.42%	16.67%	18.62%	14.85%	16.99%
Quantum Equity Fund of Funds - Regular Plan - Growth Option	35.57%	38.42%	16.39%	18.62%	14.57%	16.99%

Past performance may or may not be sustained in the future. Load is not taken into consideration in Scheme Return Calculation.


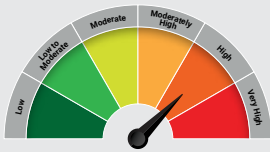
#S&P BSE 200 TRI.

Returns are net of total expenses and are calculated on the basis of Compounded Annualized Growth Rate (CAGR).

Different Plans shall have different expense structure.

Mr. Chirag Mehta manages 5 schemes of the Quantum Mutual Fund.

## Product Labeling

Name of the Scheme & Tier I Benchmark	This product is suitable for investors who are seeking*	Risk-o-meter of Scheme	Risk-o-meter of Tier I Benchmark
Quantum Gold Savings Fund  (An Open Ended Fund of Fund Scheme Investing in Quantum Gold Fund)  Tier I Benchmark: Domestic Price of Physical Gold	<ul style="list-style-type: none"> <li>Long term returns</li> <li>Investments in units of Quantum Gold Fund – Exchange Traded Fund whose underlying investments are in physical gold</li> </ul>	 <p>Investors understand that their principal will be at High Risk</p>	

\*Investors should consult their financial advisers if in doubt about whether the product is suitable for them.

### a) Tax On Income Distribution (IDCW Option)

INVESTOR	INCOME TAX RATE	TDS
Resident Individuals/HUF /Domestic Company	Applicable Slab rates + Surcharge as applicable + 4 % Health & Education Cess	10% (if income distributed is more than Rs.5,000 during Financial Year)
Non-Resident	20% plus Surcharge as applicable + 4% Health & Education Cess	20% plus Surcharge as applicable + 4% Health & Education Cess

### b) Tax on Capital Gains\*

(For Investment done on or after 1st April, 2023)

### Short Term

(Irrespective of Holding Period)

Resident Individuals , HUF , Domestic Companies	Applicable Slab Rates - Maximum 30%
FII's	Applicable Slab Rates - Maximum 30%
Non-Resident Indians	Applicable Slab Rates - Maximum 30% (TDS deducted @ 30%)

\*The mentioned Tax Rates shall be increased by applicable surcharge if any, Health and Education Cess @4%. For further details on Taxation please refer the clause of Taxation of SAI. Investment done prior to 1st April , 2023, earlier Tax structure would be applicable.

Equity oriented schemes will also attract Securities Transaction Tax (STT) @ 0.001% at the time of redemption and switch to other schemes.

Stamp Duty applicable on Investors subscription unit transactions including Switch in as per the rate mentioned in the Amendments to Indian Stamp Act,1899

**TRANSACTION CHARGES:** No Transaction Charges shall be deducted from the investment amount for applications received in the Regular Plan.

\***Portfolio Turnover Ratio** is the percentage of a funds assets that have changed over the course of a year

Investors in the Scheme shall bear the recurring expenses of the Scheme in addition to the expenses of other schemes in which Fund of Funds scheme makes investment (subject to regulatory limits).



# QUANTUM MULTI ASSET FUND OF FUNDS

An Open Ended Fund of Funds Scheme  
Investing in schemes of Quantum  
Mutual Fund

## Investment Objective

The investment objective of the Scheme is to generate modest capital appreciation while trying to reduce risk (by diversifying risks across asset classes) from a combined portfolio of equity, debt / money markets and Gold schemes of Quantum Mutual Fund. The Scheme may invest in the units of debt / money market schemes of other mutual funds to gain exposure to debt as an asset class to manage any investment and regulatory constraints that arise/ that prevent the Scheme from increasing investments in the schemes of Quantum Mutual Fund. There can be no assurance that the investment objective of the Scheme will be realized.

## ★ Scheme Features



### Fund Manager

**Mr. Chirag Mehta**

Work experience: 19 years. He has been managing this fund since July 11, 2012.



### Category of Scheme

Fund of Funds – Domestic



### Inception Date (Date of Allotment)

July 11, 2012



### Declaration of Net Asset Value (NAV)

Every Business Day



### Entry / Sales Load

Not Applicable



### Total Expense Ratio (As on month end)

TER specified are the actual expenses charged (i.e. effective rate) as at the end of the month

Total average Expense ratio of QMAFOF combined with the average expense ratio charged by the underlying schemes - Direct Plan

**Direct Plan – Total TER = 0.10%**

**Regular Plan – Total TER = 0.47%**



### Benchmark Index

CRISIL Dynamic Bond Fund All Index (20%) + CRISIL Liquid Fund AI Index (25%) + Nifty 50 TRI (40%) + Domestic price of Gold (15%). w.e.f. April 03, 2023, benchmark of the scheme has been changed to CRISIL Dynamic Bond A-III Index (20%) + CRISIL Liquid Debt A-I Index (25%) + Nifty 50 TRI (40%) + Domestic price of Gold (15%)



### Minimum Application Amount (Under each Option)

Purchase: ₹500/- and in multiples of ₹1/- thereafter.  
Additional Purchase: ₹500/- and in multiples of ₹1/- thereafter/ 50 units



### Investment Options

Growth

# QUANTUM MULTI ASSET FUND OF FUNDS

An Open Ended Fund of Funds Scheme  
Investing in schemes of Quantum  
Mutual Fund

## ★ Scheme Features



### Redemption Proceeds

Processed through RTGS/NEFT mode on T+2 basis from the date of transaction where the investor's Bank details are available. Processed through cheque on T+2 basis from the date of transaction where the required Bank details of investor are not available.



### Exit Load

Repurchase/ Redemption/ Switch Out -

- On or before 90 days from the date of allotment: 1.00%.
- After 90 days from the date of allotment: Nil

NAV (as on March 31, 2024)	Direct Plan (₹/Unit)	Regular Plan (₹/Unit)
Growth Option	29.6522	29.1160

### AUM ₹(In Crores) (as on March 31, 2024)

Average AUM*	Absolute AUM
53.97	54.12

\*Cumulative Daily AUM / No of days in the month

## Key Statistics

^^Standard Deviation 4.45%

^^Beta 0.78

^^Sharpe Ratio 0.49

## Brokerages & Commissions Details

Brokerages on Investments for March 2024 NIL

Distributor commissions for March 2024 ₹10,674.46



The Scheme is managed by Chirag Mehta

Mr. Chirag Mehta Fund Managers managing the scheme since July 11, 2012

For other Schemes Managed by Mr. Chirag Mehta please see page no. 63



## Performance of the Scheme

Direct Plan

## Quantum Multi Asset Fund of Funds - Direct Plan

Period	Scheme Returns (%)	Tier I - Benchmark <sup>#</sup> Returns (%)	Additional Benchmark Returns (%) <sup>##</sup>	Current Value ₹10,000 Invested at the beginning of a given period		
				Scheme Returns (₹)	Tier I - Benchmark <sup>#</sup> Returns (₹)	Additional Benchmark Returns (₹) <sup>##</sup>
Since Inception (11th Jul 2012)	9.71%	10.58%	14.51%	29,650	32,550	49,030
March 31, 2014 to March 31, 2024 (10 years)	9.53%	10.71%	14.09%	24,866	27,690	37,415
March 31, 2017 to March 31, 2024 (7 years)	9.16%	11.11%	15.26%	18,475	20,924	27,045
March 29, 2019 to March 31, 2024 (5 years)	10.06%	11.82%	15.07%	16,169	17,506	20,205
March 31, 2021 to March 31, 2024 (3 years)	10.46%	11.43%	15.52%	13,480	13,840	15,423
March 31, 2023 to March 31, 2024 (1 year)	17.12%	16.85%	26.41%	11,717	11,690	12,650

Past performance may or may not be sustained in the future. Load is not taken into consideration in scheme returns calculation.

Different Plans shall have a different expense structure.

Refer to the section "GIPS Compliance" on Page no. 62 for GIPS related disclosure.

Returns are net of total expenses and are calculated on the basis of Compounded Annualized Growth Rate (CAGR).

\*CRISIL Dynamic Bond A-III Index (20%) + CRISIL Liquid Debt A-I Index (25%) + Nifty 50 TRI (40%) + Domestic price of Gold (15%). w.e.f. April 3, 2023, benchmark of the scheme has been changed.

It is a customized index and it is rebalanced daily. <sup>##</sup>S&P BSE Sensex TRI



## Performance of the Scheme

Regular Plan

## Quantum Multi Asset Fund of Funds - Regular Plan

Period	Scheme Returns (%)	Tier I - Benchmark <sup>#</sup> Returns (%)	Additional Benchmark Returns (%) <sup>##</sup>	Current Value ₹10,000 Invested at the beginning of a given period		
				Scheme Returns (₹)	Tier I - Benchmark <sup>#</sup> Returns (₹)	Additional Benchmark Returns (₹) <sup>##</sup>
Since Inception (01st Apr 2017)	8.87%	11.11%	15.26%	18,141	20,922	27,045
March 31, 2017 to March 31, 2024 (7 years)	8.87%	11.11%	15.26%	18,141	20,922	27,045
March 29, 2019 to March 31, 2024 (5 years)	9.71%	11.82%	15.07%	15,908	17,506	20,205
March 31, 2021 to March 31, 2024 (3 years)	10.06%	11.43%	15.52%	13,336	13,840	15,423
March 31, 2023 to March 31, 2024 (1 year)	16.73%	16.85%	26.41%	11,678	11,690	12,650

Past performance may or may not be sustained in the future. Load is not taken into consideration in scheme returns calculation.

Different Plans shall have a different expense structure.

Refer to the section "GIPS Compliance" on Page no. 62 for GIPS related disclosure.

Returns are net of total expenses and are calculated on the basis of Compounded Annualized Growth Rate (CAGR).

\*CRISIL Dynamic Bond A-III Index (20%) + CRISIL Liquid Debt A-I Index (25%) + Nifty 50 TRI (40%) + Domestic price of Gold (15%). w.e.f. April 3, 2023, benchmark of the scheme has been changed.

It is a customized index and it is rebalanced daily. <sup>##</sup>S&P BSE Sensex TRI

## SIP Performance as on March 31, 2024

	Total Amount Invested (₹'000)	Mkt Value as on Mar 31, 24 (₹'000)	Tier I - Benchmark# Returns (₹'000)	Additional Benchmark Returns (₹'000)##	Returns (XIRR*) (%)	Tier I - Benchmark# Returns (%)	Additional Benchmark Returns (%)##
SIP Since Inception	1,400	2,528	2,731	3,465	9.70%	10.93%	14.66%
10 Years SIP	1,200	1,978	2,129	2,593	9.67%	11.07%	14.76%
7 Years SIP	840	1,208	1,274	1,487	10.24%	11.72%	16.08%
5 Years SIP	600	793	813	927	11.13%	12.17%	17.51%
3 Year SIP	360	430	430	453	11.92%	12.02%	15.65%
1 Year SIP	120	131	130	134	17.34%	16.89%	23.01%

**Past performance may or may not be sustained in the future.** The above SIP performance is for Quantum Multi Asset Fund of Funds - Direct plan - Growth option. Load is not taken into consideration using applicable NAV on the SIP day (5th of every month). Return on SIP and Benchmark are annualized and compounded investment return for cash flows resulting out of uniform and regular monthly subscriptions as on 5th day of every month (in case 5th is a non-Business Day, then the next Business Day) and have been worked out using the Excel spreadsheet function known as XIRR. XIRR calculates the internal rate of return for series of cash flow. Assuming ₹ 10,000 invested every month on 5th day of every month (in case 5th is a non-Business Day, then the next Business Day), the 1 year, 3 years, 5 years, 7 years and since inception returns from SIP are annualized and compounded investment return computed on the assumption that SIP installments were received across the time periods from the start date of SIP from the end of the relevant period viz. 1 year, 3 years, 5 years, 7 years and since Inception.

Returns are net of total expenses

\*CRISIL Dynamic Bond A-III Index (20%) + CRISIL Liquid Debt A-I Index (25%) + Nifty 50 TRI (40%) + Domestic price of Gold (15%). w.e.f. April 3, 2023, benchmark of the scheme has been changed. It is a customized index and it is rebalanced daily. ##S&P BSE Sensex TRI. \*XIRR - XIRR calculates the internal rate of return to measure and compare the profitability of series of investments.

## Portfolio as on March 31, 2024 QUANTUM MULTI ASSET FUND OF FUNDS

Name of Instrument	Quantity	Market/ Fair Value (₹ in Lakhs)	% to Net Assets
<b>A. MUTUAL FUND UNITS</b>			
1. Quantum Dynamic Bond Fund - Direct Plan - Growth Option	63,96,969	1,252.97	23.15%
2. Quantum Liquid Fund - Direct Plan Growth Option	34,80,101	1,127.89	20.84%
3. Quantum Long Term Equity Value Fund - Direct Plan - Growth Option	2,66,759	293.94	5.43%
4. Quantum India ESG Equity Fund - Direct Plan - Growth Option	10,99,559	242.89	4.49%
<b>Total of Mutual Fund Units</b>		<b>2917.69</b>	<b>53.91%</b>
<b>B. EXCHANGE TRADED FUND UNITS</b>			
1. Quantum Nifty 50 ETF	63,431	1,512.19	27.94%
2. Quantum Gold Fund - Exchange Traded Fund (ETF)	15,20,791	855.44	15.81%
<b>Total of Exchange Traded Fund Units</b>		<b>2,367.63</b>	<b>43.75%</b>
<b>Total (A + B)</b>		<b>5285.32</b>	<b>97.66%</b>
<b>MONEY MARKET INSTRUMENTS</b>			
<b>a. TREPS*</b>		<b>128.52</b>	<b>2.37%</b>
<b>Net Receivable/(payable)</b>		<b>-1.66</b>	<b>-0.03%</b>
<b>Grand Total</b>		<b>5,412.18</b>	<b>100.00%</b>

\* Cash & Cash Equivalents

## GIPS Compliance

A) Quantum Asset Management Company Pvt. Ltd. claims compliance with the Global Investment Performance Standards (GIPS®). GIPS® is a registered trademark of CFA Institute. CFA Institute does not endorse or promote this organization, nor does it warrant the accuracy or quality of the content contained herein

B) Indian Rupee (INR) is the currency used to express performance and other statistics.

## QUANTUM GOLD SAVINGS FUND

Mr. Chirag Mehta is managing the scheme since May 19, 2011.

Period	March 31, 2023 to March 31, 2024 (1 year)		March 31, 2021 to March 31, 2024 (3 years)		March 29, 2019 to March 31, 2024 (5 years)	
	Scheme Return (%)	Tier I - Benchmark# Returns (%)	Scheme Return (%)	Tier I - Benchmark# Returns (%)	Scheme Return (%)	Tier I - Benchmark# Returns (%)
Quantum Gold Savings Fund - Direct Plan - Growth Option	10.86%	11.54%	13.69%	14.88%	14.85%	16.06%
Quantum Gold Savings Fund - Regular Plan - Growth Option	10.70%	11.54%	13.52%	14.88%	14.70%	16.06%

**Past performance may or may not be sustained in the future.**

#Domestic Price of Gold.

Returns are net of total expenses and are calculated on the basis of Compounded Annualized Growth Rate (CAGR).

Different Plans shall have different expense structure.

Mr. Chirag Mehta manages 5 Schemes of the Quantum Mutual Fund.

## QUANTUM EQUITY FUND OF FUNDS

Mr. Chirag Mehta is managing the scheme since November 01, 2013.

Period	March 31, 2023 to March 31, 2024 (1 year)		March 31, 2021 to March 31, 2024 (3 years)		March 29, 2019 to March 31, 2024 (5 years)	
	Scheme Return (%)	Tier I - Benchmark# Returns (%)	Scheme Return (%)	Tier I - Benchmark# Returns (%)	Scheme Return (%)	Tier I - Benchmark# Returns (%)
Quantum Equity Fund of Funds - Direct Plan - Growth Option	35.89%	38.42%	16.67%	18.62%	14.85%	16.99%
Quantum Equity Fund of Funds - Regular Plan - Growth Option	35.57%	38.42%	16.39%	18.62%	14.57%	16.99%

**Past performance may or may not be sustained in the future. Load is not taken into consideration in Scheme Return Calculation.**

#S&P BSE 200 TRI.

Returns are net of total expenses and are calculated on the basis of Compounded Annualized Growth Rate (CAGR).

Different Plans shall have different expense structure.

Mr. Chirag Mehta manages 5 schemes of the Quantum Mutual Fund.

## QUANTUM ESG BEST IN CLASS STRATEGY FUND

Mr. Chirag Mehta Co-managing the scheme along with Ms. Sneha Joshi since July 12, 2019.

Period	March 31, 2023 to March 31, 2024 (1 year)		March 31, 2021 to March 31, 2024 (3 years)		March 29, 2019 to March 31, 2024 (5 years)	
	Scheme Return (%)	Tier I - Benchmark# Returns (%)	Scheme Return (%)	Tier I - Benchmark# Returns (%)	Scheme Return (%)	Tier I - Benchmark# Returns (%)
Quantum ESG Best In Class Strategy Fund - Direct Plan - Growth Option	33.45%	37.59%	15.00%	15.84%	NA	NA
Quantum ESG Best In Class Strategy Fund - Regular Plan - Growth Option	31.97%	37.59%	13.99%	15.84%	NA	NA

**Past performance may or may not be sustained in the future.**

Different Plans shall have a different expense structure.

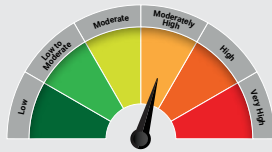

Returns are net of total expenses and are calculated on the basis of Compounded Annualized Growth Rate (CAGR).

Mr. Chirag Mehta manages 5 Schemes and Ms. Sneha Joshi manages 1 scheme of the Quantum Mutual Fund.

#NIFTY100 ESG TRI

**Note: Name of Quantum India ESG Equity Fund has been changed to Quantum ESG Best In Class Strategy Fund effective from 1st February, 2024.**

## Product Labeling

Name of the Scheme & Tier I Benchmark	This product is suitable for investors who are seeking*	Risk-o-meter of Scheme	Risk-o-meter of Tier I Benchmark
<p>Quantum Multi Asset Fund of Funds</p> <p>(An Open Ended Fund of Funds Scheme Investing in schemes of Quantum Mutual Fund)</p> <p>Tier I Benchmark: CRISIL Dynamic Bond A-III Index (20%) + CRISIL Liquid Debt A-I Index (25%) + Nifty 50 TRI (40%) + Domestic price of Gold (15%)</p>	<ul style="list-style-type: none"> <li>Long term capital appreciation and current income</li> <li>Investments in portfolio of schemes of Quantum Mutual Fund whose underlying investments are in equity, debt / money market instruments and gold</li> </ul>	 <p>Investors understand that their principal will be at Moderately High Risk</p>	

\*Investors should consult their financial advisers if in doubt about whether the product is suitable for them.

### a) Tax On Income Distribution (IDCW Option)

INVESTOR	INCOME TAX RATE	TDS
Resident Individuals/HUF /Domestic Company	Applicable Slab rates + Surcharge as applicable + 4 % Health & Education Cess	10% (if income distributed is more than Rs.5,000 during Financial Year)
Non-Resident	20% plus Surcharge as applicable + 4% Health & Education Cess	20% plus Surcharge as applicable + 4% Health & Education Cess

### b) Tax on Capital Gains\*

(For Investment done on or after 1st April, 2023)

### Short Term

(Irrespective of Holding Period)

Resident Individuals , HUF , Domestic Companies	Applicable Slab Rates - Maximum 30%
FII's	Applicable Slab Rates - Maximum 30%
Non-Resident Indians	Applicable Slab Rates - Maximum 30% (TDS deducted @ 30%)

\*The mentioned Tax Rates shall be increased by applicable surcharge if any, Health and Education Cess @4%. For further details on Taxation please refer the clause of Taxation of SAI. Investment done prior to 1st April, 2023, earlier Tax structure would be applicable.

Equity oriented schemes will also attract Securities Transaction Tax (STT) @ 0.001% at the time of redemption and switch to other schemes.

Stamp Duty applicable on Investors subscription unit transactions including Switch in as per the rate mentioned in the Amendments to Indian Stamp Act,1899

**TRANSACTION CHARGES:** No Transaction Charges shall be deducted from the investment amount for applications received in the Regular Plan.

#### ^^ Note:

Risk Free Rate assumed to be 7.90% (FBIL Overnight MIBOR for 28th March 2024) for calculating Sharpe Ratio.

Standard Deviation, Sharpe Ratio & Beta are calculated on Annualised basis using 3 years history of monthly returns.

#### Definitions

**Standard deviation** measures historical volatility. A high standard deviation suggests high volatility, while lower standard deviation would refer to more stability.

**Beta** is the tendency of a fund's returns to respond to market swings. A beta of 1 indicates that the fund price will move with the market. A beta of less than 1 means that the security will be less volatile than the market. A beta of greater than 1 indicates that the security's price will be more volatile than the market.

**Sharpe Ratio** is used to characterise how well the return of an asset compensates the investor for the risk taken. The greater a portfolio's Sharpe ratio, the better its risk-adjusted performance has been.

Investors in the Scheme shall bear the recurring expenses of the Scheme in addition to the expenses of other schemes in which Fund of Funds scheme makes investment (subject to regulatory limits).



# QUANTUM NIFTY 50 ETF FUND OF FUND

An open ended fund of fund scheme investing in units of Quantum Nifty 50 ETF

## Investment Objective

The investment objective of the Scheme is to provide capital appreciation by investing in units of Quantum Nifty 50 ETF - Replicating / Tracking Nifty 50 Index.

There is no assurance or guarantee that the investment objective of the Scheme will be achieved.

## ★ Scheme Features



### Fund Manager

**Mr. Hitendra Parekh**

Work experience: 29.5 years. He has been managing this fund since August 05, 2022



### Category of Scheme

Fund of Funds - Domestic



### Inception Date (Date of Allotment)

August 05, 2022



### Declaration of Net Asset Value (NAV)

Every Business Day



### Entry / Sales Load

Not Applicable



### Total Expense Ratio (As on month end)

TER specified are the actual expenses charged (i.e. effective rate) as at the end of the month.

Total average Expense ratio of QNifty50FOF combined with the average expense ratio charged by the underlying schemes - Direct Plan

**Direct Plan – Total TER = 0.06%**

**Regular Plan – Total TER = 0.18%**



### Benchmark Index

Tier I Benchmark - Nifty 50 TRI



### Minimum Application Amount (Under each Option)

Purchase: Rs. 500 /- and in multiples of Rs. 1 thereafter

Additional Purchase: Rs. 500 /- and in multiples of Rs. 1 thereafter



### Investment Options

Growth



### Scheme Code

QTMM/O/O/FOD/22/02/0011

# QUANTUM NIFTY 50 ETF FUND OF FUND

An open ended fund of fund scheme  
investing in units of Quantum Nifty 50 ETF

## ★ Scheme Features

### ₹ Redemption Proceeds

Processed through RTGS/NEFT mode on T+2 basis from the date of transaction where the investor's Bank details are available.

Processed through cheque on T+2 basis from the date of transaction where the required Bank details of investor are not available.

### Exit Load

NIL

### TAX#

The amount of Long Term Capital Gain in excess of ₹1,00,000/- in a year will be taxable @ 10% Tax on Short Term Capital Gains - 15%

NAV (as on March 31, 2024)	Direct Plan (₹/Unit)	Regular Plan (₹/Unit)
Growth Option	12.9290	12.9032

### AUM ₹(In Crores) (as on March 31, 2024)

Average AUM*	Absolute AUM
17.50	17.05

\*Cumulative Daily AuM / No of days in the month

## Brokerages & Commissions Details

Brokerages on Investments for March 2024 ₹31,193.30

Distributor commissions for March 2024 ₹1,141.58

Portfolio Turnover Ratio (Last one year) NA

#The mentioned Tax Rates shall be increased by applicable surcharge, if any, Health and Education Cess @ 4% where ever as applicable.

Equity oriented schemes will also attract Securities Transaction Tax (STT) @ 0.001% at the time of redemption and switch to other schemes.

Stamp Duty applicable on Investors subscription unit transactions including Switch in as per the rate mentioned in the Amendments to Indian Stamp Act, 1899

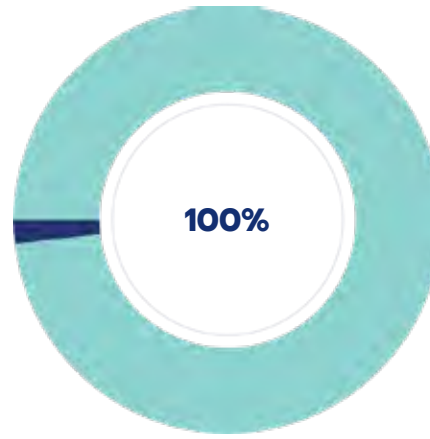
**TRANSACTION CHARGES:** No Transaction Charges shall be deducted from the investment amount for applications received.

Brokerage and STT have been expensed out of the Scheme.

## Asset Allocation (% of Net Assets) as on March 31, 2024

Units of Quantum Nifty 50 ETF	102.93%
TREPS & Net Receivable / (Payable)	-2.93%
<b>Total</b>	<b>100.00%</b>

**-2.93%**  
TREPS & Net  
Receivable /  
(Payable)



**102.93%**  
Units of Quantum  
Nifty 50 ETF

## Quantum Nifty 50 ETF Fund of Fund Performance as on March 31, 2024

The Scheme is  
managed by  
**Hitendra Parekh**

Mr. **Hitendra Parekh** Fund Managers managing the scheme  
since **August 05, 2022**

For other Schemes Managed by Mr. Hitendra Parekh please see page no. 68

## Performance of the Scheme

Direct Plan

### Quantum Nifty 50 ETF Fund of Fund - Direct Plan - Growth Option

Period	Scheme Returns (%)	Tier I - Benchmark <sup>#</sup> Returns (%)	Additional Benchmark Returns (%) <sup>##</sup>	Current Value ₹10,000 <sup>@</sup> Invested at the beginning of a given period		
				Scheme Returns (₹)	Tier I - Benchmark <sup>#</sup> Returns (₹)	Additional Benchmark Returns (₹) <sup>##</sup>
Since Inception (05th Aug 2022)	16.76%	17.34%	16.30%	12,929	13,034	12,844
March 31, 2023 to March 31, 2024 (1 year)	29.13%	29.99%	26.41%	12,922	13,008	12,650

<sup>#</sup>Nifty 50 TRI <sup>##</sup>S&P BSE Sensex TRI

**Past performance may or may not be sustained in the future.** Load is not taken into consideration in Scheme returns calculation.

<sup>@</sup>Indicates the current value of ₹10,000/- invested at the beginning of a given period. Different Plans have a different expense structure.

Absolute Returns. Refer to the section "GIPS Compliance" on page no. 68 for GIPS related disclosure.

Mr. Hitendra Parekh manages 2 Scheme of the Quantum Mutual Fund. Direct Plan Launched on August 05, 2022 but not yet completed 3 and 5 years period since its launch.

## Performance of the Scheme

Regular Plan

### Quantum Nifty 50 ETF Fund of Fund - Regular Plan - Growth Option

Period	Scheme Returns (%)	Tier I - Benchmark <sup>#</sup> Returns (%)	Additional Benchmark Returns (%) <sup>##</sup>	Current Value ₹10,000 Invested at the beginning of a given period		
				Scheme Returns (₹)	Tier I - Benchmark <sup>#</sup> Returns (₹)	Additional Benchmark Returns (₹) <sup>##</sup>
Since Inception (05th Aug 2022)	16.62%	17.34%	16.30%	12,903	13,034	12,844
March 31, 2023 to March 31, 2024 (1 year)	28.98%	29.99%	26.41%	12,907	13,008	12,650

<sup>#</sup>Nifty 50 TRI <sup>##</sup>S&P BSE Sensex TRI

**Past performance may or may not be sustained in the future.** Load is not taken into consideration in Scheme returns calculation.

<sup>@</sup>Indicates the current value of ₹10,000/- invested at the beginning of a given period. Different Plans have a different expense structure.

\*Absolute Returns. Refer to the section "GIPS Compliance" on page no. 68 for GIPS related disclosure.

Mr. Hitendra Parekh manages 2 Scheme of the Quantum Mutual Fund. Regular Plan Launched on August 05, 2022 but not yet completed 3 and 5 years period since its launch.

## SIP Performance as on March 31, 2024

	Total Amount Invested (₹'000)	Mkt Value as on Mar 31, 24 (₹'000)	Tier I - Benchmark# Returns (₹'000)	Additional Benchmark Returns (₹'000)##	Returns (XIRR*) (%)	Tier I - Benchmark# Returns (%)	Additional Benchmark Returns (%)##
SIP Since Inception	200	236	238	234	20.81%	21.54%	19.37%
1 Year SIP	120	136	136	134	25.47%	26.47%	23.01%

## Portfolio as on March 31, 2024 Quantum Nifty 50 ETF Fund of Fund

Name of Instrument	Quantity	Market/ Fair Value (₹ in Lakhs)	% to NAV
<b>A. EXCHANGE TRADED FUND UNITS</b>			
1. Quantum Nifty 50 ETF	73,602	1,754.66	102.93%
<b>Total of Exchange Traded Fund Units</b>		<b>1,754.66</b>	<b>102.93%</b>
<b>B. MONEY MARKET INSTRUMENTS</b>			
<b>a. TREPS</b>		<b>0.94</b>	<b>0.06%</b>
<b>Net Receivable/(payable)</b>		<b>-50.82</b>	<b>-2.99%</b>
<b>Grand Total</b>		<b>1,704.78</b>	<b>100.00%</b>

\*Cash & Cash Equivalents

## GIPS Compliance

A) Quantum Asset Management Company Pvt. Ltd. claims compliance with the Global Investment Performance Standards (GIPS®). GIPS® is a registered trademark of CFA Institute. CFA Institute does not endorse or promote this organization, nor does it warrant the accuracy or quality of the content contained herein.

B) Indian Rupee (INR) is the currency used to express performance and other statistics.

## PERFORMANCE OF THE FUNDS MANAGED BY HITENDRA PAREKH

### QUANTUM NIFTY 50 ETF

Mr. Hitendra Parekh is the Fund Manager managing the scheme since July 10, 2008.

Period	March 31, 2023 to March 31, 2024 (1 year)		March 31, 2021 to March 31, 2024 (3 years)		March 29, 2019 to March 31, 2024 (5 years)	
	Scheme Return (%)	Tier I - Benchmark# Returns (%)	Scheme Return (%)	Tier I - Benchmark# Returns (%)	Scheme Return (%)	Tier I - Benchmark# Returns (%)
Quantum Nifty 50 ETF - Direct Plan - Growth Option	29.88%	29.99%	16.20%	16.30%	15.05%	15.24%

Past performance may or may not be sustained in the future.

#NIFTY 50 TRI



Returns are calculated on the basis of Compounded Annualized Growth Rate(CAGR)

The Scheme being Exchange Traded Fund has one plan to invest through stock exchange and having a single expense structure.

Dividend of ₹80 was declared on March 09, 2018. Scheme returns calculated above is inclusive of dividend amount.

Mr. Hitendra Parekh manages 2 schemes of the Quantum Mutual Fund.

## Product Labeling

Name of the Scheme & Tier I Benchmark	This product is suitable for investors who are seeking*	Risk-o-meter of Scheme	Risk-o-meter of Tier I Benchmark
Quantum Nifty 50 ETF Fund of Fund  (An Open ended Fund of Fund Scheme investing in units of Quantum Nifty 50 ETF)  Tier I Benchmark: Nifty 50 TRI	<ul style="list-style-type: none"> <li>Long term capital appreciation</li> <li>Investments in units of Quantum Nifty 50 ETF – Exchange Traded Fund</li> </ul>	 <p>Investors understand that their principal will be at Very High Risk</p>	

\*Investors should consult their financial advisers if in doubt about whether the product is suitable for them.

Investors in the Scheme shall bear the recurring expenses of the Scheme in addition to the expenses of other schemes in which Fund of Funds scheme makes investment (subject to regulatory limits).

# QUANTUM GOLD FUND

An Open Ended Scheme Replicating/  
Tracking Gold

## Investment Objective

To generate returns that are in line with the performance of gold and gold related instruments subject to tracking errors. However, investment in gold related instruments will be made if and when SEBI permits mutual funds to invest, in gold related instruments. The Scheme is designed to provide returns that before expenses, closely correspond to the returns provided by gold.

## ★ Scheme Features



### Fund Manager

**Ms. Ghazal Jain**

Work experience: 4.7 years. She has been managing this fund since June 2, 2020



### Category of Scheme

Exchange Traded Fund



### Inception Date (Date of Allotment)

February 22, 2008



### Declaration of Net Asset Value (NAV)

Every Business Day



### Entry / Sales Load

Not Applicable



### Total Expense Ratio (As on month end)

TER specified are the actual expenses charged (i.e. effective rate) as at the end of the month.

**Total TER = 0.78%**



### Benchmark Index

Tier I Benchmark - Domestic Price of Physical Gold



### Minimum Application Amount (Under each Option)

**Directly with Fund:** The investors can create / redeem in exchange of Portfolio Deposit and Cash Component in creation unit size at NAV based Price. On the Exchange: Approx equal to price of 1/100 gram of Gold quoted on the NSE. On NSE, the units can be purchased / sold in minimum lot of 1 units and in multiples therefore.



### Investment Options

Growth



### Scrip Code

QGOLDHALF

# QUANTUM GOLD FUND

An Open Ended Scheme Replicating/  
Tracking Gold

## ★ Scheme Features



### Redemption Proceeds

Processed through RTGS/NEFT mode on T+2 basis from the date of transaction where the investor's Bank details are available.

Processed through cheque on T+2 basis from the date of transaction where the required Bank details of investor are not available.



### Exit Load

Nil

(retail investor can exit the scheme only through secondary market)

NAV (as on March 31, 2024)	(₹/Unit)
Growth Option	56.4830

### AUM ₹(In Crores) (as on March 31, 2024)

Average AUM*	Absolute AUM
182.61	187.30

\*Cumulative Daily AUM / No of days in the month

## Key Statistics

Tracking Error **0.148%**

## Brokerages & Commissions Details

Brokerages on Investments for March 2024 NIL

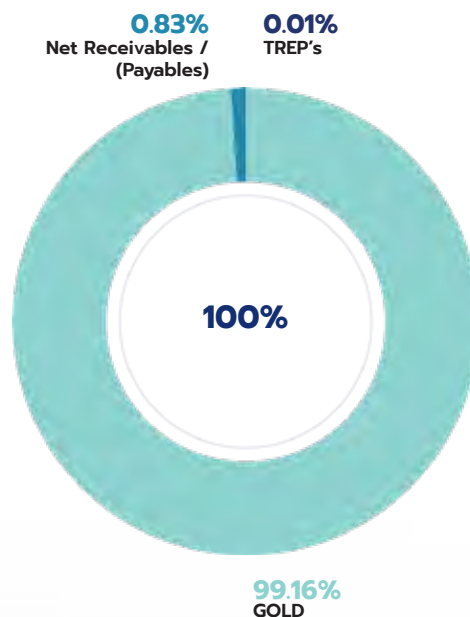
Distributor commissions paid during March 2024 0.00

Portfolio Turnover Ratio (Last one year) NA

Gold	No. of Bars
GOLD .995 Purity 1KG BAR at Mumbai Location	255
GOLD .999 Purity 100 Gram BAR at Mumbai Location	20
GOLD .995 Purity 1KG BAR at Ahmedabad Location	15
GOLD .999 Purity 100 Gram BAR at Ahmedabad Location	57

## Asset Allocation (% of Net Assets) as on March 31, 2024

GOLD	99.16%
Net Receivables/(Payables)	0.83%
TREPS	0.01%
<b>Total</b>	<b>100.00%</b>



## Quantum Gold Fund Performance as on March 31, 2024

The Scheme is managed by Ghazal Jain.

Ms. Ghazal Jain is the Fund Manager managing the scheme since **June 2, 2020**

## Performance of the Scheme

### Quantum Gold Fund

Period	Scheme Returns (%)	Tier I - Benchmark <sup>#</sup> Returns (%)	Additional Benchmark Returns (%) <sup>##</sup>	Current Value ₹10,000 Invested at the beginning of a given period		
				Scheme Returns (₹)	Tier I - Benchmark <sup>#</sup> Returns (₹)	Additional Benchmark Returns (₹) <sup>##</sup>
Since Inception (22nd Feb 2008)	10.17%	11.03%	6.32%	47,635	54,004	26,864
March 31, 2014 to March 31, 2024 (10 years)	8.06%	9.09%	7.09%	21,720	23,884	19,850
March 31, 2017 to March 31, 2024 (7 years)	11.65%	12.66%	5.28%	21,638	23,054	14,343
March 29, 2019 to March 31, 2024 (5 years)	15.07%	16.06%	6.14%	20,203	21,096	13,482
March 31, 2021 to March 31, 2024 (3 years)	13.90%	14.88%	4.30%	14,783	15,166	11,347
March 31, 2023 to March 31, 2024 (1 year)	10.77%	11.54%	8.52%	11,080	11,157	10,854

<sup>#</sup>Domestic Price of physical gold, <sup>##</sup>CRISIL 10 Year Gilt Index.

**Past performance may or may not be sustained in the future.**

Returns are net of total expenses and are calculated on the basis of Compounded Annualized Growth Rate (CAGR).

The Scheme being Exchange Traded Fund has one plan to invest through stock exchange and having a single expense structure.

Refer to the section "GIPS Compliance" on Page no. 72 for GIPS related disclosure.

Portfolio as on March 31, 2024  
**QUANTUM GOLD FUND**



Name of Instrument	Quantity	Market/ Fair Value (₹ in Lakhs)	% to Net Assets
<b>Gold</b>			
1. GOLD .995 Purity 1KG BAR at Mumbai Location	255	17,052.38	91.04%
2. GOLD .995 Purity 1KG BAR at Ahmedabad Location	15	1,003.08	5.36%
3. GOLD .999 Purity 100 Gram BAR at Ahmedabad Location	57	382.72	2.04%
4. GOLD .999 Purity 100 Gram BAR at Mumbai Location	20	134.29	0.72%
<b>Total of Gold</b>		<b>18,572.47</b>	<b>99.16%</b>
<b>MONEY MARKET INSTRUMENTS</b>			
<b>A. TREPS*</b>		<b>158</b>	<b>0.01%</b>
<b>Net Receivable/(payable)</b>		<b>155.69</b>	<b>0.83%</b>
<b>Grand Total</b>		<b>18,729.74</b>	<b>100.00%</b>

\* Cash & Cash Equivalents

## GIPS Compliance

- A) Quantum Asset Management Company Pvt. Ltd. claims compliance with the Global Investment Performance Standards (GIPS®). GIPS® is a registered trademark of CFA Institute. CFA Institute does not endorse or promote this organization, nor does it warrant the accuracy or quality of the content contained herein.
- B) Indian Rupee (INR) is the currency used to express performance and other statistics.

## Product Labeling

Name of the Scheme & Tier I Benchmark	This product is suitable for investors who are seeking*	Risk-o-meter of Scheme	Risk-o-meter of Tier I Benchmark
Quantum Gold Fund (An Open Ended Scheme Replicating / Tracking Gold)  Tier I Benchmark: Domestic Price of physical gold	<ul style="list-style-type: none"> <li>Long term returns</li> <li>Investments in physical gold</li> </ul>	 <p>Investors understand that their principal will be at High Risk</p>	

\*Investors should consult their financial advisers if in doubt about whether the product is suitable for them.

### a) Tax On Income Distribution (IDCW Option)

INVESTOR	INCOME TAX RATE	TDS
Resident Individuals/HUF /Domestic Company	Applicable Slab rates + Surcharge as applicable + 4 % Health & Education Cess	10% (if income distributed is more than Rs.5,000 during Financial Year)
Non-Resident	20% plus Surcharge as applicable + 4% Health & Education Cess	20% plus Surcharge as applicable + 4% Health & Education Cess

### b) Tax on Capital Gains\*

(For Investment done on or after 1st April, 2023)

### Short Term

(Irrespective of Holding Period)

Resident Individuals , HUF , Domestic Companies	Applicable Slab Rates - Maximum 30%
FII's	Applicable Slab Rates - Maximum 30%
Non-Resident Indians	Applicable Slab Rates - Maximum 30% (TDS deducted @ 30%)

\*The mentioned Tax Rates shall be increased by applicable surcharge if any, Health and Education Cess @4%. For further details on Taxation please refer the clause of Taxation of SAI. Investment done prior to 1st April , 2023, earlier Tax structure would be applicable.

Equity oriented schemes will also attract Securities Transaction Tax (STT) @ 0.001% at the time of redemption and switch to other schemes.

Stamp Duty applicable on Investors subscription unit transactions including Switch in as per the rate mentioned in the Amendments to Indian Stamp Act,1899

**TRANSACTION CHARGES:** No Transaction Charges shall be deducted from the investment amount for applications received.

TCS @ 0.075% applicable on all creation and redemption transactions till 31/03/2021. Effective 1st April, 2021 TCS rate would be 0.10%.

^^ Note:

**Tracking Error** is calculated on Annualised basis using 3 years history of daily returns.

**Definitions**

**Tracking Error:** is a measure of how closely a fund follows the index to which it is benchmarked. The more passively the fund is managed, the smaller the tracking error. In the case of Exchange Traded Funds, the lower the Tracking Error, the better

\***Portfolio Turnover Ratio** is the percentage of a funds assets that have changed over the course of a year



# QUANTUM NIFTY 50 ETF

An Open Ended Scheme Replicating / Tracking Nifty 50 Index

Erstwhile name of the scheme has been changed from Quantum Nifty ETF to Quantum Nifty 50 ETF w.e.f February 1st, 2022.

## Investment Objective

The investment objective of the scheme is to invest in stocks of companies comprising Nifty 50 Index and endeavor to achieve return equivalent to Nifty by "Passive" investment. The Scheme will be managed by replicating the index in the same weightage as in the Nifty 50 Index with the intention of minimizing the performance differences between the scheme and the Nifty 50 Index in capital terms, subject to market liquidity, costs of trading, managing expenses and other factors which may cause tracking error.



## ★ Scheme Features



### Fund Manager

**Mr. Hitendra Parekh**

Work experience: 29.5 years. He has been managing this fund since July 10, 2008



### Category of Scheme

Exchange Traded Fund



### Inception Date (Date of Allotment)

July 10, 2008



### Declaration of Net Asset Value (NAV)

Every Business Day



### Entry / Sales Load

Not Applicable



### Total Expense Ratio (As on month end)

TER specified are the actual expenses charged (i.e. effective rate) as at the end of the month.

**Total TER = 0.094%**



### Benchmark Index

Tier I Benchmark - Nifty 50 TRI



### Minimum Application Amount (Under each Option)

**Directly with Fund:** The investors can create / redeem in exchange of Portfolio Deposit and Cash Component in creation unit size at NAV based Price. On the Exchange: At prices which may be close to the NAV of QNIFTY Units. On NSE, the units can be purchased / sold in minimum lot of 1 unit and in multiples thereof. The units of QNIFTY issued under the scheme will be approximately equal to the price of 1/10 (one-tenth) of the Nifty 50 Index.



### Investment Options

Growth



### Scrip Code

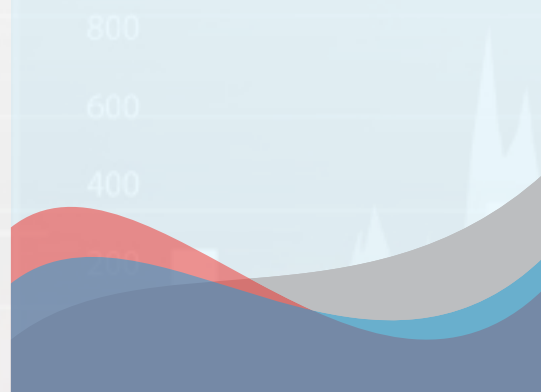
QNIFTY

# QUANTUM NIFTY 50 ETF

An Open Ended Scheme Replicating /  
Tracking Nifty 50 Index

## Key Statistics

^^Tracking Error **0.044%**



## Brokerages & Commissions Details

Brokerages on Investments for March 2024 ₹11,142.46

Distributor commissions for March 2024 0.00

Portfolio Turnover Ratio (Last one year) 12.46%

## ★ Scheme Features

### ₹ Redemption Proceeds

Processed through RTGS/NEFT mode on T+2 basis from the date of transaction where the investor's Bank details are available.

Processed through cheque on T+2 basis from the date of transaction where the required Bank details of investor are not available.

### Exit Load

NIL

(retail investor can exit the scheme only through secondary market)

### TAX#

The amount of Long Term Capital Gain in excess of ₹1,00,000/- in a year will be taxable @ 10% Tax on Short Term Capital Gains - 15%

NAV (as on March 31, 2024)	(₹/Unit)
Growth Option	2390.0811

### AUM ₹(In Crores) (as on March 31, 2024)

Average AUM*	Absolute AUM
51.65	51.90

\*Cumulative Daily AuM / No of days in the month

\*The mentioned Tax Rates shall be increased by applicable surcharge, if any, Health and Education Cess @ 4% where ever as applicable.

Equity oriented schemes will also attract Securities Transaction Tax (STT) @ 0.001% at the time of redemption and switch to other schemes.

Stamp Duty applicable on Investors subscription unit transactions including Switch in as per the rate mentioned in the Amendments to Indian Stamp Act, 1899

**TRANSACTION CHARGES:** No Transaction Charges shall be deducted from the investment amount for applications received.

Brokerage and STT have been expensed out of the Scheme.

The Scheme is managed by **Mr. Hitendra Parekh**

**Mr. Hitendra Parekh** is the Fund Manager managing the scheme since **July 10, 2008**.

For other Schemes Managed by Mr. Hitendra Parekh please see page no. 77

## Performance of the Scheme

### Quantum Nifty 50 ETF

Period	Scheme Returns (%)			Current Value ₹10,000 Invested at the beginning of a given period		
	Scheme Returns (%)	Tier I - Benchmark <sup>#</sup> Returns (%)	Additional Benchmark Returns (%) <sup>##</sup>	Scheme Returns (₹)	Tier I - Benchmark <sup>#</sup> Returns (₹)	Additional Benchmark Returns (₹) <sup>##</sup>
Since Inception (10th Jul 2008)	12.54%	12.60%	12.66%	64,149	64,683	65,305
March 31, 2014 to March 31, 2024 (10 years)	13.95%	14.15%	14.09%	36,946	37,606	37,415
March 31, 2017 to March 31, 2024 (7 years)	14.72%	14.92%	15.26%	26,171	26,492	27,045
March 29, 2019 to March 31, 2024 (5 years)	15.05%	15.24%	15.07%	20,191	20,356	20,205
March 31, 2021 to March 31, 2024 (3 years)	16.20%	16.30%	15.52%	15,696	15,736	15,423
March 31, 2023 to March 31, 2024 (1 year)	29.88%	29.99%	26.41%	12,997	13,008	12,650

<sup>#</sup>Nifty 50 Total Return Index, <sup>##</sup>S&P BSE Sensex TRI.

**Past performance may or may not be sustained in the future.**

Returns are net of total expenses and are calculated on the basis of Compounded Annualized Growth Rate (CAGR).

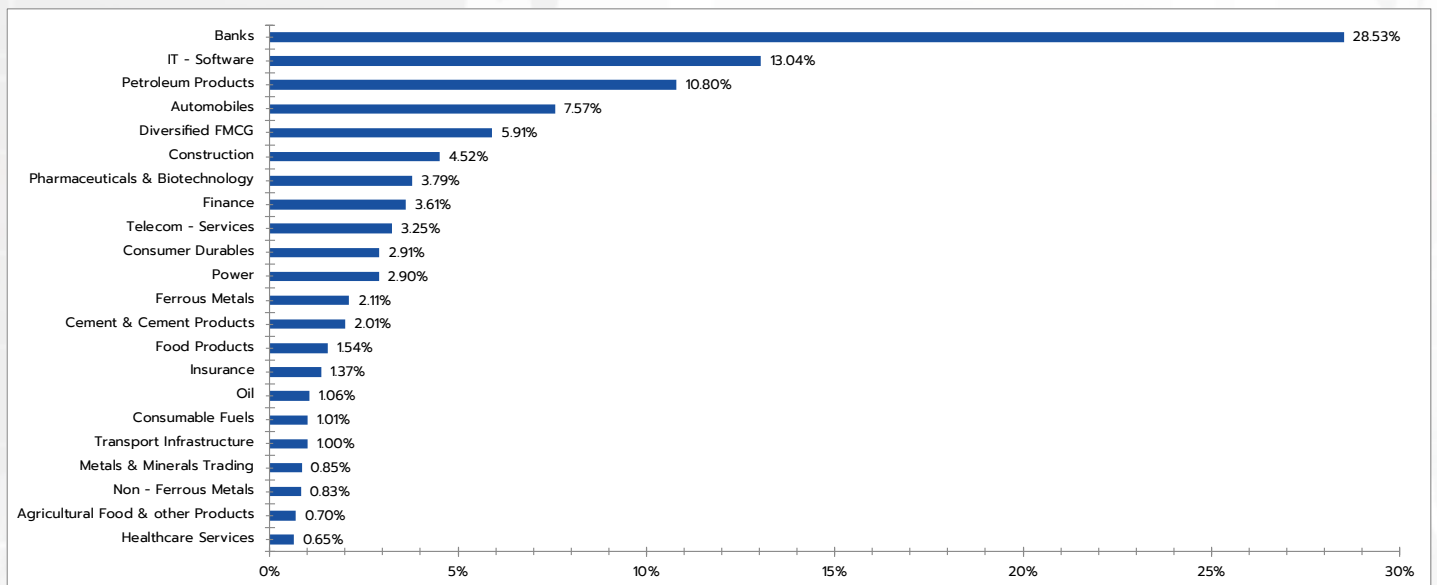
The Scheme being Exchange Traded Fund has one plan to invest through stock exchange and having a single expense structure.

Income Distribution of ₹80 was declared on 9 March 2018. Scheme return calculated above is inclusive of Income Distribution amount.

Refer to the section "GIPS Compliance" on Page no. 77 for GIPS related disclosure.

Mr. Hitendra Parekh manages 2 Scheme of the Quantum Mutual Fund.

## Industry Allocation (% of Net Assets) as on March 31, 2024





## Portfolio as on March 31, 2024 Quantum Nifty 50 ETF

Name of Instrument	Industry +	Quantity	Market/ Fair Value (₹ in Lakhs)	% to NAV
<b>EQUITY &amp; EQUITY RELATED</b>				
<b>A) Listed /Awaiting listing on Stock Exchanges</b>				
1. HDFC Bank Limited	Banks	39,670	574.38	11.07%
2. Reliance Industries Limited	Petroleum Products	17,844	530.27	10.22%
3. ICICI Bank Limited	Banks	37,037	404.93	7.80%
4. Infosys Limited	IT - Software	18,829	282.07	5.43%
5. Larsen & Toubro Limited	Construction	6,236	234.72	4.52%
6. Tata Consultancy Services Limited	IT - Software	5,344	207.15	3.99%
7. ITC Limited	Diversified FMCG	46,744	200.23	3.86%
8. Bharti Airtel Limited	Telecom - Services	13,722	168.59	3.25%
9. Axis Bank Limited	Banks	14,976	156.83	3.02%
10. State Bank of India	Banks	20,242	152.29	2.93%
11. Kotak Mahindra Bank Limited	Banks	7,759	138.54	2.67%
12. Hindustan Unilever Limited	Diversified FMCG	4,710	106.65	2.05%
13. Bajaj Finance Limited	Finance	1,469	106.43	2.05%
14. Mahindra & Mahindra Limited	Automobiles	5,051	97.05	1.87%
15. Sun Pharmaceutical Industries Limited	Pharmaceuticals & Biotechnology	5,695	92.29	1.78%
16. Tata Motors Limited	Automobiles	9,291	92.24	1.78%
17. Maruti Suzuki India Limited	Automobiles	697	87.82	1.69%
18. HCL Technologies Limited	IT - Software	5,582	86.16	1.66%
19. NTPC Limited	Power	25,063	84.16	1.62%
20. Titan Company Limited	Consumer Durables	2,201	83.68	1.61%
21. Tata Steel Limited	Ferrous Metals	43,460	67.73	1.31%
22. Asian Paints Limited	Consumer Durables	2,378	67.70	1.30%
23. Power Grid Corporation of India Limited	Power	24,039	66.56	1.28%
24. UltraTech Cement Limited	Cement & Cement Products	609	59.37	1.14%
25. Oil & Natural Gas Corporation Limited	Oil	20,571	55.14	1.06%
26. Bajaj Auto Limited	Automobiles	597	54.61	1.05%
27. IndusInd Bank Limited	Banks	3,490	54.20	1.04%
28. Coal India Limited	Consumable Fuels	12,028	52.21	1.01%
29. Adani Ports and Special Economic Zone Limited	Transport Infrastructure	3,874	51.98	1.00%
30. Nestle India Limited	Food Products	1,882	49.35	0.95%
31. Bajaj Finserv Limited	Finance	2,861	47.03	0.91%
32. Grasim Industries Limited	Cement & Cement Products	1,945	44.49	0.86%
33. Adani Enterprises Limited	Metals & Minerals Trading	1,383	44.22	0.85%
34. Hindalco Industries Limited	Non - Ferrous Metals	7,705	43.17	0.83%
35. Tech Mahindra Limited	IT - Software	3,348	41.79	0.81%
36. JSW Steel Limited	Ferrous Metals	5,031	41.77	0.80%
37. Cipla Limited	Pharmaceuticals & Biotechnology	2,768	41.44	0.80%
38. Dr. Reddy's Laboratories Limited	Pharmaceuticals & Biotechnology	642	39.53	0.76%
39. Tata Consumer Products Limited	Agricultural Food & other Products	3,317	36.36	0.70%
40. Wipro Limited	IT - Software	7,441	35.72	0.69%
41. SBI Life Insurance Company Limited	Insurance	2,377	35.66	0.69%
42. HDFC Life Insurance Company Limited	Insurance	5,559	35.21	0.68%
43. Shriram Finance Limited	Finance	1,437	33.91	0.65%
44. Apollo Hospitals Enterprise Limited	Healthcare Services	531	33.75	0.65%
45. Hero MotoCorp Limited	Automobiles	685	32.35	0.62%
46. Britannia Industries Limited	Food Products	623	30.60	0.59%
47. Bharat Petroleum Corporation Limited	Petroleum Products	5,035	30.33	0.58%
48. Eicher Motors Limited	Automobiles	722	29.02	0.56%
49. LTIMindtree Limited	IT - Software	484	23.90	0.46%
50. Divi's Laboratories Limited	Pharmaceuticals & Biotechnology	672	23.15	0.45%
51. Grasim Industries Limited	Cement & Cement Products	71	0.73	0.01%

B. Unlisted	NIL	NIL
<b>Total of all Equity</b>	<b>5,189.46</b>	<b>99.96%</b>
<b>MONEY MARKET INSTRUMENTS</b>		
A. TREPS	0.72	0.01%
<b>Net Receivable/(payable)</b>	<b>-0.21</b>	<b>0.03%</b>
<b>Grand Total</b>	<b>5,189.97</b>	<b>100.00%</b>

Portfolio Turnover Ratio is the percentage of a funds assets that have changed over the course of a year.

## GIPS Compliance

- A) Quantum Asset Management Company Pvt. Ltd. claims compliance with the Global Investment Performance Standards (GIPS®). GIPS® is a registered trademark of CFA Institute. CFA Institute does not endorse or promote this organization, nor does it warrant the accuracy or quality of the content contained herein.
- B) Indian Rupee (INR) is the currency used to express performance and other statistics.

## PERFORMANCE OF THE FUNDS MANAGED BY HITENDRA PAREKH

### QUANTUM NIFTY 50 ETF FUND OF FUND

Mr. Hitendra Parekh is the Fund Manager managing the scheme since July 10, 2008.

Period	March 31, 2023 to March 31, 2024 (1 year)		March 31, 2021 to March 31, 2024 (3 years)		March 29, 2019 to March 31, 2024 (5 years)	
	Scheme Return (%)	Tier I - Benchmark# Returns (%)	Scheme Return (%)	Tier I - Benchmark# Returns (%)	Scheme Return (%)	Tier I - Benchmark# Returns (%)
Quantum Nifty 50 ETF Fund of Fund - Direct Plan - Growth Option	29.13%	29.99%	NA	NA	NA	NA
Quantum Nifty 50 ETF Fund of Fund - Regular Plan - Growth Option	28.98%	29.99%	NA	NA	NA	NA

Past performance may or may not be sustained in the future.

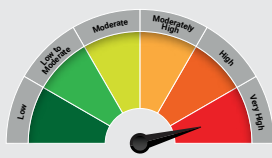
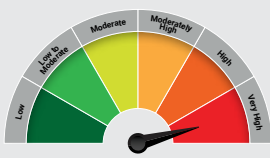
#Nifty 50 TRI

Returns are net of total expenses and are calculated on the basis of Compounded Annualized Growth Rate (CAGR)

Different Plans shall have a different expense structure.

Mr. Hitendra Parekh manages 2 schemes of the Quantum Mutual Fund.

## Product Labeling

Name of the Scheme & Tier I Benchmark	This product is suitable for investors who are seeking*	Risk-o-meter of Scheme	Risk-o-meter of Tier I Benchmark
Quantum Nifty 50 ETF  (An Open Ended Scheme Replicating / Tracking Nifty 50 Index)  Tier I Benchmark: Nifty 50 TRI	<ul style="list-style-type: none"> <li>Long term capital appreciation</li> <li>Investments in equity and equity related securities of companies in Nifty 50 Index</li> </ul>	 <p>Investors understand that their principal will be at Very High Risk</p>	

\*Investors should consult their financial advisers if in doubt about whether the product is suitable for them.

^^ Note: Tracking Error is calculated on Annualised basis using 3 years history of daily returns.

#### Definitions

Tracking Error is a measure of how closely a fund follows the index to which it is benchmarked. The more passively the fund is managed, the smaller the tracking error.

In the case of Exchange Traded Funds, the lower the Tracking Error, the better.




# COMPARISON CHART

Name of the Scheme	Asset Allocation Pattern			Primary Investment pattern	Differentiation	AUM ₹ in Cr (As on Mar 31, 2024)	No. of Folios (As on Mar 31, 2024)
<b>Quantum Small Cap Fund</b>	<b>Type of Instruments</b>	<b>Normal Allocation (% of Net Assets)</b>		Investment in Small Cap Stock	An Open Ended-Equity Scheme Predominantly Investing in Small Cap Stocks	<b>42.02</b>	<b>17,878</b>
		<b>Min. Allocation (% of Net Assets)</b>	<b>Max. Allocation (% of Net Assets)</b>				
	Equity & Equity Related Instruments of Small Cap Companies	65%	100%				
	Equity & Equity Related Instruments of Companies other than Small Cap Companies	0%	35%				
	Debt and Money Market Instruments	0%	35%				
<b>Quantum Long Term Equity Value Fund</b>	<b>Type of Instruments</b>	<b>Normal Allocation (% of Net Assets)</b>	<b>Min. Allocation (% of Net Assets)</b>	<b>Max. Allocation (% of Net Assets)</b>	To invest in shares of companies included in BSE-200 Index	<b>1,052.25</b>	<b>23,485</b>
	Listed Equity & Equity Related Securities of Companies	95% to 99%	65%	99%			
	To be listed Equity & Equity Related Securities of Companies	0% to 3%	0%	5%			
	Money Market Instruments	1% to 5%	1%	35%			
	Liquid Schemes of Mutual Funds	0% to 5%	0%	5%			
<b>Quantum Liquid Fund</b>	<b>Type of Instruments</b>	<b>Normal Allocation (% of Net Assets)</b>			To invest in debt & Money Market Instruments	<b>607.39</b>	<b>5,622</b>
	Money Market Instruments and other short term debt instruments with maturity / residual maturity upto 91 days		100%				
<b>Quantum Gold Fund ETF</b>	<b>Type of Instruments</b>	<b>Normal Allocation (% of Net Assets)</b>		To invest in Physical Gold	An Open Ended Scheme Replicating/ Tracking Gold	<b>187.30</b>	<b>25,665</b>
		<b>Min. Allocation (% of Net Assets)</b>	<b>Max. Allocation (% of Net Assets)</b>				
	Physical Gold	95%	100%				
	Money Market Instrument	0%	5%				
<b>Quantum Nifty 50 ETF</b>	<b>Type of Instruments</b>	<b>Normal Allocation (% of Net Assets)</b>		To invest in stocks of companies comprising Nifty 50 Index	An open ended Scheme Replicating/ Tracking Nifty 50 Index	<b>51.90</b>	<b>1,537</b>
		<b>Min. Allocation (% of Net Assets)</b>	<b>Max. Allocation (% of Net Assets)</b>				
	Securities covered by the Nifty 50 Index	95%	100%				
	Money Market Instrument	0%	5%				
<b>Quantum Nifty 50 ETF Fund of Fund</b>	<b>Type of Instruments</b>	<b>Normal Allocation (% of Net Assets)</b>		To invest in the units of Quantum Nifty 50 ETF	An open ended fund of fund scheme investing in units of Quantum Nifty 50 ETF	<b>17.05</b>	<b>5,443</b>
		<b>Min. Allocation (% of Net Assets)</b>	<b>Max. Allocation (% of Net Assets)</b>				
	Units of Quantum Nifty 50 ETF	95%	100%				
	Money Market Instrument	0%	5%				
<b>Quantum ELSS Tax Saver Fund</b>	<b>Type of Instruments</b>	<b>Normal Allocation (% of Net Assets)</b>		To invest in Shares of Companies included in BSE-200 Index	An open ended Equity linked saving scheme with a statutory lock in of 3 yr & tax benefit	<b>174.27</b>	<b>19,063</b>
		<b>Min. Allocation (% of Net Assets)</b>	<b>Max. Allocation (% of Net Assets)</b>				
	Equity & Equity-related Securities	80%	100%				
	Debt & Money Market Instruments	0%	20%				
<b>Quantum Equity Fund of Funds</b>	<b>Type of Instruments</b>	<b>Normal Allocation (% of Net Assets)</b>		To invest in a portfolio of open-ended diversified equity schemes of mutual funds registered with SEBI	An open ended Fund of Funds scheme investing in Open-ended Diversified Equity Schemes of Mutual Funds	<b>113.84</b>	<b>5,445</b>
		<b>Min. Allocation (% of Net Assets)</b>	<b>Max. Allocation (% of Net Assets)</b>				
	Open-ended diversified equity schemes of mutual fund registered with SEBI	95%	100%				
	Money Market Instruments & Liquid Schemes of Mutual Funds	0%	5%				
<b>Quantum Gold Savings Fund</b>	<b>Type of Instruments</b>	<b>Normal Allocation (% of Net Assets)</b>		To invest in a the unit of Quantum Gold Fund ETF	An open ended Fund of Funds scheme investing in Quantum Gold Fund	<b>102.16</b>	<b>7,035</b>
		<b>Min. Allocation (% of Net Assets)</b>	<b>Max. Allocation (% of Net Assets)</b>				
	Units of Quantum Gold Fund	95%	100%				
	Money Market Instruments, Short-term Corporate debt securities, CBLO and unit of Debt and Liquid Schemes of Mutual Funds	0%	5%				

# COMPARISON CHART

Name of the Scheme	Asset Allocation Pattern		Primary Investment pattern	Differentiation	AUM ₹ in Cr (As on Mar 31, 2024)	No. of Folios (As on Mar 31, 2024)
<b>Quantum Multi Asset Fund of Funds</b>	<b>Type of Instruments</b>	<b>Normal Allocation (% of Net Assets)</b>		To invest in the units of Equity, Debt/Money Markets and Gold Schemes of Quantum Mutual fund	<b>54.12</b>	<b>3,070</b>
		<b>Min. Allocation (% of Net Assets)</b>	<b>Max. Allocation (% of Net Assets)</b>			
	Units of Equity Schemes	25%	65%			
	Units of Debt/Money Market Schemes	25%	65%			
	Units of Gold Scheme	10%	20%			
Money Market instruments, Short term Corporate debt securities, CBLO TRI-Party Repo, Repo/Reverse repo in Govt. Securities & treasury bills only	0%	5%				
<b>Quantum Dynamic Bond Fund</b>	<b>Type of Instruments</b>	<b>Normal Allocation (% of Net Assets)</b>		To generate income and capital appreciation through active management of portfolio consisting of short term and long term debt and money market instrument	<b>98.57</b>	<b>1,548</b>
		<b>Min. Allocation (% of Net Assets)</b>	<b>Max. Allocation (% of Net Assets)</b>			
	Government Bond/Bill	25%	100%			
	PSU Bond	0%	50%			
	Certificate of Deposits/Commercial Paper/Short Term Debt Instrument	0%	75%			
CBLO/Repos	0%	100%				
<b>Quantum ESG Best In Class Strategy Fund</b>	<b>Type of Instruments</b>	<b>Normal Allocation (% of Net Assets)</b>		The Investment Objective of the scheme is to achieve long-term capital appreciation by investing in share of companies identified based on the Environment, Social and Governance (ESG) theme following Best in Class Strategy. There is no assurance that the Investment Objective of the Scheme will be achieved.	<b>80.08</b>	<b>7,701</b>
		<b>Min. Allocation (% of Net Assets)</b>	<b>Max. Allocation (% of Net Assets)</b>			
	Equity & Equity Related Instruments of Companies identified based on ESG theme following Best In Class Strategy	80%	100%			
	Money Market Instruments and Liquid Schemes of Mutual Funds	0%	20%			
<b>Note: Name of Quantum India ESG Equity Fund has been changed to Quantum ESG Best in Class Strategy Fund effective from 1st February, 2024.</b>						
<b>Quantum Multi Asset Allocation Fund</b>	<b>Type of Instruments</b>	<b>Normal Allocation (% of Net Assets)</b>		The investment objective of the Scheme is to generate long term capital appreciation / income by investing in Diversified portfolio of Equity & Equity Related Instruments, Debt & Money Market Instruments and Gold Related Instruments. There is no assurance that the investment objective of the scheme will be achieved.	<b>18.87</b>	<b>6,791</b>
		<b>Min. Allocation (% of Net Assets)</b>	<b>Max. Allocation (% of Net Assets)</b>			
	Equity & Equity Related Instruments	35%	65%			
	Debt & Money Market Instruments	25%	55%			
Gold Related Instruments*	10%	20%				

\*Includes Gold ETF and other Gold Related Instruments which may be permitted under the SEBI Regulations from time to time.

DETAILS	QUANTUM LONG TERM EQUITY VALUE FUND																																						
<b>Type of Scheme</b>	An Open Ended Equity Scheme following a Value Investment Strategy																																						
<b>This Product is suitable for Investors who are seeking*</b>	<ul style="list-style-type: none"> <li>Long term capital appreciation</li> <li>Invests primarily in equity and equity related securities of companies in S&amp;P BSE 200 index</li> </ul>																																						
<b>Risk-o-meter of scheme</b>	 <p>Investors understand that their principal will be at Very High Risk</p>	<b>Tier I Benchmark</b>																																					
		<b>Tier II Benchmark</b>																																					
<b>Investment Objectives</b>	The Investment Objective of the Scheme is to achieve long-term capital appreciation by investing in share of companies that will typically be included in the S&P BSE 200 Index and are in a position to benefits from the anticipated growth and development of the Indian economy and its markets.																																						
<b>Fund Manager Associate Fund Manager</b>	Mr. George Thomas (Since April 1, 2022) Mr. Christy Mathai (Since November 23, 2022)																																						
<b>Fund Manager Total Experience</b>	6 yrs. / 6.6 yrs.																																						
<b>Inception Date (Date of Allotment)</b>	March 13, 2006																																						
<b>Entry Load</b>	Not Applicable# ("In terms of SEBI circular no. SEBI/IMD/CIR No. 4/ 168230/09 dated June 30, 2009 has notified that, w.e.f. August 01, 2009 there will be no entry load charged to the schemes of the Mutual Fund and the upfront commission to distribution will be paid by the investor directly to the distributor, based on his assessment of various factors including the service rendered by the distributor)																																						
<b>Exit Load</b>	<b>Provisions</b> 10% of units if redeemed or switched out during exit load period i.e. 730 days from the allotment Exit Load Period : 730 days from the date of allotment  Remaining 90% of units in parts or full: (i) if redeemed or switched out on or before 365 days from the date of allotment (ii) if redeemed or switched out after 365 days but on or before 730 days from the date of allotment  If units redeemed or switched out after 730 days from the date of allotment	<b>% of Exit Load</b>																																					
		NIL																																					
		2% 1%																																					
		NIL																																					
<b>Investment Plan</b>	Direct Plan / Regular Plan																																						
<b>Default Plan</b>	Investor should indicate the Direct / Regular Plan for which the subscription is made by indicating the choice in the application form. In case of valid application received without indicating any choice of plan then the application will be processed for plan as under: <table border="1" style="width: 100%; border-collapse: collapse; margin-top: 10px;"> <thead> <tr> <th>Scenario</th> <th>Broker Code mentioned by the investor</th> <th>Plan mentioned by the investor</th> <th>Default Plan to be captured</th> </tr> </thead> <tbody> <tr> <td>1</td> <td>Not mentioned</td> <td>Not mentioned</td> <td>Direct Plan</td> </tr> <tr> <td>2</td> <td>Not mentioned</td> <td>Direct</td> <td>Direct Plan</td> </tr> <tr> <td>3</td> <td>Not mentioned</td> <td>Regular</td> <td>Direct Plan</td> </tr> <tr> <td>4</td> <td>Mentioned</td> <td>Direct</td> <td>Direct Plan</td> </tr> <tr> <td>5</td> <td>Direct</td> <td>Not mentioned</td> <td>Direct Plan</td> </tr> <tr> <td>6</td> <td>Direct</td> <td>Regular</td> <td>Direct Plan</td> </tr> <tr> <td>7</td> <td>Mentioned</td> <td>Regular</td> <td>Regular Plan</td> </tr> <tr> <td>8</td> <td>Mentioned</td> <td>Not mentioned</td> <td>Regular Plan</td> </tr> </tbody> </table> <p>In cases of wrong/invalid/incomplete ARN codes mentioned on the application form, the application shall be processed under Regular Plan. The AMC shall contact and obtain the correct ARN code within 30 calendar days of the receipt of the application form from the investor/ distributor. In case, the correct code is not received within 30 calendar days, the AMC shall reprocess the transaction under Direct Plan from the date of application.</p>			Scenario	Broker Code mentioned by the investor	Plan mentioned by the investor	Default Plan to be captured	1	Not mentioned	Not mentioned	Direct Plan	2	Not mentioned	Direct	Direct Plan	3	Not mentioned	Regular	Direct Plan	4	Mentioned	Direct	Direct Plan	5	Direct	Not mentioned	Direct Plan	6	Direct	Regular	Direct Plan	7	Mentioned	Regular	Regular Plan	8	Mentioned	Not mentioned	Regular Plan
Scenario	Broker Code mentioned by the investor	Plan mentioned by the investor	Default Plan to be captured																																				
1	Not mentioned	Not mentioned	Direct Plan																																				
2	Not mentioned	Direct	Direct Plan																																				
3	Not mentioned	Regular	Direct Plan																																				
4	Mentioned	Direct	Direct Plan																																				
5	Direct	Not mentioned	Direct Plan																																				
6	Direct	Regular	Direct Plan																																				
7	Mentioned	Regular	Regular Plan																																				
8	Mentioned	Not mentioned	Regular Plan																																				
<b>Investment Options</b>	Growth & Income Distribution cum Capital Withdrawal (IDCW) (Income Distribution cum Capital Withdrawal (IDCW) Option will in turn have two Facilities, Payout of Income Distribution cum Capital Withdrawal (IDCW) Facility and Reinvestment of Income Distribution cum Capital Withdrawal (IDCW) Facility																																						
<b>Default Option<sup>5</sup></b>	Growth Option in case Growth Option or Income Distribution cum Capital Withdrawal (IDCW) Option is not indicated. Reinvestment of Income Distribution cum Withdrawal (IDCW) Facility in case Reinvestment of IDCW or Payout of IDCW is not indicated.																																						
<b>Minimum Application Amount (Under each option)</b>	₹500/- and in multiples of ₹1/- therefore, Additional Investment would be ₹500/- and in multiples of ₹1/- thereafter / 50 units																																						
<b>Lock-in Period</b>	NIL																																						
<b>Net Asset Value (NAV)</b>	Every Business Day																																						
<b>Tier I - Benchmark Index</b>	S&P BSE 500 Total Return Index	<b>Tier II - Benchmark Index</b>	S&P BSE 200 Total Return Index																																				

\*Investors should consult their financial advisors if in doubt about whether the product is suitable for them.

<sup>5</sup>Investors should indicate the Option for which the application is made. In case Investors wish to opt for both the options, a separate Application form will have to be filled. In case applications are received where option/sub-option for investment is not selected, the default option/sub-option will be applicable.


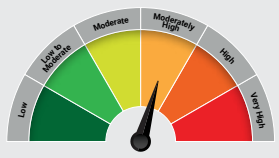




DETAILS		QUANTUM ELSS TAX SAVER FUND																																					
Type of Scheme	An Open Ended Equity Linked Saving Scheme with a Statutory Lock in of 3 years and Tax Benefit																																						
This Product is suitable for Investors who are seeking*	<ul style="list-style-type: none"> <li>Long term capital appreciation</li> <li>Invests primarily in equity and equity related securities of companies in S&amp;P BSE 200 index and to save tax u/s 80 C of the Income Tax Act. Investments in this product are subject to lock in period of 3 years.</li> </ul>																																						
Risk-o-meter of scheme	<p>Investors understand that their principal will be at Very High Risk</p>	Tier I Benchmark	Tier II Benchmark																																				
Investment Objectives	The Investment Objective of the Scheme is to achieve long-term capital appreciation by investing in share of companies that will typically be included in the S&P BSE 200 Index and are in a position to benefits from the anticipated growth and development of the Indian economy and its markets.																																						
Fund Manager Associate Fund Manager	Mr. George Thomas (Since April 1, 2022) Mr. Christy Mathai (Since November 23, 2022)																																						
Fund Manager Total Experience	6 yrs. / 6.6 yrs.																																						
Inception Date (Date of Allotment)	December 23, 2008																																						
Entry Load	Not Applicable* ("In terms of SEBI circular no. SEBI/IMD/CIR No. 4/ 168230/09 dated June 30, 2009 has notified that, w.e.f. August 01, 2009 there will be no entry load charged to the schemes of the Mutual Fund and the upfront commission to distribution will be paid by the investor directly to the distributor, based on his assessment of various factors including the service rendered by the distributor)																																						
Exit Load	NIL																																						
Investment Plan	Direct Plan / Regular Plan																																						
Default Plan	<p>Investor should indicate the Direct / Regular Plan for which the subscription is made by indicating the choice in the application form. In case of valid application received without indicating any choice of plan then the application will be processed for plan as under:</p> <table border="1"> <thead> <tr> <th>Scenario</th> <th>Broker Code mentioned by the investor</th> <th>Plan mentioned by the investor</th> <th>Default Plan to be captured</th> </tr> </thead> <tbody> <tr> <td>1</td> <td>Not mentioned</td> <td>Not mentioned</td> <td>Direct Plan</td> </tr> <tr> <td>2</td> <td>Not mentioned</td> <td>Direct</td> <td>Direct Plan</td> </tr> <tr> <td>3</td> <td>Not mentioned</td> <td>Regular</td> <td>Direct Plan</td> </tr> <tr> <td>4</td> <td>Mentioned</td> <td>Direct</td> <td>Direct Plan</td> </tr> <tr> <td>5</td> <td>Direct</td> <td>Not mentioned</td> <td>Direct Plan</td> </tr> <tr> <td>6</td> <td>Direct</td> <td>Regular</td> <td>Direct Plan</td> </tr> <tr> <td>7</td> <td>Mentioned</td> <td>Regular</td> <td>Regular Plan</td> </tr> <tr> <td>8</td> <td>Mentioned</td> <td>Not mentioned</td> <td>Regular Plan</td> </tr> </tbody> </table> <p>In cases of wrong/invalid/incomplete ARN codes mentioned on the application form, the application shall be processed under Regular Plan. The AMC shall contact and obtain the correct ARN code within 30 calendar days of the receipt of the application form from the investor/ distributor. In case, the correct code is not received within 30 calendar days, the AMC shall reprocess the transaction under Direct Plan from the date of application.</p>			Scenario	Broker Code mentioned by the investor	Plan mentioned by the investor	Default Plan to be captured	1	Not mentioned	Not mentioned	Direct Plan	2	Not mentioned	Direct	Direct Plan	3	Not mentioned	Regular	Direct Plan	4	Mentioned	Direct	Direct Plan	5	Direct	Not mentioned	Direct Plan	6	Direct	Regular	Direct Plan	7	Mentioned	Regular	Regular Plan	8	Mentioned	Not mentioned	Regular Plan
Scenario	Broker Code mentioned by the investor	Plan mentioned by the investor	Default Plan to be captured																																				
1	Not mentioned	Not mentioned	Direct Plan																																				
2	Not mentioned	Direct	Direct Plan																																				
3	Not mentioned	Regular	Direct Plan																																				
4	Mentioned	Direct	Direct Plan																																				
5	Direct	Not mentioned	Direct Plan																																				
6	Direct	Regular	Direct Plan																																				
7	Mentioned	Regular	Regular Plan																																				
8	Mentioned	Not mentioned	Regular Plan																																				
Investment Options	Growth & Income Distribution cum Capital Withdrawal (IDCW)																																						
Default Option <sup>5</sup>	Growth Option in case Growth Option or Income Distribution cum Capital Withdrawal (IDCW) Option is not indicated. Reinvestment of Income Distribution cum Withdrawal (IDCW) Facility in case Reinvestment of IDCW or Payout of IDCW is not indicated.																																						
Minimum Application Amount (Under each option)	₹500 and in multiples of ₹500 therefore, Additional Investment in all scheme would be ₹500 and in multiples of 500 thereafter																																						
Lock-in Period	3 years from the date of allotment of the respective Units																																						
Net Asset Value (NAV)	Every Business Day																																						
Tier I - Benchmark Index	S&P BSE 500 Total Return Index	Tier II - Benchmark Index	S&P BSE 200 Total Return Index																																				

\*Investors should consult their financial advisors if in doubt about whether the product is suitable for them.

<sup>5</sup>Investors should indicate the Option for which the application is made. In case Investors wish to opt for both the options, a separate Application form will have to be filled. In case applications are received where option/sub-option for investment is not selected, the default option/sub-option will be applicable.

DETAILS		QUANTUM MULTI ASSET ALLOCATION FUND																																					
Type of Scheme	An Open-Ended Scheme Investing in Equity & Equity Related Instruments, Debt & Money Market Instruments and Gold Related Instruments																																						
This Product is suitable for Investors who are seeking*	<ul style="list-style-type: none"> <li>Long term capital appreciation and current income</li> <li>Investment in a Diversified Portfolio of Equity &amp; Equity Related Instruments, Debt &amp; Money Market Instruments and Gold Related Instruments</li> </ul>																																						
Risk-o-meter of scheme	 <p>Investors understand that their principal will be at High Risk</p>	Risk-o-meter of Tier I Benchmark																																					
Investment Objectives	<p>The investment objective of the Scheme is to generate long term capital appreciation / income by investing in Diversified portfolio of Equity &amp; Equity Related Instruments, Debt &amp; Money Market Instruments and Gold Related Instruments.</p> <p>There is no assurance that the investment objective of the scheme will be achieved.</p>																																						
Fund Manager	<p>Mr. Chirag Mehta - Fund Manager (Since March 07, 2024)                  Mr. Pankaj Pathak - Fund Manager (Since March 07, 2024)</p>																																						
Fund Manager Total Experience	Mr. Chirag Mehta - 19 yrs. / Mr. Pankaj Pathak - 12 yrs.																																						
Inception Date (Date of Allotment)	March 07, 2024																																						
Entry Load	Not Applicable* (* Pursuant to para-No. 10.4.1 of SEBI Master Circular No. SEBI /HO/IMD/ IMD-PoD-1 / P/ CIR / 2023/74 dated May 19, 2023 there will be no entry load charged to the schemes of the Mutual Fund. and the upfront commission to distribution will be paid by the investor directly to the distributor, based on his assessment of various factors including the service rendered by the distributor)																																						
Exit Load	Provisions	% of Exit Load																																					
	If redeemed or switch out on or before 90 days from the date of allotment of units.	100%																																					
	If redeemed or switch out after 90 days from the date of allotment of units.	NIL																																					
Investment Plan	Direct Plan / Regular Plan																																						
Default Plan	<p>Investor should indicate the Direct / Regular Plan for which the subscription is made by indicating the choice in the application form. In case of valid application received without indicating any choice of plan then the application will be processed for plan as under:</p> <table border="1" data-bbox="300 1344 1200 1608"> <thead> <tr> <th>Scenario</th> <th>Broker Code mentioned by the investor</th> <th>Plan mentioned by the investor</th> <th>Default Plan to be captured</th> </tr> </thead> <tbody> <tr> <td>1</td> <td>Not mentioned</td> <td>Not mentioned</td> <td>Direct Plan</td> </tr> <tr> <td>2</td> <td>Not mentioned</td> <td>Direct</td> <td>Direct Plan</td> </tr> <tr> <td>3</td> <td>Not mentioned</td> <td>Regular</td> <td>Direct Plan</td> </tr> <tr> <td>4</td> <td>Mentioned</td> <td>Direct</td> <td>Direct Plan</td> </tr> <tr> <td>5</td> <td>Direct</td> <td>Not mentioned</td> <td>Direct Plan</td> </tr> <tr> <td>6</td> <td>Direct</td> <td>Regular</td> <td>Direct Plan</td> </tr> <tr> <td>7</td> <td>Mentioned</td> <td>Regular</td> <td>Regular Plan</td> </tr> <tr> <td>8</td> <td>Mentioned</td> <td>Not mentioned</td> <td>Regular Plan</td> </tr> </tbody> </table> <p>In cases of wrong/invalid/incomplete ARN codes mentioned on the application form, the application shall be processed under Regular Plan. The AMC shall contact and obtain the correct ARN code within 30 calendar days of the receipt of the application form from the investor/ distributor. In case, the correct code is not received within 30 calendar days, the AMC shall reprocess the transaction under Direct Plan from the date of application.</p>			Scenario	Broker Code mentioned by the investor	Plan mentioned by the investor	Default Plan to be captured	1	Not mentioned	Not mentioned	Direct Plan	2	Not mentioned	Direct	Direct Plan	3	Not mentioned	Regular	Direct Plan	4	Mentioned	Direct	Direct Plan	5	Direct	Not mentioned	Direct Plan	6	Direct	Regular	Direct Plan	7	Mentioned	Regular	Regular Plan	8	Mentioned	Not mentioned	Regular Plan
Scenario	Broker Code mentioned by the investor	Plan mentioned by the investor	Default Plan to be captured																																				
1	Not mentioned	Not mentioned	Direct Plan																																				
2	Not mentioned	Direct	Direct Plan																																				
3	Not mentioned	Regular	Direct Plan																																				
4	Mentioned	Direct	Direct Plan																																				
5	Direct	Not mentioned	Direct Plan																																				
6	Direct	Regular	Direct Plan																																				
7	Mentioned	Regular	Regular Plan																																				
8	Mentioned	Not mentioned	Regular Plan																																				
Investment Options	Growth Option																																						
Minimum Application Amount (Under each option)	₹500/- and in multiples of ₹1/- therefore, Additional Investment would be ₹500/- and in multiples of ₹1/- thereafter / 50 units																																						
Lock-in Period	NIL																																						
Net Asset Value (NAV)	Every Business Day																																						
Tier I - Benchmark Index	NIFTY 50 TRI (40%) + CRISIL Short Term Bond Fund All Index (45%) + Domestic Price of Gold (15%)																																						

\*Investors should consult their financial advisors if in doubt about whether the product is suitable for them.


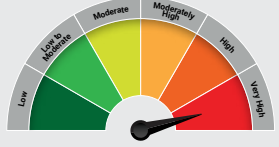


DETAILS	QUANTUM EQUITY FUND OF FUNDS																																						
Type of Scheme	An Open Ended Fund of Funds scheme Investing in Open Ended Diversified Equity Schemes of Mutual Funds																																						
This Product is suitable for Investors who are seeking*	<ul style="list-style-type: none"> <li>Long term capital appreciation</li> <li>Investments in portfolio of open-ended diversified equity schemes of mutual funds registered with SEBI whose underlying investments are in equity and equity related securities of diversified companies</li> </ul>																																						
Risk-o-meter of scheme	<p>Investors understand that their principal will be at Very High Risk</p>	Risk-o-meter of Tier I Benchmark																																					
Investment Objectives	The Investments objective of the scheme is to generate long-term capital appreciation by investing in a portfolio of open-ended diversified equity scheme of mutual funds registered with SEBI. There can be no assurance of positive returns form following the stated investment strategy.																																						
Fund Manager	Mr. Chirag Mehta (Since November 1, 2013)																																						
Fund Manager Total Experience	19 yrs																																						
Inception Date (Date of Allotment)	July 20, 2009																																						
Entry Load	Not Applicable# ("In terms of SEBI circular no. SEBI/IMD/CIR No. 4/ 168230/09 dated June 30, 2009 has notified that, w.e.f. August 01, 2009 there will be no entry load charged to the schemes of the Mutual Fund and the upfront commission to distribution will be paid by the investor directly to the distributor, based on his assessment of various factors including the service rendered by the distributor)																																						
Exit Load	Provisions	% of Exit Load																																					
	10% of units if redeemed or switched out on or before 365 days from the date of allotment	NIL																																					
	Remaining 90% of units if redeemed or switched out on or before 365 days from the date allotment	1%																																					
	If redeemed or switched out of units after 365 days from the date of allotment	NIL																																					
Investment Plan	Direct Plan / Regular Plan																																						
Default Plan	<p>Investors should indicate the Direct / Regular Plan for which the subscription is made by indicating the choice in the application form. In case of valid application received without indicating any choice of plan then the application will be processed for plan as under:</p> <table border="1"> <thead> <tr> <th>Scenario</th> <th>Broker Code mentioned by the investor</th> <th>Plan mentioned by the investor</th> <th>Default Plan to be captured</th> </tr> </thead> <tbody> <tr> <td>1</td> <td>Not mentioned</td> <td>Not mentioned</td> <td>Direct Plan</td> </tr> <tr> <td>2</td> <td>Not mentioned</td> <td>Direct</td> <td>Direct Plan</td> </tr> <tr> <td>3</td> <td>Not mentioned</td> <td>Regular</td> <td>Direct Plan</td> </tr> <tr> <td>4</td> <td>Mentioned</td> <td>Direct</td> <td>Direct Plan</td> </tr> <tr> <td>5</td> <td>Direct</td> <td>Not mentioned</td> <td>Direct Plan</td> </tr> <tr> <td>6</td> <td>Direct</td> <td>Regular</td> <td>Direct Plan</td> </tr> <tr> <td>7</td> <td>Mentioned</td> <td>Regular</td> <td>Regular Plan</td> </tr> <tr> <td>8</td> <td>Mentioned</td> <td>Not mentioned</td> <td>Regular Plan</td> </tr> </tbody> </table> <p>In cases of wrong/incomplete ARN codes mentioned on the application form, the application shall be processed under Regular Plan. The AMC shall contact and obtain the correct ARN code within 30 calendar days of the receipt of the application form from the investor / distributor. In case, the correct code is not received within 30 calendar days, the AMC shall reprocess the transaction under Direct Plan from the date of application.</p>			Scenario	Broker Code mentioned by the investor	Plan mentioned by the investor	Default Plan to be captured	1	Not mentioned	Not mentioned	Direct Plan	2	Not mentioned	Direct	Direct Plan	3	Not mentioned	Regular	Direct Plan	4	Mentioned	Direct	Direct Plan	5	Direct	Not mentioned	Direct Plan	6	Direct	Regular	Direct Plan	7	Mentioned	Regular	Regular Plan	8	Mentioned	Not mentioned	Regular Plan
Scenario	Broker Code mentioned by the investor	Plan mentioned by the investor	Default Plan to be captured																																				
1	Not mentioned	Not mentioned	Direct Plan																																				
2	Not mentioned	Direct	Direct Plan																																				
3	Not mentioned	Regular	Direct Plan																																				
4	Mentioned	Direct	Direct Plan																																				
5	Direct	Not mentioned	Direct Plan																																				
6	Direct	Regular	Direct Plan																																				
7	Mentioned	Regular	Regular Plan																																				
8	Mentioned	Not mentioned	Regular Plan																																				
Investment Options	Growth & Income Distribution cum Capital Withdrawal (IDCW) (Income Distribution cum Capital Withdrawal (IDCW) Option will in turn have two Facilities, Payout of Income Distribution cum Capital Withdrawal (IDCW) Facility and Reinvestment of Income Distribution cum Capital Withdrawal (IDCW) Facility)																																						
Default Option <sup>5</sup>	Growth Option in case Growth Option or Income Distribution cum Capital Withdrawal (IDCW) Option is not indicated. Reinvestment of Income Distribution cum Withdrawal (IDCW) Facility in case Reinvestment of IDCW or Payout of IDCW is not indicated.																																						
Minimum Application Amount (Under each option)	₹500/- and in multiples of ₹1/- therefore, Additional Investment would be ₹500/- and in multiples of ₹1/- thereafter / 50 units																																						
Lock-in Period	NIL																																						
Net Asset Value (NAV)	Every Business Day																																						
Tier I - Benchmark Index	S&P BSE 200 - Total Return Index																																						

\*Investors should consult their financial advisors if in doubt about whether the product is suitable for them.

<sup>5</sup>Investors should indicate the Option for which the application is made. In case Investors wish to opt for both the options, a separate Application form will have to be filled. In case applications are received where option/sub-option for investment is not selected, the default option/sub-option will be applicable.



DETAILS	QUANTUM ESG BEST IN CLASS STRATEGY FUND																																						
Type of Scheme	An Open ended equity scheme investing in companies following Environment, Social and Governance (ESG) theme																																						
This Product is suitable for Investors who are seeking*	<ul style="list-style-type: none"> <li>Long term capital appreciation</li> <li>An Open-ended equity scheme investing in companies following Environment, Social and Governance (ESG) theme assessed through a Best In Class Strategy</li> </ul>																																						
Risk-o-meter of scheme	 <p>Investors understand that their principal will be at Very High Risk</p>	Risk-o-meter of Tier I Benchmark																																					
Investment Objectives	<p>The Investment Objective of the scheme is to achieve long-term capital appreciation by investing in share of companies identified based on the Environment, Social and Governance (ESG) theme following Best in Class Strategy.</p> <p>There is no assurance that the Investment Objective of the Scheme will be achieved.</p>																																						
Fund Manager	Mr. Chirag Mehta - Fund Manager (Since July 12, 2019) Ms. Sneha Joshi - Associate Fund Manager (Since July 12, 2019)																																						
Fund Manager Total Experience	Mr. Chirag Mehta - 19 yrs. / Ms. Sneha Joshi - 9 yrs.																																						
Inception Date (Date of Allotment)	July 12, 2019																																						
Entry Load	Not Applicable																																						
Exit Load	10% of units if redeemed or switched out on or before 365 days from the date of allotment: NIL; Remaining 90% of units if redeemed or switched out on or before 365 days from the date of allotment: 1%. If redeemed or switched out after 365 days from the date of allotment: NIL Note: Redemptions / Switch outs of units will be done on First In First Out (FIFO) basis.																																						
Investment Plan	Direct Plan / Regular Plan																																						
Default Plan	<p>Investor should indicate the Direct / Regular Plan for which the subscription is made by indicating the choice in the application form. In case of valid application received without indicating any choice of plan then the application will be processed for plan as under:</p> <table border="1"> <thead> <tr> <th>Scenario</th> <th>Broker Code mentioned by the investor</th> <th>Plan mentioned by the investor</th> <th>Default Plan to be captured</th> </tr> </thead> <tbody> <tr> <td>1</td> <td>Not mentioned</td> <td>Not mentioned</td> <td>Direct Plan</td> </tr> <tr> <td>2</td> <td>Not mentioned</td> <td>Direct</td> <td>Direct Plan</td> </tr> <tr> <td>3</td> <td>Not mentioned</td> <td>Regular</td> <td>Direct Plan</td> </tr> <tr> <td>4</td> <td>Mentioned</td> <td>Direct</td> <td>Direct Plan</td> </tr> <tr> <td>5</td> <td>Direct</td> <td>Not mentioned</td> <td>Direct Plan</td> </tr> <tr> <td>6</td> <td>Direct</td> <td>Regular</td> <td>Direct Plan</td> </tr> <tr> <td>7</td> <td>Mentioned</td> <td>Regular</td> <td>Regular Plan</td> </tr> <tr> <td>8</td> <td>Mentioned</td> <td>Not mentioned</td> <td>Regular Plan</td> </tr> </tbody> </table> <p>In cases of wrong/invalid/incomplete ARN codes mentioned on the application form, the application shall be processed under Regular Plan. The AMC shall contact and obtain the correct ARN code within 30 calendar days of the receipt of the application form from the investor/ distributor. In case, the correct code is not received within 30 calendar days, the AMC shall reprocess the transaction under Direct Plan from the date of application.</p>			Scenario	Broker Code mentioned by the investor	Plan mentioned by the investor	Default Plan to be captured	1	Not mentioned	Not mentioned	Direct Plan	2	Not mentioned	Direct	Direct Plan	3	Not mentioned	Regular	Direct Plan	4	Mentioned	Direct	Direct Plan	5	Direct	Not mentioned	Direct Plan	6	Direct	Regular	Direct Plan	7	Mentioned	Regular	Regular Plan	8	Mentioned	Not mentioned	Regular Plan
Scenario	Broker Code mentioned by the investor	Plan mentioned by the investor	Default Plan to be captured																																				
1	Not mentioned	Not mentioned	Direct Plan																																				
2	Not mentioned	Direct	Direct Plan																																				
3	Not mentioned	Regular	Direct Plan																																				
4	Mentioned	Direct	Direct Plan																																				
5	Direct	Not mentioned	Direct Plan																																				
6	Direct	Regular	Direct Plan																																				
7	Mentioned	Regular	Regular Plan																																				
8	Mentioned	Not mentioned	Regular Plan																																				
Investment Options Default Option	Growth Option																																						
Minimum Application Amount (Under each option)	₹500/- and in multiples of ₹1/- therefore, Additional Investment would be ₹500/- and in multiples of ₹1/- thereafter / 50 units																																						
Lock-in Period	NIL																																						
Net Asset Value (NAV)	Every Business Day																																						
Tier I - Benchmark Index	Nifty 100 ESG Total Return Index																																						

\*Investors should consult their financial advisors if in doubt about whether the product is suitable for them.

Note: Name of Quantum India ESG Equity Fund has been changed to Quantum ESG Best In Class Strategy Fund effective from 1st February, 2024.



DETAILS	QUANTUM LIQUID FUND																																						
<b>Type of Scheme</b>	An Open-ended Liquid Scheme. A relatively low interest rate risk and relatively low credit risk.																																						
<b>This Product is suitable for Investors who are seeking*</b>	<ul style="list-style-type: none"> <li>Income over the short term</li> <li>Investments in debt / money market instruments</li> </ul>																																						
<b>Risk-o-meter of scheme</b>		<b>Risk-o-meter of Tier I Benchmark</b>																																					
<b>Investment Objectives</b>	The primary investment objective of the Scheme is to provide optimal returns with low to moderate levels of risk and high liquidity through judicious investments in money market and debt instruments.																																						
<b>Fund Manager</b>	Mr. Pankaj Pathak (Since March 1, 2017)																																						
<b>Fund Manager Total Experience</b>	12 yrs																																						
<b>Inception Date (Date of Allotment)</b>	April 7, 2006																																						
<b>Entry Load</b>	Not Applicable* ("In terms of SEBI circular no. SEBI/IMD/CIR No. 4/ 168230/09 dated June 30, 2009 has notified that, w.e.f. August 01, 2009 there will be no entry load charged to the schemes of the Mutual Fund and the upfront commission to distribution will be paid by the investor directly to the distributor, based on his assessment of various factors including the service rendered by the distributor)																																						
<b>Exit Load</b>	<table border="1" style="width: 100%; border-collapse: collapse;"> <thead> <tr> <th style="text-align: left;">Investor Exit Upon Subscription</th> <th style="text-align: left;">Exit Load as a % of Redemption Proceeds</th> </tr> </thead> <tbody> <tr> <td>Day 1</td> <td>0.0070%</td> </tr> <tr> <td>Day 2</td> <td>0.0065%</td> </tr> <tr> <td>Day 3</td> <td>0.0060%</td> </tr> <tr> <td>Day 4</td> <td>0.0055%</td> </tr> <tr> <td>Day 5</td> <td>0.0050%</td> </tr> <tr> <td>Day 6</td> <td>0.0045%</td> </tr> <tr> <td>Day 7 Onwards</td> <td>NIL</td> </tr> </tbody> </table>			Investor Exit Upon Subscription	Exit Load as a % of Redemption Proceeds	Day 1	0.0070%	Day 2	0.0065%	Day 3	0.0060%	Day 4	0.0055%	Day 5	0.0050%	Day 6	0.0045%	Day 7 Onwards	NIL																				
Investor Exit Upon Subscription	Exit Load as a % of Redemption Proceeds																																						
Day 1	0.0070%																																						
Day 2	0.0065%																																						
Day 3	0.0060%																																						
Day 4	0.0055%																																						
Day 5	0.0050%																																						
Day 6	0.0045%																																						
Day 7 Onwards	NIL																																						
<b>Investment Plan</b>	Direct Plan / Regular Plan																																						
<b>Default Plan</b>	<p>Investor should indicate the Direct / Regular Plan for which the subscription is made by indicating the choice in the application form. In case of valid application received without indicating any choice of plan then the application will be processed for plan as under:</p> <table border="1" style="width: 100%; border-collapse: collapse;"> <thead> <tr> <th>Scenario</th> <th>Broker Code mentioned by the investor</th> <th>Plan mentioned by the investor</th> <th>Default Plan to be captured</th> </tr> </thead> <tbody> <tr> <td>1</td> <td>Not mentioned</td> <td>Not mentioned</td> <td>Direct Plan</td> </tr> <tr> <td>2</td> <td>Not mentioned</td> <td>Direct</td> <td>Direct Plan</td> </tr> <tr> <td>3</td> <td>Not mentioned</td> <td>Regular</td> <td>Direct Plan</td> </tr> <tr> <td>4</td> <td>Mentioned</td> <td>Direct</td> <td>Direct Plan</td> </tr> <tr> <td>5</td> <td>Direct</td> <td>Not mentioned</td> <td>Direct Plan</td> </tr> <tr> <td>6</td> <td>Direct</td> <td>Regular</td> <td>Direct Plan</td> </tr> <tr> <td>7</td> <td>Mentioned</td> <td>Regular</td> <td>Regular Plan</td> </tr> <tr> <td>8</td> <td>Mentioned</td> <td>Not mentioned</td> <td>Regular Plan</td> </tr> </tbody> </table> <p>In cases of wrong/invalid/incomplete ARN codes mentioned on the application form, the application shall be processed under Regular Plan. The AMC shall contact and obtain the correct ARN code within 30 calendar days of the receipt of the application form from the investor/ distributor. In case, the correct code is not received within 30 calendar days, the AMC shall reprocess the transaction under Direct Plan from the date of application.</p>			Scenario	Broker Code mentioned by the investor	Plan mentioned by the investor	Default Plan to be captured	1	Not mentioned	Not mentioned	Direct Plan	2	Not mentioned	Direct	Direct Plan	3	Not mentioned	Regular	Direct Plan	4	Mentioned	Direct	Direct Plan	5	Direct	Not mentioned	Direct Plan	6	Direct	Regular	Direct Plan	7	Mentioned	Regular	Regular Plan	8	Mentioned	Not mentioned	Regular Plan
Scenario	Broker Code mentioned by the investor	Plan mentioned by the investor	Default Plan to be captured																																				
1	Not mentioned	Not mentioned	Direct Plan																																				
2	Not mentioned	Direct	Direct Plan																																				
3	Not mentioned	Regular	Direct Plan																																				
4	Mentioned	Direct	Direct Plan																																				
5	Direct	Not mentioned	Direct Plan																																				
6	Direct	Regular	Direct Plan																																				
7	Mentioned	Regular	Regular Plan																																				
8	Mentioned	Not mentioned	Regular Plan																																				
<b>Investment Options</b>	Growth, Daily Reinvestment of Income Distribution Cum Capital Withdrawal (IDCW) Option & Monthly Income Distribution cum Capital Withdrawal (IDCW) Option – Two facilities (a) Payout of Income Distribution Cum Capital Withdrawal (IDCW) Facility; and (b) Reinvestment of Income Distribution Cum Capital Withdrawal (IDCW) Facility																																						
<b>Default Option<sup>5</sup></b>	Growth Option in case Monthly Income Distribution Cum Capital Withdrawal (IDCW) Option or Daily Reinvestment of Income Distribution cum Capital Withdrawal Option is not indicated Income Distribution Cum Capital Withdrawal (IDCW) Transfer facility is available in the Monthly IDCW option, where investors can transfer their Income Distribution amount as and when declared by the fund to any other scheme (excluding ETF schemes at the applicable NAV)																																						
<b>Minimum Application Amount (Under each option)</b>	Growth option ₹5,000/- and in multiples of ₹1/- therefore Monthly Dividend Payout option ₹10,000/- and in multiples of ₹1/- therefore, Daily Dividend Re-investment option ₹1,00,000/- and in multiples of ₹1/- therefore, Additional Investment - ₹500/- and in multiples of ₹1/- therefore / 50 units																																						
<b>Lock-in Period</b>	NIL																																						
<b>Net Asset Value (NAV)</b>	Every Business Day																																						
<b>*Tier I - Benchmark Index</b>	CRISIL Liquid Debt A-I Index																																						



\*Investors should consult their financial advisors if in doubt about whether the product is suitable for them.

<sup>5</sup>Investors should indicate the Option for which the application is made. In case Investors wish to opt for both the options, a separate Application form will have to be filled. In case applications are received where option/sub-option for investment is not selected, the default option/sub-option will be applicable.

<sup>6</sup>Tier-I Benchmark of the scheme has been changed from CRISIL Liquid Fund AI Index to CRISIL Liquid Debt A-I Index w.e.f. April 03, 2023.

For PRC Matrix refer page no 43.



DETAILS		QUANTUM DYNAMIC BOND FUND																																					
Type of Scheme	An Open-ended Dynamic Debt Scheme Investing Across Duration. A relatively high interest rate risk and relatively low credit risk.																																						
This Product is suitable for Investors who are seeking*	<ul style="list-style-type: none"> <li>Regular income over short to medium term and capital appreciation</li> <li>Investment in Debt / Money Market Instruments / Government Securities</li> </ul>																																						
Risk-o-meter of scheme		Risk-o-meter of Tier I Benchmark																																					
Investment Objectives	The investment objective of the scheme is to generate income and capital appreciation through active management of a portfolio consisting of short term and long term debt and money market instruments.																																						
Fund Manager	Mr. Pankaj Pathak (Since March 01, 2017)																																						
Fund Manager Total Experience	12 yrs																																						
Inception Date (Date of Allotment)	May 19, 2015																																						
Entry Load	Not Applicable* (*In terms of SEBI circular no. SEBI/IMD/CIR No. 4/ 168230/09 dated June 30, 2009 has notified that, w.e.f. August 01, 2009 there will be no entry load charged to the schemes of the Mutual Fund and the upfront commission to distribution will be paid by the investor directly to the distributor, based on his assessment of various factors including the service rendered by the distributor)																																						
Exit Load	NIL																																						
Investment Plan	Direct Plan / Regular Plan																																						
Default Plan	<p>Investors should indicate the Direct / Regular Plan for which the subscription is made by indicating the choice in the application form. In case of valid application received without indicating any choice of plan then the application will be processed for plan as under:</p> <table border="1"> <thead> <tr> <th>Scenario</th> <th>Broker Code mentioned by the investor</th> <th>Plan mentioned by the investor</th> <th>Default Plan to be captured</th> </tr> </thead> <tbody> <tr> <td>1</td> <td>Not mentioned</td> <td>Not mentioned</td> <td>Direct Plan</td> </tr> <tr> <td>2</td> <td>Not mentioned</td> <td>Direct</td> <td>Direct Plan</td> </tr> <tr> <td>3</td> <td>Not mentioned</td> <td>Regular</td> <td>Direct Plan</td> </tr> <tr> <td>4</td> <td>Mentioned</td> <td>Direct</td> <td>Direct Plan</td> </tr> <tr> <td>5</td> <td>Direct</td> <td>Not mentioned</td> <td>Direct Plan</td> </tr> <tr> <td>6</td> <td>Direct</td> <td>Regular</td> <td>Direct Plan</td> </tr> <tr> <td>7</td> <td>Mentioned</td> <td>Regular</td> <td>Regular Plan</td> </tr> <tr> <td>8</td> <td>Mentioned</td> <td>Not mentioned</td> <td>Regular Plan</td> </tr> </tbody> </table> <p>In cases of wrong/incomplete ARN codes mentioned on the application form, the application shall be processed under Regular Plan. The AMC shall contact and obtain the correct ARN code within 30 calendar days of the receipt of the application form from the investor / distributor. In case, the correct code is not received within 30 calendar days, the AMC shall reprocess the transaction under Direct Plan from the date of application.</p>			Scenario	Broker Code mentioned by the investor	Plan mentioned by the investor	Default Plan to be captured	1	Not mentioned	Not mentioned	Direct Plan	2	Not mentioned	Direct	Direct Plan	3	Not mentioned	Regular	Direct Plan	4	Mentioned	Direct	Direct Plan	5	Direct	Not mentioned	Direct Plan	6	Direct	Regular	Direct Plan	7	Mentioned	Regular	Regular Plan	8	Mentioned	Not mentioned	Regular Plan
Scenario	Broker Code mentioned by the investor	Plan mentioned by the investor	Default Plan to be captured																																				
1	Not mentioned	Not mentioned	Direct Plan																																				
2	Not mentioned	Direct	Direct Plan																																				
3	Not mentioned	Regular	Direct Plan																																				
4	Mentioned	Direct	Direct Plan																																				
5	Direct	Not mentioned	Direct Plan																																				
6	Direct	Regular	Direct Plan																																				
7	Mentioned	Regular	Regular Plan																																				
8	Mentioned	Not mentioned	Regular Plan																																				
Investment Options	Growth Option, Monthly Payout of Income Distribution Cum Capital Withdrawal (IDCW) Option and Monthly Reinvestment of Income Distribution Cum Capital Withdrawal (IDCW) Option																																						
Default Option <sup>‡</sup>	Income Distribution Cum Capital Withdrawal (IDCW) Transfer facility is available in the Monthly IDCW option, where investors can transfer their Income Distribution amount as and when declared by the fund to any other scheme (excluding ETF schemes at the applicable NAV)																																						
Minimum Application Amount (Under each option)	₹500/- and in multiples of ₹1/- therefore, Additional Investment would be ₹500/- and in multiples of ₹1/- thereafter / 50 units																																						
Lock-in Period	NIL																																						
Net Asset Value (NAV)	Every Business Day																																						
*Tier I - Benchmark Index	CRISIL Dynamic Bond A-III Index																																						

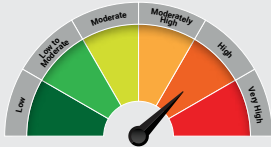
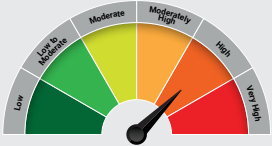
\*Investors should consult their financial advisors if in doubt about whether the product is suitable for them.

‡Investors should indicate the Option for which the application is made. In case Investors wish to opt for both the options, a separate Application form will have to be filled. In case applications are received where option/sub-option for investment is not selected, the default option/sub-option will be applicable.


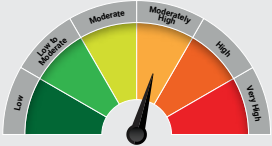
\*Tier-I Benchmark of the scheme has been changed from CRISIL Dynamic Bond Fund AIII Index to CRISIL Dynamic Bond A-III Index w.e.f. April 03, 2023.

For PRC Matrix refer page no 48.



DETAILS	QUANTUM GOLD SAVINGS FUND																																						
Type of Scheme	An Open Ended Fund of Fund Scheme Investing in Quantum Gold Fund																																						
This Product is suitable for Investors who are seeking*	<ul style="list-style-type: none"> <li>Long term returns</li> <li>Investments in units of Quantum Gold Fund – Exchange Traded Fund whose underlying investments are in physical gold</li> </ul>																																						
Risk-o-meter of scheme	 <p>Investors understand that their principal will be at High Risk</p>	<p><b>Risk-o-meter of Tier I Benchmark</b></p>																																					
Investment Objectives	<p>The Investments objective of the scheme is to provide capital appreciation by predominantly investing in units of Quantum Gold Fund Replicating / Tracking Gold an Exchange Traded Fund</p> <p>The Performance of the scheme may differ from the of Quantum Gold Fund and the domestic prices of gold due to expenses and certain other factors. There can be no assurance or guarantee that the investment objective of the scheme will be achieved.</p>																																						
Fund Manager	Mr. Chirag Mehta (Since May 19, 2011)																																						
Fund Manager Total Experience	19 yrs																																						
Inception Date (Date of Allotment)	May 19, 2011																																						
Entry Load	Not Applicable* ("In terms of SEBI circular no. SEBI/IMD/CIR No. 4/ 168230/09 dated June 30, 2009 has notified that, w.e.f. August 01, 2009 there will be no entry load charged to the schemes of the Mutual Fund and the upfront commission to distribution will be paid by the investor directly to the distributor, based on his assessment of various factors including the service rendered by the distributor)																																						
Exit Load	NIL for the prospective investment made on or after December 11, 2017.																																						
Investment Plan	Direct Plan / Regular Plan																																						
Default Plan	<p>Investors should indicate the Direct / Regular Plan for which the subscription is made by indicating the choice in the application form. In case of valid application received without indicating any choice of plan then the application will be processed for plan as under:</p> <table border="1" style="width: 100%; border-collapse: collapse;"> <thead> <tr> <th>Scenario</th> <th>Broker Code mentioned by the investor</th> <th>Plan mentioned by the investor</th> <th>Default Plan to be captured</th> </tr> </thead> <tbody> <tr> <td>1</td> <td>Not mentioned</td> <td>Not mentioned</td> <td>Direct Plan</td> </tr> <tr> <td>2</td> <td>Not mentioned</td> <td>Direct</td> <td>Direct Plan</td> </tr> <tr> <td>3</td> <td>Not mentioned</td> <td>Regular</td> <td>Direct Plan</td> </tr> <tr> <td>4</td> <td>Mentioned</td> <td>Direct</td> <td>Direct Plan</td> </tr> <tr> <td>5</td> <td>Direct</td> <td>Not mentioned</td> <td>Direct Plan</td> </tr> <tr> <td>6</td> <td>Direct</td> <td>Regular</td> <td>Direct Plan</td> </tr> <tr> <td>7</td> <td>Mentioned</td> <td>Regular</td> <td>Regular Plan</td> </tr> <tr> <td>8</td> <td>Mentioned</td> <td>Not mentioned</td> <td>Regular Plan</td> </tr> </tbody> </table> <p>In cases of wrong/incomplete ARN codes mentioned on the application form, the application shall be processed under Regular Plan. The AMC shall contact and obtain the correct ARN code within 30 calendar days of the receipt of the application form from the investor / distributor. In case, the correct code is not received within 30 calendar days, the AMC shall reprocess the transaction under Direct Plan from the date of application.</p>			Scenario	Broker Code mentioned by the investor	Plan mentioned by the investor	Default Plan to be captured	1	Not mentioned	Not mentioned	Direct Plan	2	Not mentioned	Direct	Direct Plan	3	Not mentioned	Regular	Direct Plan	4	Mentioned	Direct	Direct Plan	5	Direct	Not mentioned	Direct Plan	6	Direct	Regular	Direct Plan	7	Mentioned	Regular	Regular Plan	8	Mentioned	Not mentioned	Regular Plan
Scenario	Broker Code mentioned by the investor	Plan mentioned by the investor	Default Plan to be captured																																				
1	Not mentioned	Not mentioned	Direct Plan																																				
2	Not mentioned	Direct	Direct Plan																																				
3	Not mentioned	Regular	Direct Plan																																				
4	Mentioned	Direct	Direct Plan																																				
5	Direct	Not mentioned	Direct Plan																																				
6	Direct	Regular	Direct Plan																																				
7	Mentioned	Regular	Regular Plan																																				
8	Mentioned	Not mentioned	Regular Plan																																				
Investment Options	Growth Option																																						
Minimum Application Amount (Under each option)	₹500/- and in multiples of ₹1/- therefore, Additional Investment would be ₹500/- and in multiples of ₹1/- thereafter / 50 unit																																						
Lock-in Period	NIL																																						
Net Asset Value (NAV)	Every Business Day																																						
Tier I - Benchmark Index	Domestic Price of Physical Gold																																						


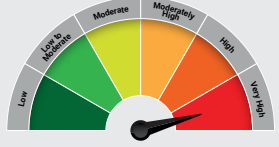
\*Investors should consult their financial advisors if in doubt about whether the product is suitable for them.

DETAILS	QUANTUM MULTI ASSET FUND OF FUNDS																																						
Type of Scheme	An Open Ended Fund of Funds Scheme Investing in schemes of Quantum Mutual Fund																																						
This Product is suitable for Investors who are seeking*	<ul style="list-style-type: none"> <li>Long term capital appreciation and current income</li> <li>Investments in portfolio of schemes of Quantum Mutual Fund whose underlying investments are in equity, debt /money market instruments and gold</li> </ul>																																						
Risk-o-meter of scheme	 <p>Investors understand that their principal will be at Moderately High Risk</p>	<p><b>Risk-o-meter of Tier I Benchmark</b></p> 																																					
Investment Objectives	<p>The Investments objective of the scheme is to generate modest capital appreciation while trying to reduce risk (by diversifying risks across asset classes) from a combined portfolio of equity, debt / money markets and gold schemes of Quantum Mutual Fund.</p> <p>The Scheme may invest in the units of debt / money market scheme of other mutual funds to gain exposure to debt as an asset class to manage any investment and regulatory constraints that arise / that prevent the Scheme from increasing investment in the scheme of Quantum Mutual Fund.</p> <p>There can be no assurance that the investment objective of the Scheme will be realized.</p>																																						
Fund Manager	Mr. Chirag Mehta (Since July 11, 2012)																																						
Fund Manager Total Experience	19 yrs																																						
Inception Date (Date of Allotment)	July 11, 2012																																						
Entry Load	Not Applicable# (#In terms of SEBI circular no. SEBI/IMD/CIR No. 4/ 168230/09 dated June 30, 2009 has notified that, w.e.f. August 01, 2009 there will be no entry load charged to the schemes of the Mutual Fund and the upfront commission to distribution will be paid by the investor directly to the distributor, based on his assessment of various factors including the service rendered by the distributor)																																						
Exit Load	<p>a. 100% if redeemed or switch out on or before 90 days from the date of allotment of units.</p> <p>b. NIL if redeemed or switch out after 90 days from the date of allotment of units.</p>																																						
Investment Plan	Direct Plan / Regular Plan																																						
Default Plan	<p>Investors should indicate the Direct / Regular Plan for which the subscription is made by indicating the choice in the application form. In case of valid application received without indicating any choice of plan then the application will be processed for plan as under:</p> <table border="1" style="width: 100%; border-collapse: collapse;"> <thead> <tr> <th>Scenario</th> <th>Broker Code mentioned by the investor</th> <th>Plan mentioned by the investor</th> <th>Default Plan to be captured</th> </tr> </thead> <tbody> <tr> <td>1</td> <td>Not mentioned</td> <td>Not mentioned</td> <td>Direct Plan</td> </tr> <tr> <td>2</td> <td>Not mentioned</td> <td>Direct</td> <td>Direct Plan</td> </tr> <tr> <td>3</td> <td>Not mentioned</td> <td>Regular</td> <td>Direct Plan</td> </tr> <tr> <td>4</td> <td>Mentioned</td> <td>Direct</td> <td>Direct Plan</td> </tr> <tr> <td>5</td> <td>Direct</td> <td>Not mentioned</td> <td>Direct Plan</td> </tr> <tr> <td>6</td> <td>Direct</td> <td>Regular</td> <td>Direct Plan</td> </tr> <tr> <td>7</td> <td>Mentioned</td> <td>Regular</td> <td>Regular Plan</td> </tr> <tr> <td>8</td> <td>Mentioned</td> <td>Not mentioned</td> <td>Regular Plan</td> </tr> </tbody> </table> <p>In cases of wrong/incomplete ARN codes mentioned on the application form, the application shall be processed under Regular Plan. The AMC shall contact and obtain the correct ARN code within 30 calendar days of the receipt of the application form from the investor / distributor. In case, the correct code is not received within 30 calendar days, the AMC shall reprocess the transaction under Direct Plan from the date of application.</p>			Scenario	Broker Code mentioned by the investor	Plan mentioned by the investor	Default Plan to be captured	1	Not mentioned	Not mentioned	Direct Plan	2	Not mentioned	Direct	Direct Plan	3	Not mentioned	Regular	Direct Plan	4	Mentioned	Direct	Direct Plan	5	Direct	Not mentioned	Direct Plan	6	Direct	Regular	Direct Plan	7	Mentioned	Regular	Regular Plan	8	Mentioned	Not mentioned	Regular Plan
Scenario	Broker Code mentioned by the investor	Plan mentioned by the investor	Default Plan to be captured																																				
1	Not mentioned	Not mentioned	Direct Plan																																				
2	Not mentioned	Direct	Direct Plan																																				
3	Not mentioned	Regular	Direct Plan																																				
4	Mentioned	Direct	Direct Plan																																				
5	Direct	Not mentioned	Direct Plan																																				
6	Direct	Regular	Direct Plan																																				
7	Mentioned	Regular	Regular Plan																																				
8	Mentioned	Not mentioned	Regular Plan																																				
Investment Options	Growth Option																																						
Minimum Application Amount (Under each option)	₹500/- and in multiples of ₹1/- therefore, Additional Investment would be ₹500/- and in multiples of ₹1/- thereafter / 50 unit																																						
Lock-in Period	NIL																																						
Net Asset Value (NAV)	Every Business Day																																						
Tier I - Benchmark Index	CRISIL Dynamic Bond Fund AIII Index (20%) + CRISIL Liquid Fund AI Index (25%) + Nifty 50 TRI (40%) + Domestic price of Gold (15%) w.e.f. April 1, 2023, benchmark of the scheme has been changed to CRISIL Dynamic Bond A-III Index (20%) + CRISIL Liquid Debt A-I Index (25%) + Nifty 50 TRI (40%) + Domestic price of Gold (15%)																																						

\*Investors should consult their financial advisors if in doubt about whether the product is suitable for them.


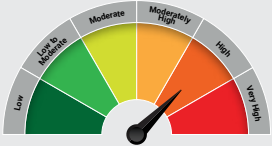




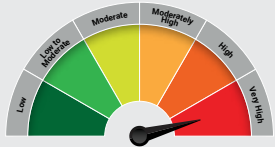
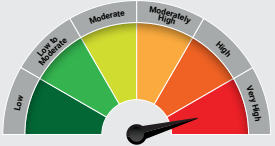
DETAILS	QUANTUM NIFTY 50 ETF FUND OF FUND																																						
Type of Scheme	An open ended fund of fund scheme investing in units of Quantum Nifty 50 ETF																																						
This Product is suitable for Investors who are seeking*	<ul style="list-style-type: none"> <li>Long term capital appreciation</li> <li>Investments in units of Quantum Nifty 50 ETF – Exchange Traded Fund</li> </ul>																																						
Risk-o-meter of scheme	 <p>Investors understand that their principal will be at Very High Risk</p>	Risk-o-meter of Tier I Benchmark																																					
Investment Objectives	<p>The investment objective of the Scheme is to provide capital appreciation by investing in units of Quantum Nifty 50 ETF - Replicating / Tracking Nifty 50 Index.</p> <p>There is no assurance or guarantee that the investment objective of the Scheme will be achieved.</p>																																						
Fund Manager	Mr. Hitendra Parekh (Since August 05, 2022)																																						
Fund Manager Total Experience	29.5 yrs																																						
Inception Date (Date of Allotment)	August 05, 2022																																						
Entry Load	Not Applicable* (*In terms of SEBI circular no. SEBI/IMD/CIR No. 4/ 168230/09 dated June 30, 2009 has notified that, w.e.f. August 01, 2009 there will be no entry load charged to the schemes of the Mutual Fund and the upfront commission to distribution will be paid by the investor directly to the distributor, based on his assessment of various factors including the service rendered by the distributor)																																						
Exit Load	NIL																																						
Investment Plan	Direct Plan/Regular Plan																																						
Default Plan	<p>Investors should indicate the Direct / Regular Plan for which the subscription is made by indicating the choice in the application form. In case of valid application received without indicating any choice of plan then the application will be processed for plan as under:</p> <table border="1"> <thead> <tr> <th>Scenario</th> <th>Broker Code mentioned by the investor</th> <th>Plan mentioned by the investor</th> <th>Default Plan to be captured</th> </tr> </thead> <tbody> <tr> <td>1</td> <td>Not mentioned</td> <td>Not mentioned</td> <td>Direct Plan</td> </tr> <tr> <td>2</td> <td>Not mentioned</td> <td>Direct</td> <td>Direct Plan</td> </tr> <tr> <td>3</td> <td>Not mentioned</td> <td>Regular</td> <td>Direct Plan</td> </tr> <tr> <td>4</td> <td>Mentioned</td> <td>Direct</td> <td>Direct Plan</td> </tr> <tr> <td>5</td> <td>Direct</td> <td>Not mentioned</td> <td>Direct Plan</td> </tr> <tr> <td>6</td> <td>Direct</td> <td>Regular</td> <td>Direct Plan</td> </tr> <tr> <td>7</td> <td>Mentioned</td> <td>Regular</td> <td>Regular Plan</td> </tr> <tr> <td>8</td> <td>Mentioned</td> <td>Not mentioned</td> <td>Regular Plan</td> </tr> </tbody> </table> <p>In cases of wrong/incomplete ARN codes mentioned on the application form, the application shall be processed under Regular Plan. The AMC shall contact and obtain the correct ARN code within 30 calendar days of the receipt of the application form from the investor / distributor. In case, the correct code is not received within 30 calendar days, the AMC shall reprocess the transaction under Direct Plan from the date of application.</p>			Scenario	Broker Code mentioned by the investor	Plan mentioned by the investor	Default Plan to be captured	1	Not mentioned	Not mentioned	Direct Plan	2	Not mentioned	Direct	Direct Plan	3	Not mentioned	Regular	Direct Plan	4	Mentioned	Direct	Direct Plan	5	Direct	Not mentioned	Direct Plan	6	Direct	Regular	Direct Plan	7	Mentioned	Regular	Regular Plan	8	Mentioned	Not mentioned	Regular Plan
Scenario	Broker Code mentioned by the investor	Plan mentioned by the investor	Default Plan to be captured																																				
1	Not mentioned	Not mentioned	Direct Plan																																				
2	Not mentioned	Direct	Direct Plan																																				
3	Not mentioned	Regular	Direct Plan																																				
4	Mentioned	Direct	Direct Plan																																				
5	Direct	Not mentioned	Direct Plan																																				
6	Direct	Regular	Direct Plan																																				
7	Mentioned	Regular	Regular Plan																																				
8	Mentioned	Not mentioned	Regular Plan																																				
Investment Options	Growth Option																																						
Minimum Application Amount (Under each option)	<b>Purchase:</b> Rs. 500 /- and in multiples of Rs. 1 thereafter. <b>Additional Purchase:</b> Rs. 500 /- and in multiples of Rs. 1 thereafter																																						
Lock-in Period	NIL																																						
Net Asset Value (NAV)	Every Business Day																																						
Tier I - Benchmark Index	Nifty 50 - Total Return Index																																						

\*Investors should consult their financial advisors if in doubt about whether the product is suitable for them.



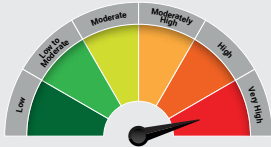
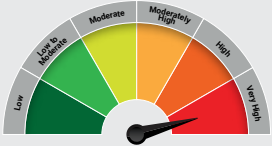
DETAILS	QUANTUM GOLD FUND		
Type of Scheme	An Open Ended Scheme Replicating / Tracking Gold		
This Product is suitable for Investors who are seeking*	<ul style="list-style-type: none"> <li>• Long term returns</li> <li>• Investments in physical gold</li> </ul>		
Risk-o-meter of scheme	 <p>Investors understand that their principal will be at High Risk</p>	Risk-o-meter of Tier I Benchmark	
Investment Objectives	To generate returns that are in line with the performance of gold and gold related instruments subject to tracking errors. However, investment in gold related instruments will be made if and when SEBI permits mutual funds to invest, in gold related instruments. The Scheme is designed to provide returns that before expenses, closely correspond to the returns provided by gold.		
Fund Manager	Ms. Ghazal Jain (Since June 2, 2020)		
Fund Manager Total Experience	4.7 yrs		
Inception Date (Date of Allotment)	February 22, 2008		
Entry Load	Not Applicable* (*In terms of SEBI circular no. SEBI/IMD/CIR No. 4/ 168230/09 dated June 30, 2009 has notified that, w.e.f. August 01, 2009 there will be no entry load charged to the schemes of the Mutual Fund and the upfront commission to distribution will be paid by the investor directly to the distributor, based on his assessment of various factors including the service rendered by the distributor)		
Exit Load	NIL		
Investment Plan	NIL		
Default Plan	NA		
Investment Options	NA		
Minimum Application Amount (Under each option)	<p><b>Directly with Fund:</b> The Investors can create / redeem in exchange of portfolio Deposit and Cash Component in creation of unit size at NAV based Price.</p> <p><b>On the Exchange:</b> Approx equal to price of ½ gram of Gold quoted on the NSE. On NSE, the units can be purchased / sold in minimum lot of 1 unit and in multiples thereof.</p>		
Lock-in Period	NIL		
Net Asset Value (NAV)	Every Business Day		
Tier I - Benchmark Index	Domestic Price of Physical Gold		

\*Investors should consult their financial advisors if in doubt about whether the product is suitable for them.

DETAILS	QUANTUM NIFTY 50 ETF		
Type of Scheme	An Open Ended Scheme Replicating / Tracking Nifty 50 Index		
This Product is suitable for Investors who are seeking*	<ul style="list-style-type: none"> <li>• Long term capital appreciation</li> <li>• Investments in equity and equity related securities of companies in Nifty 50 Index</li> </ul>		
Risk-o-meter of scheme	 <p>Investors understand that their principal will be at Very High Risk</p>	<p>Risk-o-meter of Tier I Benchmark</p>	
Investment Objectives	The investment objective of the scheme is to invest in stocks of companies comprising Nifty 50 Index and endeavor to achieve return equivalent to Nifty by "Passive" investment. The Scheme will be managed by replicating the index in the same weightage as in the Nifty 50 Index with the intention of minimizing the performance differences between the scheme and the Nifty 50 Index in capital terms, subject to market liquidity, costs of trading, managing expenses and other factors which may cause tracking error.		
Fund Manager	Mr. Hitendra Parekh (Since July 10, 2008)		
Fund Manager Total Experience	29.5 yrs		
Inception Date (Date of Allotment)	July 10, 2008		
Entry Load	Not Applicable* (*In terms of SEBI circular no. SEBI/IMD/CIR No. 4/ 168230/09 dated June 30, 2009 has notified that, w.e.f. August 01, 2009 there will be no entry load charged to the schemes of the Mutual Fund and the upfront commission to distribution will be paid by the investor directly to the distributor, based on his assessment of various factors including the service rendered by the distributor)		
Exit Load	NIL		
Investment Plan	NIL		
Default Plan	NA		
Investment Options	NA		
Minimum Application Amount (Under each option)	<p><b>Directly with Fund:</b> The investors can create / redeem in exchange of Portfolio Deposit and Cash Component in creation unit size at NAV Price. -2000 Units and in multiples of thereof.</p> <p><b>On the Exchange:</b> At prices which may be close to the NAV of Q Nifty Units. On NSE, the units can be purchased / sold in minimum lot of 1 unit and in multiples thereof. The units of Q Nifty issued under the scheme will be approximately equal to the price of 1/10 (one-tenth) of the Nifty 50 Index.</p>		
Lock-in Period	NIL		
Net Asset Value (NAV)	Every Business Day		
Tier I - Benchmark Index	Nifty 50 - Total Return Index		

\*Investors should consult their financial advisors if in doubt about whether the product is suitable for them.



DETAILS	QUANTUM SMALL CAP FUND																																					
Type of Scheme	An Open Ended-Equity Scheme Predominantly Investing in Small Cap Stocks																																					
This Product is suitable for Investors who are seeking*	<ul style="list-style-type: none"> <li>Long term capital appreciation</li> <li>Investment in Small Cap Stock</li> </ul>																																					
Risk-o-meter of scheme	 <p>Investors understand that their principal will be at Moderately High Risk</p>	<p>Risk-o-meter of Tier I Benchmark</p> 																																				
Investment Objectives	<p>The Investment Objective of the Scheme to generate capital appreciation by investing predominantly in Small Cap Stocks.</p> <p>There is no assurance that the investment objective of the scheme will be achieved.</p>																																					
Fund Manager	<p>Mr. Chirag Mehta - Fund Manager (Since November 03, 2023) Mrs. Abhilasha Satale - Associate Fund Manager (Since November 03, 2023)</p>																																					
Fund Manager Total Experience	<p>Mr. Chirag Mehta - 19 yrs. / Mrs. Abhilasha Satale - 17 yrs.</p>																																					
Inception Date (Date of Allotment)	<p>November 03, 2023</p>																																					
Entry Load	<p>Not Applicable* (* Pursuant to para-No. 10.4.1 of SEBI Master Circular No. SEBI /HO/IMD/ IMD-PoD-1 / P/ CIR / 2023/74 dated May 19, 2023 there will be no entry load charged to the schemes of the Mutual Fund. and the upfront commission to distribution will be paid by the investor directly to the distributor, based on his assessment of various factors including the service rendered by the distributor)</p>																																					
Exit Load	<p>Provisions</p> <p>10% of units if redeemed or switched out on or before 365 days from the date of allotment.</p> <p>Remaining 90% of units if redeemed or switched out on or before 365 days from the date of allotment.</p> <p>If redeemed or switched out after 365 days from the date of allotment.</p>	<p>% of Exit Load</p> <p>NIL</p> <p>1%</p> <p>NIL</p>																																				
Investment Plan	<p>Direct Plan / Regular Plan</p>																																					
Default Plan	<p>Investor should indicate the Direct / Regular Plan for which the subscription is made by indicating the choice in the application form. In case of valid application received without indicating any choice of plan then the application will be processed for plan as under:</p> <table border="1"> <thead> <tr> <th>Scenario</th> <th>Broker Code mentioned by the investor</th> <th>Plan mentioned by the investor</th> <th>Default Plan to be captured</th> </tr> </thead> <tbody> <tr> <td>1</td> <td>Not mentioned</td> <td>Not mentioned</td> <td>Direct Plan</td> </tr> <tr> <td>2</td> <td>Not mentioned</td> <td>Direct</td> <td>Direct Plan</td> </tr> <tr> <td>3</td> <td>Not mentioned</td> <td>Regular</td> <td>Direct Plan</td> </tr> <tr> <td>4</td> <td>Mentioned</td> <td>Direct</td> <td>Direct Plan</td> </tr> <tr> <td>5</td> <td>Direct</td> <td>Not mentioned</td> <td>Direct Plan</td> </tr> <tr> <td>6</td> <td>Direct</td> <td>Regular</td> <td>Direct Plan</td> </tr> <tr> <td>7</td> <td>Mentioned</td> <td>Regular</td> <td>Regular Plan</td> </tr> <tr> <td>8</td> <td>Mentioned</td> <td>Not mentioned</td> <td>Regular Plan</td> </tr> </tbody> </table> <p>In cases of wrong/invalid/incomplete ARN codes mentioned on the application form, the application shall be processed under Regular Plan. The AMC shall contact and obtain the correct ARN code within 30 calendar days of the receipt of the application form from the investor/ distributor. In case, the correct code is not received within 30 calendar days, the AMC shall reprocess the transaction under Direct Plan from the date of application.</p>		Scenario	Broker Code mentioned by the investor	Plan mentioned by the investor	Default Plan to be captured	1	Not mentioned	Not mentioned	Direct Plan	2	Not mentioned	Direct	Direct Plan	3	Not mentioned	Regular	Direct Plan	4	Mentioned	Direct	Direct Plan	5	Direct	Not mentioned	Direct Plan	6	Direct	Regular	Direct Plan	7	Mentioned	Regular	Regular Plan	8	Mentioned	Not mentioned	Regular Plan
Scenario	Broker Code mentioned by the investor	Plan mentioned by the investor	Default Plan to be captured																																			
1	Not mentioned	Not mentioned	Direct Plan																																			
2	Not mentioned	Direct	Direct Plan																																			
3	Not mentioned	Regular	Direct Plan																																			
4	Mentioned	Direct	Direct Plan																																			
5	Direct	Not mentioned	Direct Plan																																			
6	Direct	Regular	Direct Plan																																			
7	Mentioned	Regular	Regular Plan																																			
8	Mentioned	Not mentioned	Regular Plan																																			
Investment Options	<p>Growth Option</p>																																					
Minimum Application Amount (Under each option)	<p>₹500/- and in multiples of ₹1/- therefore, Additional Investment would be ₹500/- and in multiples of ₹1/- thereafter / 50 units</p>																																					
Lock-in Period	<p>NIL</p>																																					
Net Asset Value (NAV)	<p>Every Business Day</p>																																					
Tier I - Benchmark Index	<p>S&amp;P BSE 250 Small Cap TRI</p>																																					

\*Investors should consult their financial advisors if in doubt about whether the product is suitable for them.

# HOW TO READ FACTSHEET

## Fund Manager

An employee of the asset management company such as a mutual fund or life insurer, who manages investments of the scheme. He is usually part of a larger team of fund managers and research analysts.

## Application Amount for Fresh Subscription

This is the minimum investment amount for a new investor in a mutual fund scheme.

## Minimum Additional Amount

This is the minimum investment amount for an existing investor in a mutual fund scheme.

## Yield to Maturity

The Yield to Maturity or the YTM is the rate of return anticipated on a bond if held until maturity. YTM is expressed as an annual rate. The YTM factors in the bond's current market price, par value, coupon interest rate and time to maturity.

## SIP

SIP or systematic investment plan works on the principle of making periodic investments of a fixed sum. It works similar to a recurring bank deposit. For instance, an investor may opt for an SIP that invests ₹ 500 every 15th of the month in an equity fund for a period of three years.

## NAV

The NAV or the net asset value is the total asset value per unit of the mutual fund after deducting all related and permissible expenses. The NAV is calculated at the end of every business day. It is the value at which the investor enters or exits the mutual fund.

## Benchmark

A group of securities, usually a market index, whose performance is used as a standard or benchmark to measure investment performance of mutual funds, among other investments. Some typical benchmarks include the Nifty, Sensex, BSE200, BSE500, 10-Year Gsec.

## Entry Load

A mutual fund may have a sales charge or load at the time of entry and/or exit to compensate the distributor/agent. Entry load is charged at the time an investor purchases the units of a mutual fund. The entry load is added to the prevailing NAV at the time of investment. For instance, if the NAV is ₹ 100 and the entry load is 1%, the investor will enter the fund at ₹ 101.

## Note

SEBI, vide circular dated June 30, 2009 has abolished entry load and mandated that the upfront commission to distributors will be paid by the investor directly to the distributor, based on his assessment of various factors including the service rendered by the distributor

## Exit Load

Exit load is charged at the time an investor redeems the units of a mutual fund. The exit load is deducted from the prevailing NAV at the time of redemption. For instance, if the NAV is ₹ 100 and the exit load is 1%, the redemption price would be ₹ 99 Per Unit.

## Modified Duration

Modified duration is the price sensitivity and the percentage change in price for a unit change in yield

## Standard Deviation

Standard deviation is a statistical measure of the range of an investment's performance. When a mutual fund has a high standard deviation, it means its range of performance is wide, implying greater volatility.

## Sharpe Ratio

The Sharpe Ratio, named after its founder, the Nobel Laureate William Sharpe, is a measure of risk-adjusted returns. It is calculated using standard deviation and excess return to determine reward per unit of risk.

## Beta

Beta is a measure of an investment's volatility vis-à-vis the market. Beta of less than 1 means that the security will be less volatile than the market. A beta of greater than 1 implies that the security's price will be more volatile than the market.

## AUM

AUM or assets under management refers to the recent / updated cumulative market value of investments managed by a mutual fund or any investment firm.

## Holdings

The holdings or the portfolio is a mutual fund's latest or updated reported statement of investments/securities. These are usually displayed in terms of percentage to net assets or the rupee value or both. The objective is to give investors an idea of where their money is being invested by the fund manager.

## Nature of Scheme

The investment objective and underlying investments determine the nature of the mutual fund scheme. For instance, a mutual fund that aims at generating capital appreciation by investing in stock markets is an equity fund or growth fund. Likewise, a mutual fund that aims at capital preservation by investing in debt markets is a debt fund or income fund. Each of these categories may have sub-categories.

## Rating Profile

Mutual funds invest in securities after evaluating their creditworthiness as disclosed by the ratings. A depiction of the mutual fund in various investments based on their ratings becomes the rating profile of the fund. Typically, this is a feature of debt funds.

# STATUTORY DETAILS & RISK FACTORS

## Disclaimer, Statutory Details & Risk Factors:

### ❗ Mutual fund investments are subject to market risks, read all scheme related documents carefully.





Please visit – [www.QuantumAMC.com](http://www.QuantumAMC.com) to read scheme specific risk factors. Investors in the Scheme(s) are not being offered a guaranteed or assured rate of return and there can be no assurance that the schemes objective will be achieved and the NAV of the scheme(s) may go up and down depending upon the factors and forces affecting securities market. Investment in mutual fund units involves investment risk such as trading volumes, settlement risk, liquidity risk, default risk including possible loss of capital. Past performance of the sponsor / AMC / Mutual Fund does not indicate the future performance of the Scheme(s). Statutory Details: Quantum Mutual Fund (the Fund) has been constituted as a Trust under the Indian Trusts Act, 1882. Sponsor : Quantum Advisors Private Limited. (liability of Sponsor limited to ₹1,00,000/-) Trustee : Quantum Trustee Company Private Limited Investment Manager : Quantum Asset Management Company Private Limited. The Sponsor, Trustee and Investment Manager are incorporated under the Companies Act, 1956.

### ❗ Scheme Specific Risk Factors : The investors of Quantum Equity Fund of Funds, Quantum Gold Savings Fund, Quantum Multi Asset Fund of Funds and Quantum Nifty 50 ETF Fund of Fund will bear the Scheme in addition to the expenses of other schemes in which Fund of Funds scheme makes investment (subject to regulatory limits).

### ❗ Disclaimer of NSEIL: Quantum Nifty 50 ETF (Q NIFTY) is benchmarked to Nifty 50 TRI Index are not sponsored, endorsed, sold or promoted by National Stock Exchange Indices Limited (NSEIL). NSEIL is not responsible for any errors or omissions or the results obtained from the use of such index and in no event shall NSEIL have any liability to any party for any damages of whatsoever nature (including lost profits) resulted to such party due to purchase or sale or otherwise of such product benchmarked to such index. Please refer SID of the Q NIFTY for full Disclaimer clause in relation to the "Nifty 50 TRI Index".

### ❗ Disclaimer of NSE: It is to be distinctly understood that the permission given by National Stock Exchange of India Limited (NSE) should not in any way be deemed or construed that the Scheme Information Document (SID) of Quantum Gold Fund (QGF) and Quantum Nifty 50 ETF (Q NIFTY) has been cleared or approved by NSE nor does it certify the correctness or completeness of any of the contents of the SIDs. The investors are advised to refer to the SID of Q NIFTY for the full text of the Disclaimer clause of NSE.

Want To  
Have The Latest  
Information  
About Us?

 Website	: <a href="http://www.QuantumAMC.com">www.QuantumAMC.com</a>
 Email	: <a href="mailto:CustomerCare@QuantumAMC.com">CustomerCare@QuantumAMC.com</a>
 SMS	: <QUANTUM> to 9243-22-3863
 Toll Free Helpline	: 1800-22-3863 / 1800-209-3863

Click Here To Invest Online



 [www.facebook.com/QuantumAMC](http://www.facebook.com/QuantumAMC)

 [www.twitter.com/QuantumAMC](http://www.twitter.com/QuantumAMC)

 [www.linkedin.com/Company/quantum-mutual-fund](http://www.linkedin.com/Company/quantum-mutual-fund)

 [www.youtube.com/QuantumMF](http://www.youtube.com/QuantumMF)  [www.instagram.com/quantummualfund/](http://www.instagram.com/quantummualfund/)



Registered Office:

**Quantum Asset Management Company Pvt Ltd.**

6th Floor, Hoechst House, Nariman Point, Mumbai - 400 021

Corporate Identity Number(CIN): U65990MH2005PTC156152

The Factsheet Published as on April 08, 2024